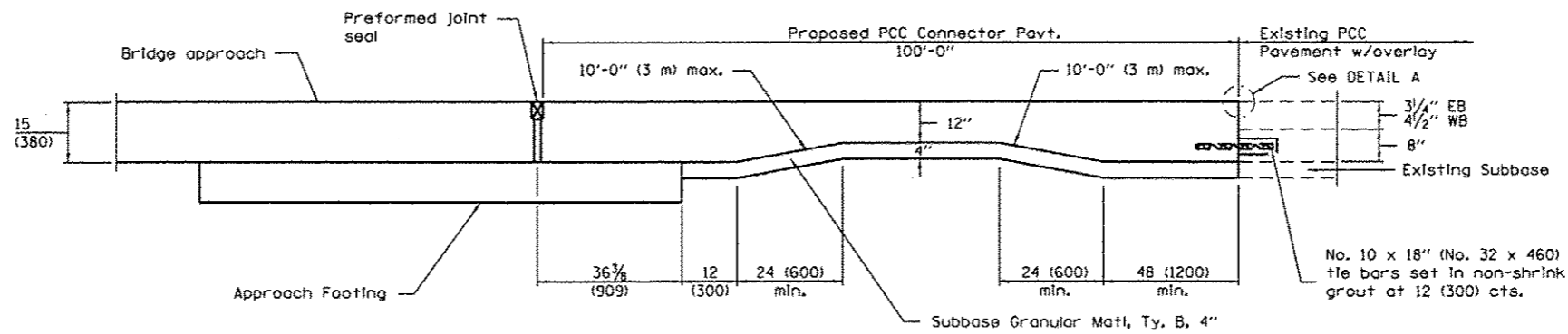
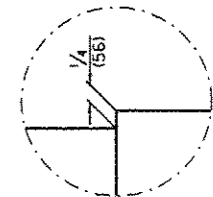


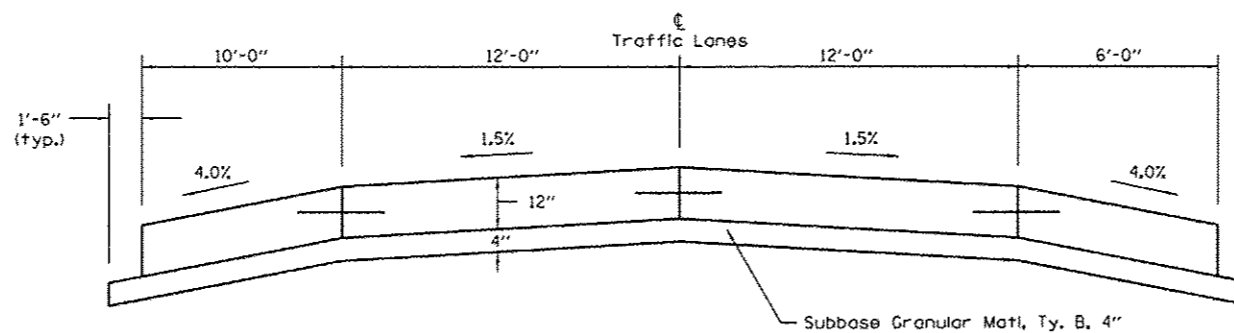
BRIDGE APPROACH PAVEMENT CONNECTOR (PCC)



SECTION A-A



DETAIL A



SECTION B-B

GENERAL NOTES

See Standard 421001 for reinforcement details not shown.

See Standard 420001 for joint details not shown.

See structural plans for additional details of the approach pavement.

See plans for details of bridge approach, approach footing, and preformed joint seal.

All dimensions are in inches unless otherwise indicated.

Reinforcement and tie bars will not be paid for separately, but shall be included in the cost for Bridge Approach Pavement Connector (PCC).

Reinforcement bars shall be epoxy coated.

USER NAME = sparksg	DESIGNED - BTM	REVISED -
PLOT SCALE = 40.0000 / in.	DRAWN - BTM	REVISED -
PLOT DATE = Sep-08-2013 09:28:15AM	CHECKED - JSA	REVISED -
	DATE - 12/19/12	REVISED -

STATE OF ILLINOIS
DEPARTMENT OF TRANSPORTATION

BRIDGE APPROACH PAVEMENT
CONNECTOR (PCC) DETAIL

F.A.I. RTE.	SECTION	COUNTY	TOTAL SHEETS	SHEET NO.
72	*	SANGAMON	194	176
* (84-10-1RS-3, 84-10-2RS-4) BRLI CONTRACT NO. 72C90				
ILLINOIS FED. AID PROJECT				

SCALE: SHEET NO. OF SHEETS STA. TO STA.