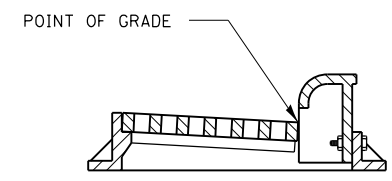


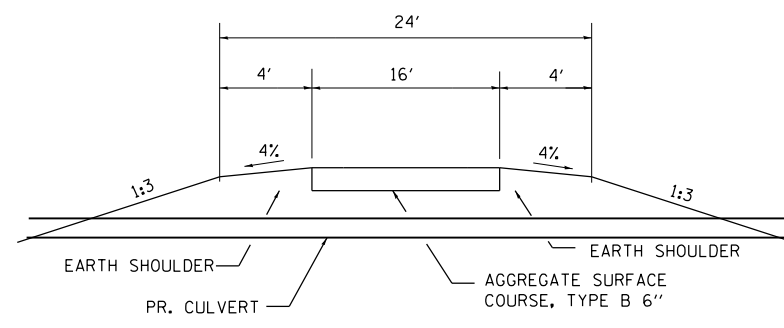
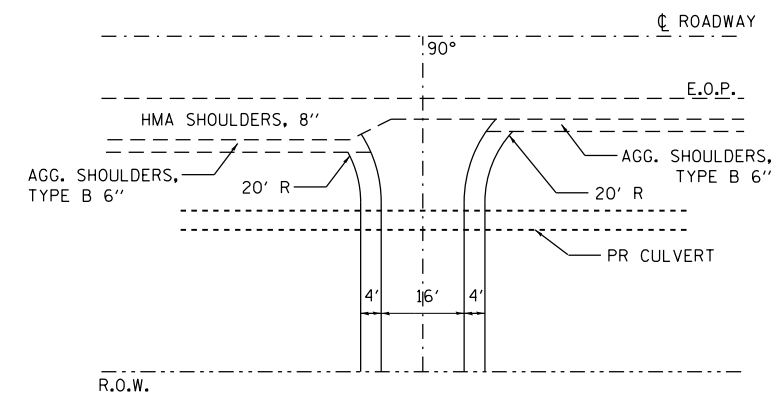
CHANNEL OUTLET PROTECTION DETAIL

NOTES:

1. USE IN EXISTING, PROPOSED AND TEMPORARY DITCHES OF ALL TYPES AS SHOWN ON PLANS OR AS DIRECTED BY THE ENGINEER.
2. THE CHANNEL OUTLET PROTECTION SHALL BE REPLACED DUE TO WASHOUT, CONSTRUCTION TRAFFIC DAMAGE OR SILT ACCUMULATION.
3. CHANNEL OUTLET PROTECTION AND ANY SEDIMENT SHALL BE REMOVED WHEN CONSTRUCTION IS COMPLETE SO AS NOT TO IMPEDE STORM FLOW OR DRAINAGE. AREA SHALL BE GRADED TO FINISH GRADES.
4. THE CONSTRUCTION, MAINTENANCE, AND REMOVAL OF CHANNEL OUTLET PROTECTION WILL BE PAID FOR AS AGGREGATE (EROSION CONTROL), TONS.



INLET POINT OF GRADE DETAIL



**TYPICAL FIELD ENTRANCE DETAIL
STA. 848+39.00 LT.**

FILE NAME =	USER NAME = steffenmk	DESIGNED - MTM	REVISED -
ct:\pw\work\p\idot\steffenmk\d0122333\07	74220-sh1-details.dgn	DRAWN - JJS	REVISED -
	PLOT SCALE = 100.0000' / in.	CHECKED - MTM	REVISED -
	PLOT DATE = 10/17/2013	DATE - SEPTEMBER 2011	REVISED -

**STATE OF ILLINOIS
DEPARTMENT OF TRANSPORTATION**

DETAILS

SCALE: N.T.S. SHEET NO. 1 OF 2 SHEETS STA. TO STA.

F.A.P. RTE.	SECTION	COUNTY	TOTAL SHEETS	SHEET NO.
332	(103B)B-1	WABASH	53	45
CONTRACT NO. 74220				
ILLINOIS FED. AID PROJECT				