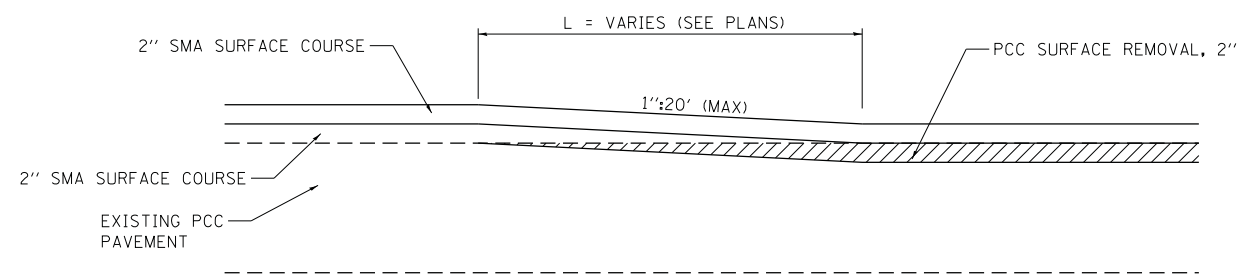


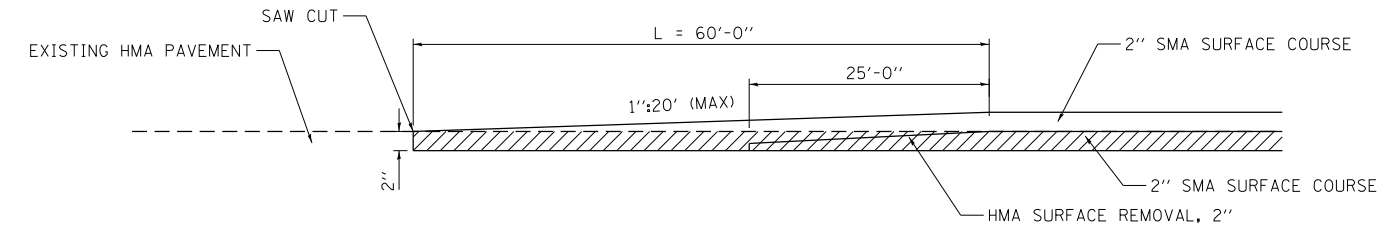
**PAVING TRANSITION TYPE A – EXISTING BUTT JOINT REMOVAL**

SMA OVERLAY AT EXISTING SMA BUTT JOINT



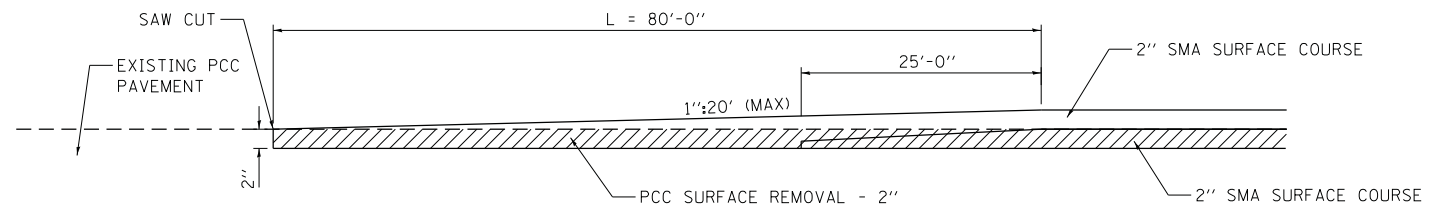
**PAVING TRANSITION TYPE B1 – EXISTING PCC TO MILLED PCC**

SMA OVERLAY AT EXISTING PCC / MILLED PCC JOINT



**PAVING TRANSITION TYPE C – BUTT JOINT AT EXISTING HMA**

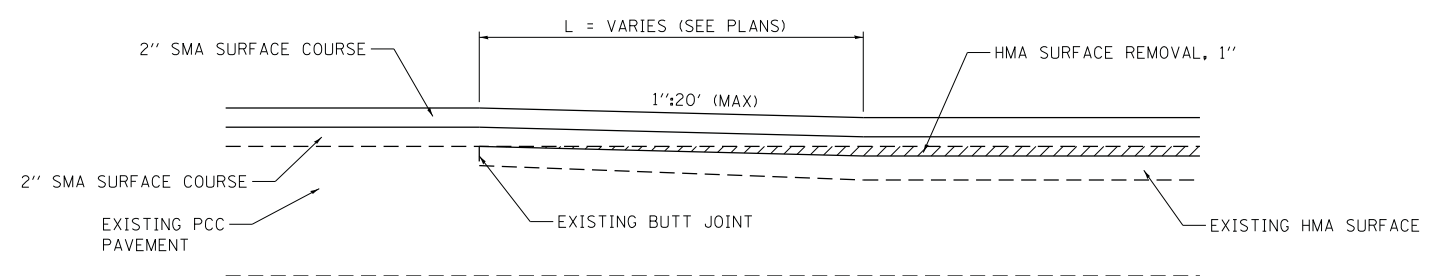
SMA OVERLAY ON EXISTING HMA



**PAVING TRANSITION TYPE D1 – BUTT JOINT AT EXISTING PCC**

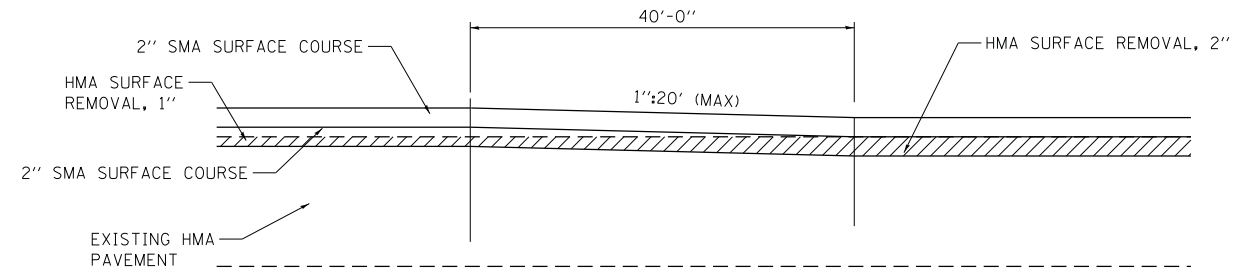
SMA OVERLAY ON EXISTING MILLED PCC

NOTE:  
1. THE NOTES IN THE PLANS CONTAIN A NON-STANDARD ABBREVIATION FOR PAVING TRANSITION OF THE TYPE AND LENGTH SPECIFIED. FOR EXAMPLE, A PAVING TRANSITION TYPE A WOULD BE ABBREVIATED AS 80' PAVING TRANS TY A.



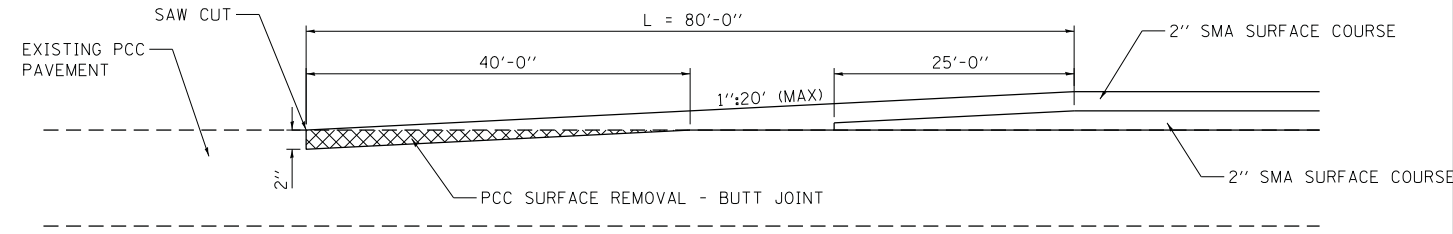
**PAVING TRANSITION TYPE B – EXISTING PCC TO EXISTING HMA**

SMA OVERLAY AT EXISTING PCC / HMA JOINT



**PAVING TRANSITION TYPE B2 – EXISTING HMA**

SMA OVERLAY AT EXISTING PCC / MILLED PCC JOINT



**PAVING TRANSITION TYPE D – BUTT JOINT AT EXISTING PCC**

SMA OVERLAY ON EXISTING PCC

FILE NAME =	USER NAME = kschwier.john	DESIGNED - KJS	REVISED -	<b>STATE OF ILLINOIS DEPARTMENT OF TRANSPORTATION</b>	<b>MISCELLANEOUS DETAILS</b>			F.A.I. RTE.	SECTION	COUNTY	TOTAL SHEETS	SHEET NO.
H:\6513 IDOT DB Ver\6513.09 WO 9 1-2550	10yRevised\CADD_Sheets\0876F10-shr-pvmtde	DRAWN - KOJ/KJS	REVISED -					255	60-18,9RS-1	MADISON	206	111
	PLOT SCALE = 10.0000' / in.	CHECKED - SAR	REVISED -		CONTRACT NO. 76F10							
	PLOT DATE = 9/24/2013	DATE - 7/19/13	REVISED -		SCALE:	SHEET 3 OF 6 SHEETS	STA.	TO STA.	ILLINOIS FED. AID PROJECT			