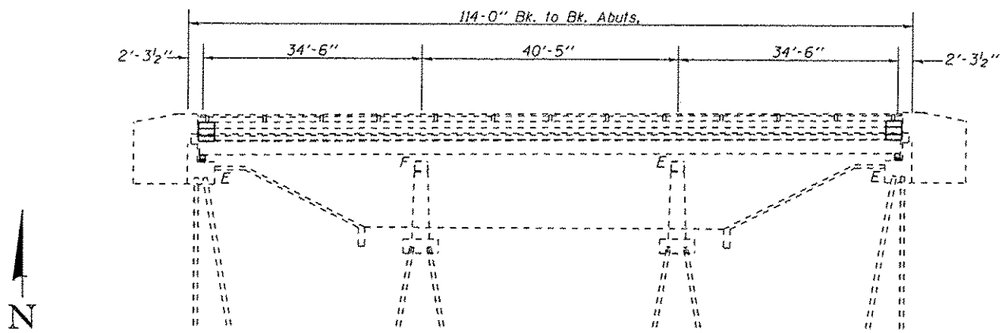

ELEVATION

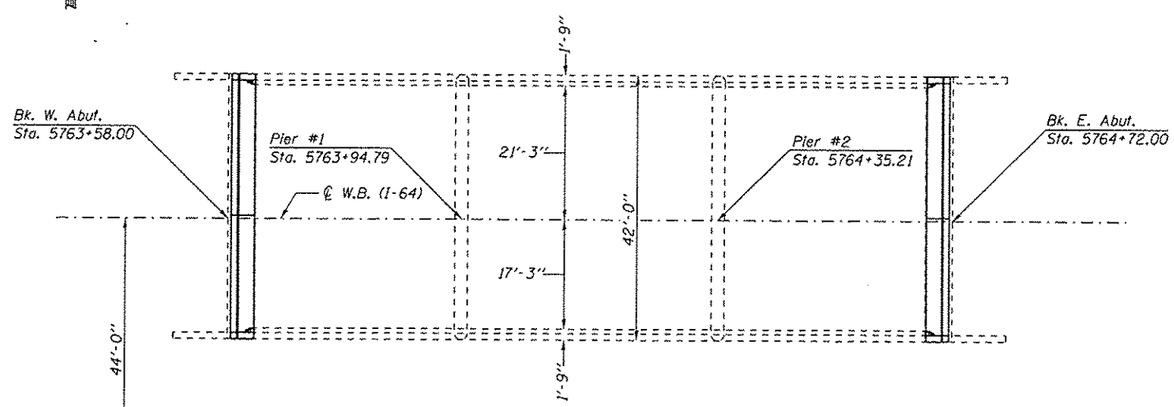

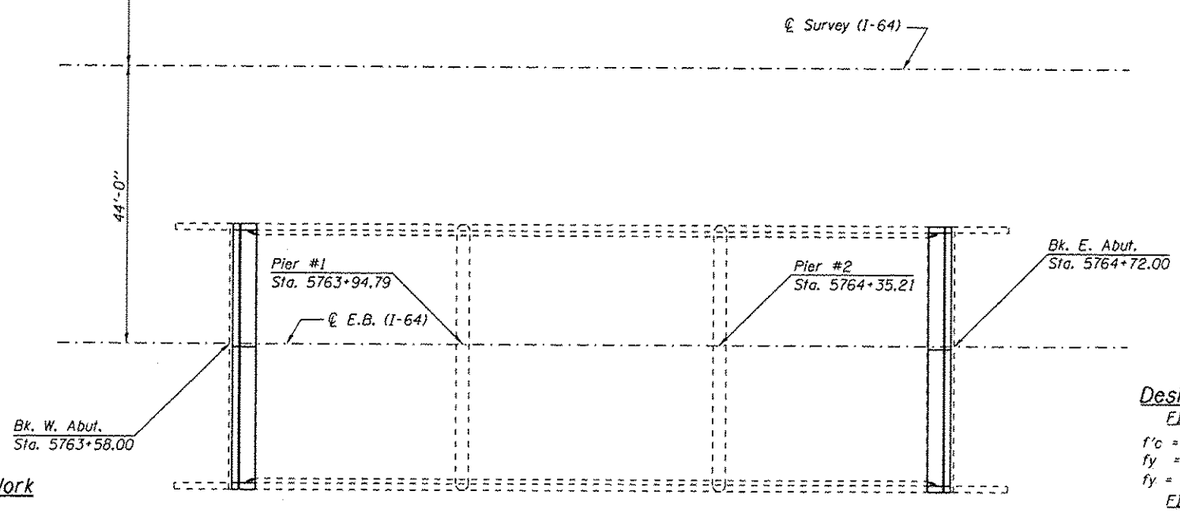

PLAN

Scope of Work

- Setup Traffic Control with barrier
- Remove existing HMA overlay and WMS.
- Perform work at joints, bearings, and patching
- Lay WMS and HMA overlay
- Switch stages and repeat

GENERAL NOTES

All structural steel shall be AASHTO M 270 Grade 36 unless otherwise noted.

No field welding is permitted except as specified in the contract documents.

Reinforcement bars designated (E) shall be epoxy coated.

Prior to pouring the new concrete deck section, all heavy or loose rust, loose mill scale, and other loose or potentially detrimental foreign material shall be removed from the surfaces in contact with concrete. Tightly adhered paint may remain unless otherwise noted. Removal shall be accomplished by methods that will not damage the steel and the cost will be included in the pay item covering removal of the existing concrete.

All structural steel shall be shop painted with inorganic zinc rich primer per AASHTO M300, Type 1. Cost included with Furnishing and Erecting Structural Steel.

If the analysis submitted to the Contractor for the jacking/temporary support system to be used show temporary stiffeners are required to prevent web crippling or buckling, the stiffeners shall be steel and bolted to the web. If stiffeners are not required, hardwood timbers shall be installed tightly between the top and bottom flange to prevent flange rotation.

Plan dimensions and details relative to existing plans are subject to nominal construction variations. The Contractor shall field verify existing dimensions and details affecting new construction and make necessary approved adjustments prior to construction or ordering of materials. Such variations shall not be cause for additional compensation for a change in scope of the work, however, the Contractor will be paid for the quantity actually furnished at the unit price bid for the work.

The existing structural steel coating contains lead. The Contractor shall take appropriate precautions to deal with the presence of lead on this project.

Existing structural steel shall only be cleaned and painted as required by the Special Provision "Cleaning and Painting Contact Surface Areas of Existing Steel Structures".

Existing reinforcement bars extending into the removal area shall be cleaned, straightened and incorporated into the new construction. Any reinforcement bars that are damaged during concrete removal shall be replaced with an approved bar splicer or anchorage system. Cost included with Concrete Removal.

Joint openings shall be adjusted according to Article 520.04 of the Std. Specs. when the deck is poured at an ambient temperature other than 50°F.

Deck Slab Repair (Partial) quantities have been estimated at 3% of the deck.

HMA Surface Removal (Deck) includes the removal of the existing HMA surface and the existing W.M.S.

LICENSED STRUCTURAL ENGINEER
DAVID CARL PUZEY
081-005470
SPRINGFIELD
ILLINOIS
STATE OF ILLINOIS

David Carl Puzey 11/22/13
Expires 11/30/14

TOTAL BILL OF MATERIAL

ITEM	UNIT	QUANITY
Polymerized HMA Surface Course, Mix "D", N90	Ton	64
Waterproofing Membrane System	Sq. Yd.	901
Reinforcement Bars, Epoxy Coated	Pound	3270
Bar Splicers	Each	56
Preformed Joint Strip Seal	Foot	176
Floor Drain Extension	Each	30
Plug Existing Deck Drains	Each	26
HMA Surface Removal (Deck)	Sq. Yd.	901
Elastomeric Bearing Assembly, Type 1	Each	24
Jack and Remove Existing Bearings	Each	24
Furnishing and Erecting Structural Steel	Pound	3400
Anchor Bolts 1" φ	Each	48
Concrete Removal	Cu. Yd.	26.3
Concrete Superstructure	Cu. Yd.	25.9
Structural Repair of Concrete (Depth ≤ 5 Inches)	Sq. Ft.	14
Deck Slab Repair (Partial)	Sq. Yd.	27

Design Stresses

FIELD UNITS (New Construction)

f'c = 3,500 psi
fy = 60,000 psi (reinforcement)
fy = 36,000 psi (AASHTO M270 Gr. 36)

FIELD UNITS (Existing Construction)

fc = 1,400 psi (super & sub.)
fs = 20,000 psi (structural steel)
fs = 20,000 psi (reinforcement)
Vc = 75 psi (Ftgs.)
n = 10

BRIDGE REPAIR
FAI RT 64 OVER FRENCH CR.
WHITE COUNTY
SECTION (97-2-1)RS-1; BSMART 2012-3
STA. 5764+15.00
SN 097-0051 (WB) SN 097-0052 (EB)

•(97-2-1)RS-1; BSMART 2012-1,2,3

FILE NAME = c:\pw_work\pwidot\holsteadtw\d0344460\sht-pln.dgn	USER NAME = holsteadtw	DESIGNED - TWH	REVISED -
		DRAWN - TWH	REVISED -
	PLOT SCALE = 24.0000 ' / in.	CHECKED - MAS	REVISED -
Default	PLOT DATE = 10/7/2013	DATE - 10/7/2013	REVISED -

STATE OF ILLINOIS
DEPARTMENT OF TRANSPORTATION

BRIDGE REPAIRS

SCALE: | SHEET 16 OF 25 SHEETS | STA. TO STA.

F.A.I. RTE.	SECTION	COUNTY	TOTAL SHEETS	SHEET NO.
64	*	WHITE	54	42

CONTRACT NO. 78282

ILLINOIS FED. AID PROJECT