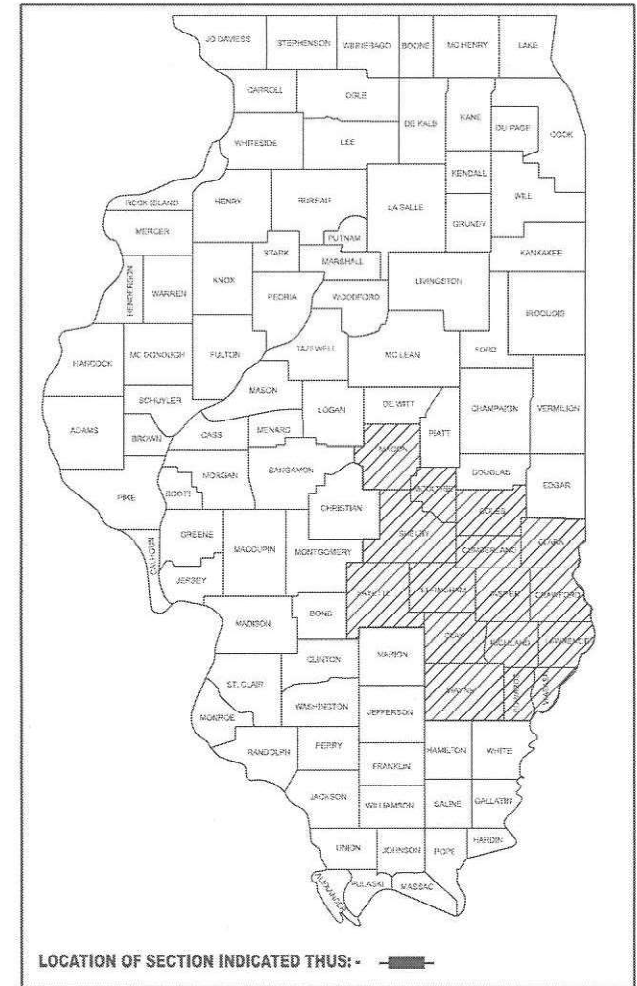


STATE OF ILLINOIS
DEPARTMENT OF TRANSPORTATION

F.A. RTE.	SECTION	COUNTY	TOTAL SHEETS	SHEET NO.
VAR	D7 GUARDRAIL 2025-1	VARIOUS	4	1
		ILLINOIS		CONTRACT NO. 74D22

D-97-061-24



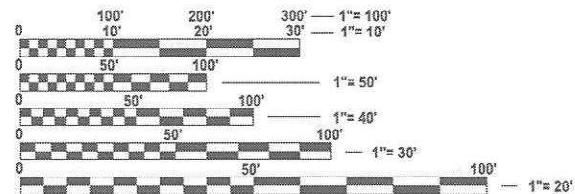
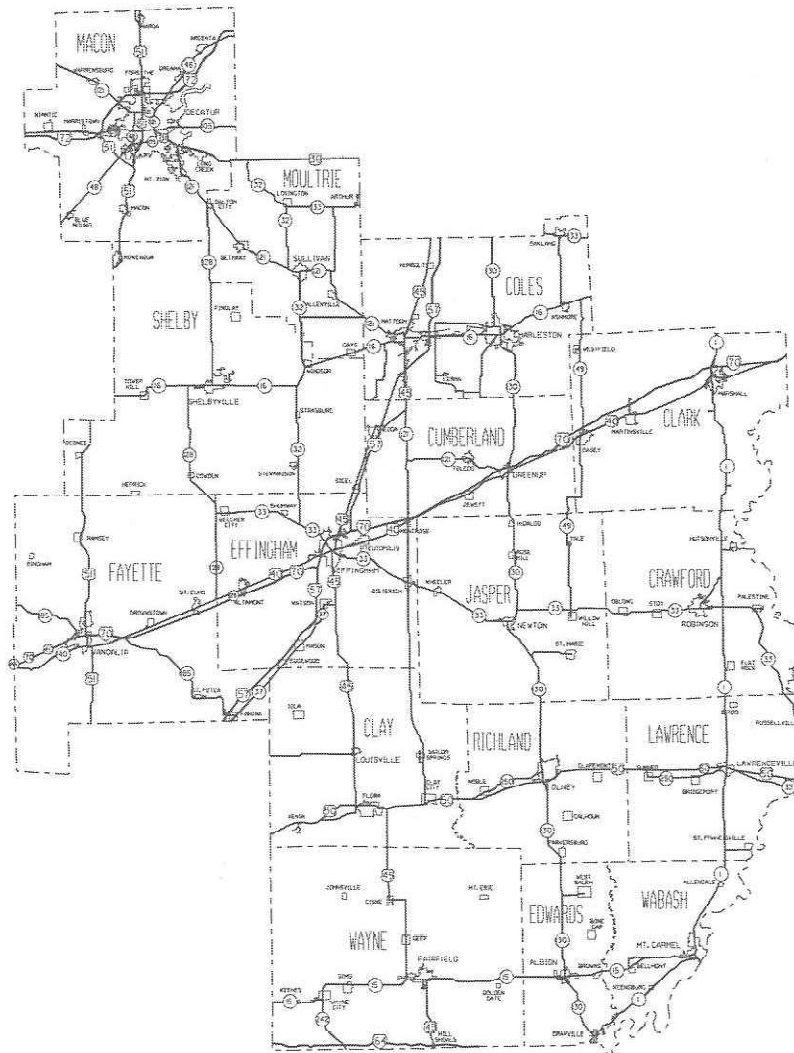
FOR INDEX OF SHEETS, SEE SHEET NO. 2

PROPOSED HIGHWAY PLANS

VARIOUS ROUTES SECTION D7 GUARDRAIL 2025-1

GUARDRAIL REPAIRS VARIOUS COUNTIES

C-97-096-24



FULL SIZE PLANS HAVE BEEN PREPARED USING STANDARD ENGINEERING SCALES. REDUCED SIZED PLANS WILL NOT CONFORM TO STANDARD SCALES. IN MAKING MEASUREMENTS ON REDUCED PLANS, THE ABOVE SCALES MAY BE USED.

J.U.L.I.E.
JOINT UTILITY LOCATION INFORMATION FOR EXCAVATION
1-800-892-0123
OR 811

PROJECT ENGINEER: BRIAN LEWIS
PROJECT MANAGER: ANDREW NIEMERG

CONTRACT NO. 74D22

STATE OF ILLINOIS
DEPARTMENT OF TRANSPORTATION

SUBMITTED *October 23* 20 *24*
Judy P. Myrka
REGIONAL ENGINEER

December 6, 2024
Eric A. Elk
ENGINEER OF DESIGN AND ENVIRONMENT

December 6, 2024
James J. ...
DIRECTOR OF HIGHWAYS PROJECT IMPLEMENTATION

PRINTED BY THE AUTHORITY
OF THE STATE OF ILLINOIS

GENERAL NOTES

THIS PROJECT IS LOCATED ON VARIOUS ROUTES IN SIXTEEN COUNTIES ALL LOCATED WITHIN DISTRICT 7. THE WORK INCLUDED IN THIS SECTION CONSISTS OF VARIOUS TYPES OF GUARDRAIL REPAIR AND ALL OTHER WORK NECESSARY TO COMPLETE THIS SECTION.

THIS PROJECT INCLUDES REPAIRS OF EXISTING DAMAGE AT KNOWN LOCATIONS AND REPAIRS OF FUTURE DAMAGE ON AN ON-CALL BASIS.

REMOVED GUARDRAIL THAT IS NOT REPLACED ON THE SAME DAY SHALL BE DELINEATED WITH LIGHTED BARRICADES. NO LOCATIONS SHALL BE LEFT WITHOUT EITHER LIGHTED BARRICADES OR RESTORED GUARDRAIL AT ANY TIME.

THE LIMITS OF THE DAMAGED GUARDRAIL WILL BE MARKED WITH PAINT. THE REPLACEMENT PARTS AND THE QUANTITIES INDICATED ARE WITHIN THESE LIMITS AS MARKED.

THE CONTRACTOR IS ADVISED THAT THE GUARDRAIL PAY ITEMS INCLUDED IN THE PLANS MAY BE USED TO REPLACE/REPAIR SPBGR AND TRAFFIC BARRIER TERMINALS FOR THE MIDWEST GUARDRAIL SYSTEM AS SHOWN IN THE HIGHWAY STANDARDS AS WELL AS SPBGR AND TRAFFIC BARRIER TERMINALS INSTALLED PRIOR TO JAN. 1, 2007. NO ADDITIONAL COMPENSATION WILL BE ALLOWED FOR UTILIZING THE CURRENT MIDWEST GUARDRAIL SYSTEM STANDARD.

INDEX OF SHEETS

<u>SHEET NO.</u>	<u>ITEM</u>
1	COVER SHEET
2	INDEX OF SHEETS, GENERAL NOTES & LIST OF STANDARDS
3	SUMMARY OF QUANTITIES
4	SAND BARREL DETAILS

THE FOLLOWING STANDARDS ARE A PART OF THESE PLANS AND ARE INCLUDED FOLLOWING THE LAST NUMBERED SHEET OF THE PLANS.

<u>STD. NO.</u>	<u>DESCRIPTION</u>
630001-13	STEEL PLATE BEAM GUARDRAIL
631011-10	TRAFFIC BARRIER TERMINAL, TYPE 2
631031-18	TRAFFIC BARRIER TERMINAL, TYPE 6
631033-09	TRAFFIC BARRIER TERMINAL, TYPE 6B
636001-02	CABLE ROAD GUARD SINGLE STRAND
643001-03	SAND MODULE IMPACT ATTENUATORS
665001-02	WOVEN WIRE FENCE
701001-02	OFF-ROAD OPERATIONS, 2L, 2W, MORE THAN 15' AWAY
701006-05	OFF-ROAD OPERATIONS, 2L, 2W, 15' TO 24" FROM PAVEMENT EDGE
701101-05	OFF-ROAD OPERATIONS, MULTILANE, 15' TO 24" FROM PAVEMENT EDGE
701106-02	OFF-ROAD OPERATIONS, MULTILANE, MORE THAN 15' AWAY
701201-05	LANE CLOSURE, 2L, 2W, DAY ONLY, FOR SPEEDS >= 45 MPH
701301-04	LANE CLOSURE, 2L, 2W, SHORT TIME OPERATIONS
701426-09	LANE CLOSURE, FREEWAY/EXPRESSWAY, DAY OPERATIONS ONLY
701501-06	URBAN LANE CLOSURE, 2L, 2W, UNDIVIDED
701601-09	URBAN LANE CLOSURE, MULTILANE, 1W OR 2W, WITH NONTRAVERSABLE MEDIAN
701901-10	TRAFFIC CONTROL DEVICES
725001-01	OBJECT AND TERMINAL MARKERS
782006-01	GUARDRAIL AND BARRIER WALL REFLECTOR MOUNTING DETAILS
000001-08	STANDARD SYMBOLS, ABBREVIATIONS AND PATTERNS
001006	DECIMAL OF AN INCH AND OF A FOOT
630301-09	SHOULDER WIDENING FOR TYPE 1 (SPECIAL) GUARDRAIL TERMINALS
631026-06	TRAFFIC BARRIER TERMINAL, TYPE 5

REV - MS

MODEL: GenNote (Sheet)
FILE NAME: c:\pw\work\paw\andrew.niemerg@illinois.gov\1010883\174D22-sh1-GenNote.dgn

USER NAME = andrew.niemerg DESIGNED - DRAWN - CHECKED - PLOT DATE = 9/5/2024	REVISED - REVISED - REVISED - DATE -	STATE OF ILLINOIS DEPARTMENT OF TRANSPORTATION	INDEX OF SHEETS, GENERAL NOTES, AND LIST OF STANDARDS	F.A. RTE.	SECTION D7 GUARDRAIL 2025-1	COUNTY VARIOUS	TOTAL SHEETS 4	SHEET NO. 2
				SCALE: SHEET 1 OF 1 SHEETS STA. TO STA.		ILLINOIS FED. AID PROJECT CONTRACT NO. 74D22		

100% MCHD 100% STATE

100% MCHD 100% STATE

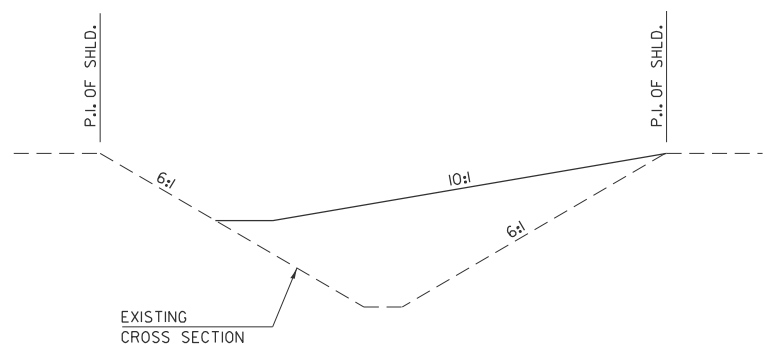
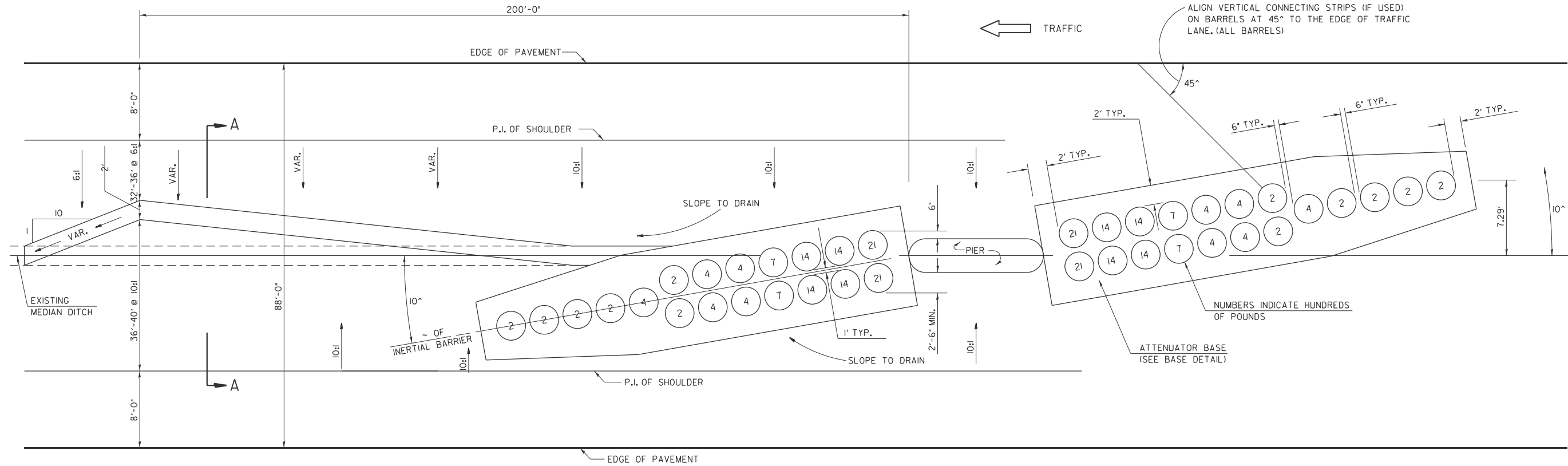
SUMMARY OF QUANTITIES				CONSTRUCTION CODE	
				MCHD SAFETY	CONT. MAINT. SAFETY
CODE NO.	ITEM	UNIT	TOTAL QUANTITY	0021 NONE	0021 NONE
63100045	TRAFFIC BARRIER TERMINAL, TYPE 2	EACH	2	1	1
63100070	TRAFFIC BARRIER TERMINAL, TYPE 5	EACH	2	1	1
63100085	TRAFFIC BARRIER TERMINAL, TYPE 6	EACH	2	1	1
63100167	TRAFFIC BARRIER TERMINAL, TYPE 1 (SPECIAL) TANGENT	EACH	40	30	10
63100169	TRAFFIC BARRIER TERMINAL, TYPE 1 (SPECIAL) FLARED	EACH	3	2	1
63600105	CABLE ROAD GUARD, SINGLE STRAND	FOOT	70	50	20
66500105	WOVEN WIRE FENCE, 4'	FOOT	150	100	50
67100100	MOBILIZATION	L SUM	1	0.5	0.5
72501000	TERMINAL MARKER - DIRECT APPLIED	EACH	40	30	10
78200005	GUARDRAIL REFLECTORS, TYPE A	EACH	150	100	50
X6300210	GUARDRAIL BLOCKS	EACH	1000	700	300
X6300215	RAIL ELEMENT PLATES	EACH	350	250	100
X6300217	RAIL ELEMENT PLATES (RADIUS)	EACH	11	8	3
X6300220	EXTRUDER HEAD	EACH	2	1	1

SUMMARY OF QUANTITIES				CONSTRUCTION CODE	
				MCHD SAFETY	CONT. MAINT. SAFETY
CODE NO.	ITEM	UNIT	TOTAL QUANTITY	0021 NONE	0021 NONE
X6300225	SINGLE END SECTION	EACH	2	1	1
X6300231	STEEL POST, ATTACHED TO STRUCTURES	EACH	6	4	2
X6300236	STEEL POSTS 6'	EACH	750	550	200
X6300239	STEEL POSTS 9'	EACH	60	40	20
X6310302	REPAIR TRAFFIC BARRIER TERMINAL, TYPE 1 SPECIAL (TANGENT)	EACH	3	2	1
X6310304	REPAIR TRAFFIC BARRIER TERMINAL, TYPE 1 SPECIAL (FLARED)	EACH	2	1	1
X6310306	REPAIR TRAFFIC BARRIER TERMINAL TYPE 1 SPECIAL - POST	EACH	3	2	1
X6310310	REPAIR TRAFFIC BARRIER TERMINAL TYPE 1 SPECIAL - RAIL ELEMENT PLATE	EACH	2	1	1
X6310316	REPAIR TRAFFIC BARRIER TERMINAL, TYPE 2	EACH	3	2	1
X6310330	REPAIR TRAFFIC BARRIER TERMINAL, TYPE 6	EACH	3	2	1
X6310334	REPAIR TRAFFIC BARRIER TERMINAL, TYPE 6B	EACH	2	1	1
X6431220	REMOVE AND REPLACE IMPACT ATTENUATOR SAND MODULE	EACH	40	30	10
Z0008760	EMERGENCY WORK CALL OUT	EACH	2	1	1

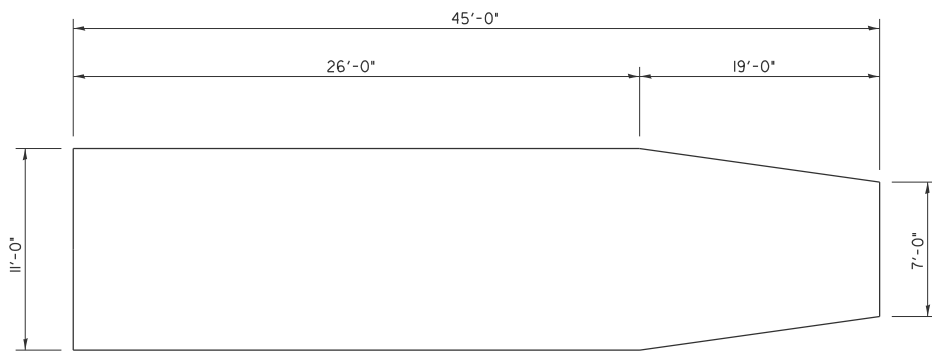
MODEL: SQO [Sheet]
FILE NAME: c:\p\work\pavilion\andrew.niemerg@illinois.gov\d1010883\D774D22-sh1-SQO.dgn

REV - MS

USER NAME = andrew.niemerg	DESIGNED -	REVISED -	STATE OF ILLINOIS DEPARTMENT OF TRANSPORTATION	SUMMARY OF QUANTITIES			F.A.P. RTE.	SECTION	COUNTY	TOTAL SHEETS	SHEET NO.
	DRAWN -	REVISED -		VAR	D7 GUARDRAIL 2025-1	VARIOUS	4	3			
	CHECKED -	REVISED -		CONTRACT NO. 74D22							
PLOT DATE = 9/17/2024	DATE -	REVISED -		SCALE:	SHEET 1	OF 1	SHEETS	STA.	TO STA.	ILLINOIS FED. AID PROJECT	



SECTION A-A
GRADING AND SHAPING DETAIL



BASE DETAIL

GENERAL NOTES

1. ALL 10:1 SLOPES SHOWN ON THIS DETAIL SHALL BE CONSTRUCTED 10:1 OR FLATTER.
2. THE SLOPES AS SHOWN ON THIS DETAIL SHALL APPLY TO BOTH ENDS OF THE BRIDGE PIERS.
3. THE LENGTH X WIDTH OF MODULE LAYOUT IS 41.0' x 7.0': 19 MODULES - 14,400 LBS.
4. IN AREAS OF 10:1 SLOPES PRECEDING THE ATTENUATOR IN THE MEDIAN INSTALLATION, FOUR OR MORE WOOD POSTS SHALL BE PLACED AT 5' INTERVALS IN THE MEDIAN ~. SEE SPECIAL PROVISIONS AND SCHEDULES.

NOTE:
This sheet applies ONLY when making partial repair of an existing sand barrel array that was installed according to this drawing. Use Standard 643001 for a complete replacement.

NOT TO SCALE
Note: All dimensions are in INCHES (millimeters) unless otherwise shown.

MODEL: Detail Sheet [Sheet]
FILE NAME: c:\p\work\pav\andrew.niemerg@illinois.gov\1010883\174D22-sh+Detail.dgn

USER NAME = andrew.niemerg	DESIGNED -	REVISED -
	DRAWN -	REVISED -
	CHECKED -	REVISED -
PLOT DATE = 9/17/2024	DATE -	REVISED -

STATE OF ILLINOIS
DEPARTMENT OF TRANSPORTATION

EXISTING SAND BARREL DETAIL

SCALE: SHEET 1 OF 1 SHEETS STA. TO STA.

F.A. RTE.	SECTION	COUNTY	TOTAL SHEETS	SHEET NO.
VAR	D7 GUARDRAIL 2025-1	VARIOUS	4	4
CONTRACT NO. 74D22				
ILLINOIS FED. AID PROJECT				