

97

Letting January 17, 2025

Notice to Bidders, Specifications and Proposal



**Contract No. 61L07
COOK County
Section 23-00080-00-RS (Elk Grove Village)
Route FAU 1346 (DeVon Avenue)
Project K7DI-517 ()
District 1 Construction Funds**

Prepared by

Checked by

F

(Printed by authority of the State of Illinois)



- 1. TIME AND PLACE OF OPENING BIDS.** Electronic bids are to be submitted to the electronic bidding system (iCX-Integrated Contractors Exchange). All bids must be submitted to the iCX system prior to 12:00 p.m. January 17, 2025 at which time the bids will be publicly opened from the iCX SecureVault.
- 2. DESCRIPTION OF WORK.** The proposed improvement is identified and advertised for bids in the Invitation for Bids as:

**Contract No. 61L07
COOK County
Section 23-00080-00-RS (Elk Grove Village)
Project K7DI-517 ()
Route FAU 1346 (DeVon Avenue)
District 1 Construction Funds**

- 3. INSTRUCTIONS TO BIDDERS.** (a) This Notice, the invitation for bids, proposal and letter of award shall, together with all other documents in accordance with Article 101.09 of the Standard Specifications for Road and Bridge Construction, become part of the contract. Bidders are cautioned to read and examine carefully all documents, to make all required inspections, and to inquire or seek explanation of the same prior to submission of a bid.

(b) State law, and, if the work is to be paid wholly or in part with Federal-aid funds, Federal law requires the bidder to make various certifications as a part of the proposal and contract. By execution and submission of the proposal, the bidder makes the certification contained therein. A false or fraudulent certification shall, in addition to all other remedies provided by law, be a breach of contract and may result in termination of the contract.
- 4. AWARD CRITERIA AND REJECTION OF BIDS.** This contract will be awarded to the lowest responsive and responsible bidder considering conformity with the terms and conditions established by the Department in the rules, Invitation for Bids and contract documents. The issuance of plans and proposal forms for bidding based upon a prequalification rating shall not be the sole determinant of responsibility. The Department reserves the right to determine responsibility at the time of award, to reject any or all proposals, to re-advertise the proposed improvement, and to waive technicalities.

By Order of the
Illinois Department of Transportation

Omer Osman,
Secretary

CONTRACT 61L07

**INDEX
FOR
SUPPLEMENTAL SPECIFICATIONS
AND RECURRING SPECIAL PROVISIONS**

Adopted January 1, 2025

This index contains a listing of SUPPLEMENTAL SPECIFICATIONS, frequently used RECURRING SPECIAL PROVISIONS, and LOCAL ROADS AND STREETS RECURRING SPECIAL PROVISIONS.

ERRATA Standard Specifications for Road and Bridge Construction (Adopted 1-1-22) (Revised 1-1-25)

SUPPLEMENTAL SPECIFICATIONS

<u>Std. Spec. Sec.</u>		<u>Page No.</u>
202	Earth and Rock Excavation	1
204	Borrow and Furnished Excavation.....	2
207	Porous Granular Embankment	3
211	Topsoil and Compost	4
406	Hot-Mix Asphalt Binder and Surface Course	5
407	Hot-Mix Asphalt Pavement (Full-Depth)	7
420	Portland Cement Concrete Pavement	8
502	Excavation for Structures	9
509	Metal Railings	10
540	Box Culverts	11
542	Pipe Culverts	31
550	Storm Sewers	40
586	Granular Backfill for Structures	47
630	Steel Plate Beam Guardrail	48
632	Guardrail and Cable Road Guard Removal	49
644	High Tension Cable Median Barrier	50
665	Woven Wire Fence	51
701	Work Zone Traffic Control and Protection	52
781	Raised Reflective Pavement Markers	54
782	Reflectors	55
801	Electrical Requirements	57
821	Roadway Luminaires	60
1003	Fine Aggregates	61
1004	Coarse Aggregates	62
1010	Finely Divided Minerals	63
1020	Portland Cement Concrete	64
1030	Hot-Mix Asphalt	67
1040	Drain Pipe, Tile, and Wall Drain	68
1061	Waterproofing Membrane System	69
1067	Luminaire	70
1097	Reflectors	77
1102	Hot-Mix Asphalt Equipment	78

RECURRING SPECIAL PROVISIONS

The following RECURRING SPECIAL PROVISIONS indicated by an "X" are applicable to this contract and are included by reference:

<u>CHECK SHEET #</u>		<u>PAGE NO.</u>
1	<input checked="" type="checkbox"/> Additional State Requirements for Federal-Aid Construction Contracts	79
2	<input checked="" type="checkbox"/> Subletting of Contracts (Federal-Aid Contracts)	82
3	<input checked="" type="checkbox"/> EEO	83
4	<input type="checkbox"/> Specific EEO Responsibilities Non Federal-Aid Contracts	93
5	<input type="checkbox"/> Required Provisions - State Contracts	98
6	<input type="checkbox"/> Asbestos Bearing Pad Removal	104
7	<input type="checkbox"/> Asbestos Waterproofing Membrane and Asbestos HMA Surface Removal	105
8	<input type="checkbox"/> Temporary Stream Crossings and In-Stream Work Pads	106
9	<input checked="" type="checkbox"/> Construction Layout Stakes	107
10	<input type="checkbox"/> Use of Geotextile Fabric for Railroad Crossing	110
11	<input type="checkbox"/> Subsealing of Concrete Pavements	112
12	<input type="checkbox"/> Hot-Mix Asphalt Surface Correction	116
13	<input type="checkbox"/> Pavement and Shoulder Resurfacing	118
14	<input type="checkbox"/> Patching with Hot-Mix Asphalt Overlay Removal	119
15	<input type="checkbox"/> Polymer Concrete	121
16	Reserved	123
17	<input type="checkbox"/> Bicycle Racks	124
18	<input type="checkbox"/> Temporary Portable Bridge Traffic Signals	126
19	<input type="checkbox"/> Nighttime Inspection of Roadway Lighting	128
20	<input type="checkbox"/> English Substitution of Metric Bolts	129
21	<input type="checkbox"/> Calcium Chloride Accelerator for Portland Cement Concrete	130
22	<input type="checkbox"/> Quality Control of Concrete Mixtures at the Plant	131
23	<input checked="" type="checkbox"/> Quality Control/Quality Assurance of Concrete Mixtures	139
24	Reserved	155
25	Reserved	156
26	<input type="checkbox"/> Temporary Raised Pavement Markers	157
27	<input type="checkbox"/> Restoring Bridge Approach Pavements Using High-Density Foam	158
28	<input type="checkbox"/> Portland Cement Concrete Inlay or Overlay	161
29	<input type="checkbox"/> Portland Cement Concrete Partial Depth Hot-Mix Asphalt Patching	165
30	<input type="checkbox"/> Longitudinal Joint and Crack Patching	168
31	<input type="checkbox"/> Concrete Mix Design – Department Provided	170
32	<input type="checkbox"/> Station Numbers in Pavements or Overlays	171

LOCAL ROADS AND STREETS RECURRING SPECIAL PROVISIONS

Table of Contents

<u>CHECK SHEET #</u>		<u>PAGE NO.</u>
LRS 1	Reserved	173
LRS 2	<input type="checkbox"/> Furnished Excavation	174
LRS 3	<input checked="" type="checkbox"/> Work Zone Traffic Control Surveillance	175
LRS 4	<input type="checkbox"/> Flaggers in Work Zones	176
LRS 5	<input type="checkbox"/> Contract Claims	177
LRS 6	<input type="checkbox"/> Bidding Requirements and Conditions for Contract Proposals	178
LRS 7	<input type="checkbox"/> Bidding Requirements and Conditions for Material Proposals	184
LRS 8	Reserved	190
LRS 9	<input type="checkbox"/> Bituminous Surface Treatments	191
LRS 10	Reserved	195
LRS 11	<input type="checkbox"/> Employment Practices	196
LRS 12	<input type="checkbox"/> Wages of Employees on Public Works	198
LRS 13	<input type="checkbox"/> Selection of Labor	200
LRS 14	<input type="checkbox"/> Paving Brick and Concrete Paver Pavements and Sidewalks	201
LRS 15	<input type="checkbox"/> Partial Payments	204
LRS 16	<input type="checkbox"/> Protests on Local Lettings	205
LRS 17	<input type="checkbox"/> Substance Abuse Prevention Program	206
LRS 18	<input type="checkbox"/> Multigrade Cold Mix Asphalt	207
LRS 19	<input type="checkbox"/> Reflective Crack Control Treatment	208

**SPECIAL PROVISIONS
TABLE OF CONTENTS**

PART 1- GENERAL SPECIAL PROVISIONS 1

LOCATION OF PROJECT..... 1

DESCRIPTION OF PROJECT..... 1

REMOVAL OF REGULATED SUBSTANCES..... 1

PERMIT AND BONDS 3

MAINTENANCE OF ACCESS TO RESIDENCES, BUSINESSES, AND SCHOOLS 4

PRESERVATION OF TREES AND LANDSCAPING..... 4

SITE OBJECTS 4

MATERIAL TESTING AND INSPECTION (EGV)..... 5

BUSINESS LICENSE (EGV) 5

MAINTENANCE OF THE CONSTRUCTION SITE (EGV) 5

USE OF VILLAGE WATER (EGV) 5

PROTECTION OF EXISTING INFRASTRUCTURE (EGV) 5

PROTECTION OF EXISTING DRAINAGE FACILITIES DURING CONSTRUCTION (EGV) 6

COMPLETION DATE PLUS WORKING DAYS..... 7

CONCRETE WASHOUT FACILITY 7

SAW CUTTING..... 8

SPECIAL PROVISION FOR TRAFFIC SIGNAL WORK GENERAL (CCDOH) 8

SPECIAL PROVISION FOR DETECTOR LOOP (CCDOH) 21

SPECIAL PROVISION FOR CONDUIT (CCDOH) 23

SPECIAL PROVISION FOR COILABLE NON-METALLIC CONDUIT (CCDOH) 24

SPECIAL PROVISION FOR ELECTRIC CABLE (CCDOH) 25

SPECIAL PROVISION FOR GROUNDING OF TRAFFIC SIGNAL SYSTEMS AND GROUNDING CABLE
(CCDOH)..... 25

SPECIAL PROVISION FOR REBUILD EXISTING HANDHOLE, REBUILD EXISTING HEAVY DUTY HANDHOLE,
REBUILD EXISTING DOUBLE HANDHOLE (CCDOH) 27

SPECIAL PROVISION FOR CONCRETE FOUNDATION (CCDOH)..... 28

SPECIAL PROVISION FOR REMOVE EXISTING TRAFFIC SIGNAL EQUIPMENT (CCDOH)..... 28

SPECIAL PROVISION FOR MAINTENANCE OF EXISTING TRAFFIC SIGNAL INSTALLATION (CCDOH)..... 29

SPECIAL PROVISION FOR TEMPORARY TRAFFIC SIGNAL TIMING (CCDOH)..... 33

DEVON AVENUE AND TONNE ROAD/WOOD DALE ROAD INTERSECTION RESURFACING
SECTION NO. 23-00080-00-RS
VILLAGE OF ELK GROVE VILLAGE

SPECIAL PROVISION FOR MODIFY EXISTING CONTROLLER CABINET (CCDOH)	34
SPECIAL PROVISION FOR ACCESSIBLE PEDESTRIAN SIGNALS (CCDOH)	34
STATUS OF UTILITIES (D1).....	36
PUBLIC CONVENIENCE AND SAFETY (D1)	40
MAINTENANCE OF ROADWAYS (D1)	40
KEEPING ARTERIAL ROADWAYS OPEN TO TRAFFIC (LANE CLOSURES ONLY).....	41
AVAILABLE REPORTS (D1 LR)	41
HOT-MIX ASPHALT BINDER AND SURFACE COURSE (D1).....	42
ADJUSTMENTS AND RECONSTRUCTIONS (D1)	48
DRAINAGE AND INLET PROTECTION UNDER TRAFFIC (D1)	49
CURB OR COMBINATION CURB AND GUTTER REMOVAL AND REPLACEMENT (D1)	50
TRAFFIC CONTROL PLAN (D1).....	52
FRICTION AGGREGATE (D1).....	53
HOT MIX ASPHALT – MIXTURE DESIGN VERIFICATION AND PRODUCTION (D1)	56
UNDERGROUND RACEWAYS	57
PART 2- PAY ITEM SPECIAL PROVISIONS	58
25200200 SUPPLEMENTAL WATERING	58
70107025 CHANGEABLE MESSAGE SIGN	59
X1400235/X8140115 DOUBLE HANDHOLE/HANDHOLE TO BE ADJUSTED	59
X140389 PEDESTRIAN SIGNAL POST (CCDOH)	60
X2130010 EXPLORATION TRENCH (SPECIAL).....	61
X4240800 DETECTABLE WARNINGS (SPECIAL) (CCDOH).....	61
X4240430 PORTLAND CEMENT CONCRETE SIDEWALK, 5 INCH (SPECIAL)	62
X4401198 HOT-MIX ASPHALT SURFACE REMOVAL, VARIABLE DEPTH	63
60251740, 60254340, 60265900, X6025300, X6025600, X6026050, X6026200, X6026624 DRAINAGE AND UTILITY STRUCTURES TO BE ADJUSTED OR RECONSTRUCTED.....	63
X6026050 SANITARY MANHOLES TO BE ADJUSTED (SPECIAL).....	64
X7810301 RECESSED REFLECTIVE PAVEMENT MARKER (HMA) (CCDOH)	64
X8130130 JUNCTION BOX TO BE ADJUSTED	66
Z0018905 DRILL AND GROUT BARS.....	66
Z0030850 TEMPORARY INFORMATION SIGNING.....	67
LOCAL ROADS SPECIAL PROVISION FOR INSURANCE (LR107-4)	68
LOCAL ROADS SPECIAL PROVISION FOR LOCAL QC/QA (LR1030-2).....	69

DEVON AVENUE AND TONNE ROAD/WOOD DALE ROAD INTERSECTION RESURFACING
SECTION NO. 23-00080-00-RS
VILLAGE OF ELK GROVE VILLAGE

COOK COUNTY DOTH - POLICIES AND PERMIT (PERMIT TO BE INSERTED)..... 71
LPC-663 UNCONTAMINATED SOIL CERTIFICATION..... 83
FAA DETERMINATION OF NO HAZARD..... 85

BDE SPECIAL PROVISIONS

The following special provisions indicated by an "X" are applicable to this contract. An * indicates a new or revised special provision for the letting.

<u>File Name</u>	<u>Pg.</u>	<u>Special Provision Title</u>	<u>Effective</u>	<u>Revised</u>
80099		<input type="checkbox"/> Accessible Pedestrian Signals (APS)	April 1, 2003	Jan. 1, 2022
80274	91	<input checked="" type="checkbox"/> Aggregate Subgrade Improvement	April 1, 2012	April 1, 2022
80192		<input type="checkbox"/> Automated Flagger Assistance Device	Jan. 1, 2008	April 1, 2023
80173	94	<input checked="" type="checkbox"/> Bituminous Materials Cost Adjustments	Nov. 2, 2006	Aug. 1, 2017
80426		<input type="checkbox"/> Bituminous Surface Treatment with Fog Seal	Jan. 1, 2020	Jan. 1, 2022
80241		<input type="checkbox"/> Bridge Demolition Debris	July 1, 2009	
50531		<input type="checkbox"/> Building Removal	Sept. 1, 1990	Aug. 1, 2022
50261		<input type="checkbox"/> Building Removal with Asbestos Abatement	Sept. 1, 1990	Aug. 1, 2022
* 80460	96	<input checked="" type="checkbox"/> Cement, Finely Divided Minerals, Admixtures, Concrete, and Mortar	Jan. 1, 2025	
80384	107	<input checked="" type="checkbox"/> Compensable Delay Costs	June 2, 2017	April 1, 2019
80198		<input type="checkbox"/> Completion Date (via calendar days)	April 1, 2008	
80199		<input type="checkbox"/> Completion Date (via calendar days) Plus Working Days	April 1, 2008	
* 80461		<input type="checkbox"/> Concrete Barrier	Jan. 1, 2025	
80453		<input type="checkbox"/> Concrete Sealer	Nov. 1, 2023	
* 80261	111	<input checked="" type="checkbox"/> Construction Air Quality – Diesel Retrofit	June 1, 2010	Jan. 1, 2025
* 80029	113	<input checked="" type="checkbox"/> Disadvantaged Business Enterprise Participation	Sept. 1, 2000	Jan. 2, 2025
80229		<input type="checkbox"/> Fuel Cost Adjustment	April 1, 2009	Aug. 1, 2017
80452		<input type="checkbox"/> Full Lane Sealant Waterproofing System	Nov. 1, 2023	
80447		<input type="checkbox"/> Grading and Shaping Ditches	Jan 1, 2023	
80433		<input type="checkbox"/> Green Preformed Thermoplastic Pavement Markings	Jan. 1, 2021	Jan. 1, 2022
* 80456		<input type="checkbox"/> Hot-Mix Asphalt	Jan. 1, 2024	Jan. 1, 2025
80446	116	<input checked="" type="checkbox"/> Hot-Mix Asphalt – Longitudinal Joint Sealant	Nov. 1, 2022	Aug. 1, 2023
80438		<input type="checkbox"/> Illinois Works Apprenticeship Initiative – State Funded Contracts	June 2, 2021	April 2, 2024
80450		<input type="checkbox"/> Mechanically Stabilized Earth Retaining Walls	Aug. 1, 2023	
80441	118	<input checked="" type="checkbox"/> Performance Graded Asphalt Binder	Jan 1, 2023	
80459		<input type="checkbox"/> Preformed Plastic Pavement Marking	June 2, 2024	
34261		<input type="checkbox"/> Railroad Protective Liability Insurance	Dec. 1, 1986	Jan. 1, 2022
80455	123	<input checked="" type="checkbox"/> Removal and Disposal of Regulated Substances	Jan. 1, 2024	April 1, 2024
80445	125	<input checked="" type="checkbox"/> Seeding	Nov. 1, 2022	
80457	131	<input checked="" type="checkbox"/> Short Term and Temporary Pavement Markings	April 1, 2024	April 2, 2024
* 80462		<input type="checkbox"/> Sign Panels and Appurtenances	Jan. 1, 2025	
80448	135	<input checked="" type="checkbox"/> Source of Supply and Quality Requirements	Jan. 2, 2023	
80340		<input type="checkbox"/> Speed Display Trailer	April 2, 2014	Jan. 1, 2022
80127		<input type="checkbox"/> Steel Cost Adjustment	April 2, 2004	Jan. 1, 2022
80397	136	<input checked="" type="checkbox"/> Subcontractor and DBE Payment Reporting	April 2, 2018	
80391	137	<input checked="" type="checkbox"/> Subcontractor Mobilization Payments	Nov. 2, 2017	April 1, 2019
* 80463	138	<input checked="" type="checkbox"/> Submission of Bidders List Information	Jan. 2, 2025	
80437	139	<input checked="" type="checkbox"/> Submission of Payroll Records	April 1, 2021	Nov. 2, 2023
80435	141	<input checked="" type="checkbox"/> Surface Testing of Pavements – IRI	Jan. 1, 2021	Jan. 1, 2023
20338		<input type="checkbox"/> Training Special Provisions	Oct. 15, 1975	Sept. 2, 2021
80429		<input type="checkbox"/> Ultra-Thin Bonded Wearing Course	April 1, 2020	Jan. 1, 2022
80439	147	<input checked="" type="checkbox"/> Vehicle and Equipment Warning Lights	Nov. 1, 2021	Nov. 1, 2022
80458		<input type="checkbox"/> Waterproofing Membrane System	Aug. 1, 2024	
* 80302	148	<input checked="" type="checkbox"/> Weekly DBE Trucking Reports	June 2, 2012	Jan. 2, 2025
80454		<input type="checkbox"/> Wood Sign Support	Nov. 1, 2023	
* 80427	149	<input checked="" type="checkbox"/> Work Zone Traffic Control Devices	Mar. 2, 2020	Jan. 1, 2025
80071		<input type="checkbox"/> Working Days	Jan. 1, 2002	

PART 1- GENERAL SPECIAL PROVISIONS

The following Special Provisions supplement the “Standard Specifications for Road and Bridge Construction”, adopted January 1, 2022 (hereinafter referred to as the "Standard Specifications"); the latest edition of the “Manual on Uniform Traffic Control Devices for Streets and Highways”; the “Manual of Test Procedures for Materials” in effect on the date of invitation for bids; the “Water & Sewer Main Construction in Illinois” 2014 Seventh Edition; and the “Supplemental Specifications and Recurring Special Provisions”, adopted January 1, 2025, indicated on the Check Sheet included herein; all of which apply to and govern the construction of the Local Improvement, and in case of conflict with any part or parts of said Specifications, the said Special Provisions shall take precedence and shall govern.

LOCATION OF PROJECT

This project is located along Devon Avenue between Bristol Lane and west of Arthur Avenue, and along Tonne Road between Devon Avenue and approximately 105 feet north of Center Street in the Village of Elk Grove Village, Cook and DuPage Counties, Illinois. The project includes Devon Avenue and Tonne Road only, and does not include resurfacing Wood Dale Road. The gross length of the project is 2,382 feet (0.451 mile) and the net length of the project is also 2,382 feet (0.451 mile).

DESCRIPTION OF PROJECT

This work consists of hot-mix asphalt surface and binder course removal, pavement patching, hot-mix asphalt binder course, hot-mix asphalt surface course, combination concrete curb and gutter removal and replacement, sidewalk removal and replacement, new pedestrian signal heads with countdown timers, Accessible Pedestrian Signal (APS) and ADA improvements, structure adjustments, pavement markings along with all incidental and collateral work to complete the project as shown on the plans and described herein.

REMOVAL OF REGULATED SUBSTANCES

Description: This work shall consist of the removal and disposal of regulated substances according to Section 669 of the Standard Specifications as revised below.

Contract Specific Sites: The excavated soil and groundwater within the areas listed below shall be managed as either “uncontaminated soil”, hazardous waste, special waste or non-special waste. For stationing, the lateral distance is measured from centerline and the farthest distance is the offset distance or construction limit, whichever is less.

Soil Disposal Analysis: When the waste material requires sampling for landfill disposal acceptance, the Contractor shall secure a written list of the specific analytical parameters and analytical methods required by the landfill. The Contractor shall collect and analyze the required number of samples for the parameters required by the landfill using the appropriate analytical procedures. A copy of the required parameters and analytical methods (from landfill email or on landfill letterhead) shall be provided as Attachment 4A of the BDE 2733 (Regulated Substances Final Construction Report). The price shall include all sampling materials and effort necessary for collection and management of the samples, including transportation of samples from the job site to the laboratory. The Contractor shall be responsible for determining the specific disposal facilities to be utilized; and collect and analyze any samples required for disposal facility acceptance using a NELAP certified analytical laboratory registered with the State of Illinois.

DEVON AVENUE AND TONNE ROAD/WOOD DALE ROAD INTERSECTION RESURFACING
SECTION NO. 23-00080-00-RS
VILLAGE OF ELK GROVE VILLAGE

Site 1: Thorntons, 110 W. Devon Avenue, Elk Grove Village, Cook County

- Station 17+93 to Station 20+49 (CL Devon Avenue), 0' to 60' RT. All excavation planned for roadway patching, curb and gutter removal and replacement, sidewalk removal and replacement, restoration and pedestrian push button foundations. The Engineer has determined this material meets the criteria of and shall be managed in accordance with Article 669.05(b)(1). Contaminants of concern sampling parameters: pH.

Site 2: BP, 601 E. Devon Avenue, Elk Grove Village, Cook County

- Station 21+79 (CL Devon Avenue), 48' RT. All excavation planned for roadway patching, curb and gutter removal and replacement, sidewalk removal and replacement and restoration. The Engineer has determined this material meets the criteria of and shall be managed in accordance with Article 669.05(a)(3). Contaminants of concern sampling parameters: SVOCs.

Site 3: 601 to 701 E. Devon Avenue, Elk Grove Village, Cook County

- Station 24+69 to Station 29+65 (CL Devon Avenue), 0' to 52' RT. All excavation planned for roadway patching, curb and gutter removal and replacement, and sidewalk removal and replacement. The Engineer has determined this material meets the criteria of and shall be managed in accordance with Article 669.05(a)(1). Contaminants of concern sampling parameters: Metals, pH.

Site 4: R&V Mgt Landscaping & Construction; 620 E. Devon Avenue, Elk Grove Village, Cook County

- Station 23+72 (CL Devon Avenue), 35' LT. All excavation planned for roadway patching, curb and gutter removal and replacement, and sidewalk removal and replacement. The Engineer has determined this material meets the criteria of and shall be managed in accordance with Article 669.05(a)(2). Contaminants of concern sampling parameters: Metals.

Site 5: Quick Mart/Erin's Eatery; 600 E. Devon Avenue, Elk Grove Village, Cook County

- Station 100+90 to Station 104+80 (CL Tonne Road), 0' to 50' RT. All excavation planned for roadway patching, curb and gutter removal and replacement, sidewalk removal and replacement and restoration. The Engineer has determined this material meets the criteria of and shall be managed in accordance with Article 669.05(a)(1). Contaminants of concern sampling parameters: Metals.

Site 6: Oil Express, Tata's Pierogi, Subway, Peking Express, Spa Nails, Fatt Mustard Café; 556-598 E. Devon Avenue, Elk Grove Village, Cook County

- Station 19+80 to Station 20+75 (CL Devon Avenue), 0' to 70' LT; Station 100+00 to Station 104+80 (CL Tonne Road), 0' to 60' LT. All excavation planned for roadway patching, curb and gutter removal and replacement, sidewalk removal and replacement and restoration. The Engineer has determined this material meets the criteria of and shall be managed in accordance with Article 669.05(a)(1). Contaminants of concern sampling parameters: Metals.

Site 7: Cambria Sales and Distribution Center; 554-558 E. Devon Avenue, Elk Grove Village, Cook County

- Station 14+75 to Station 17+93 (CL Devon Avenue), full width. All excavation planned for roadway patching, curb and gutter removal and replacement, sidewalk removal and replacement and restoration. The Engineer has determined this material meets the criteria of and shall be managed in accordance with Article 669.05(a)(5). Contaminants of concern sampling parameters: Metals.

DEVON AVENUE AND TONNE ROAD/WOOD DALE ROAD INTERSECTION RESURFACING
SECTION NO. 23-00080-00-RS
VILLAGE OF ELK GROVE VILLAGE

Site 8: Elk Grove Village Public Works; 434 E. Devon Avenue, Elk Grove Village, Cook County

- Station 10+63 to Station 14+75 (CL Devon Avenue), full width. All excavation planned for roadway patching, curb and gutter removal and replacement, sidewalk removal and replacement and restoration. The Engineer has determined this material meets the criteria of and shall be managed in accordance with Article 669.05(a)(1). Contaminants of concern sampling parameters: Metals.

WORK ZONES

Three distinct OSHA HAZWOPER work zones (exclusion, decontamination, and support) shall apply to projects adjacent to or within sites with documented leaking underground storage tank (LUST) incidents, or sites under management in accordance with the requirements of the Site Remediation Program (SRP), Resource Conservation and Recovery Act (RCRA), or Comprehensive Environmental Response, Compensation and Liability Act (CERCLA), or as deemed necessary. For this project, the work zones apply for the following ISGS PESA Sites: **None**

PERMIT AND BONDS

The Contractor prior to the start of construction will obtain necessary State, County permits, or other public agencies as required to perform the work outlined under this contract. It shall be the Contractor's responsibility to conduct his/her operations in such a manner so as to comply with all provisions and conditions of the permits. The Contractor shall also provide all necessary bonds and certificates of insurance for work on or adjacent to any State or County highway or for work within their respective right-of-way. The cost of providing bonds and insurance, and complying with the provisions and conditions of the permits shall be considered as included in the cost of the contract.

Permits are required from the following agencies:

- Cook County Department of Transportation and Highways
- DuPage County Division of Transportation

The Village has submitted the plans to these agencies for the required permits; however those permits not included in the bid documents have not been received as of the date of these documents. No work that is covered by these permits shall begin until the required permits have been received. The Contractor shall be required to complete all forms requested by the permitting agencies.

Prior to starting work, the Contractor shall apply for a Highway Permit through the DuPage County Division of Transportation at the following location:

https://www.dupagecounty.gov/government/departments/transportation/doing_business/permits/

The Department reserves the right to not issue the Notice to Proceed until all permits have been received. There shall be no damages or additional compensation due to the Contractor for delays due to delay in obtaining the permits, and the Contractor's sole remedy, where applicable and approved by the Engineer, shall be an extension of time.

MAINTENANCE OF ACCESS TO RESIDENCES, BUSINESSES, AND SCHOOLS

This work shall be in accordance with Article 107.09 of the Standard Specifications, insofar as applicable, and the following provisions.

No work shall take place on both sides of the street at the same time without prior approval of the Village Engineer. Failure to follow this requirement will result in a "Traffic Control Deficiency" with penalties assessed in accordance with section 105.03 (b) of the Standard Specifications.

The Contractor shall contact a property owner at minimum of 48 hours prior to disruption of access and provide a Village-prepared notice to affected parties. Every effort shall be made by the Contractor to affirmatively notify these properties (i.e., knock on doors) again when access is about to be closed. The Contractor shall be responsible for maintaining barricades to restrict access during his/her operation.

The Contractor may close one access point to a property for a period not exceeding six (6) hours without prior approval by the Village only if another existing drive serves the loading and parking areas of the business. Half-width pours for concrete curb, driveway apron, and sidewalk may be necessary to meet this requirement.

The Village will notify schools of work on adjacent streets. The Contractor shall schedule work to avoid activity during peak drop-off and pick-up times. No compensation will be paid for any inconvenience, delay, or loss experienced by the Contractor because of adjustments to their normal schedule.

Temporary stone, or another method approved by the Village, shall be used to maintain access between removal and formwork, if the Contractor exceeds the calendar day limitation for any reason.

Maintenance of access will not be paid for separately but shall be included in the contract unit prices. The Contractor will be subject to the Special Provision for Failure to Complete the Work on Time for exceeding the maximum calendar days of disruption and/or closures stipulated herein.

PRESERVATION OF TREES AND LANDSCAPING

The Contractor will make every effort when working near trees and landscape beds to preserve them from harm. Tree branches will not be cut, pruned, or trimmed by the Contractor. All equipment, supplies, and excavated material will be kept out of the drip line of existing trees. When tree limbs, trunks or roots of trees are damaged, the Village will determine whether the tree can be repaired. Repairs may include, but are not limited to pruning of broken limbs, removal of loose bark, and proper shaping of wounds, thinning of crown to compensate for root loss, fertilization, straightening, and staking. The Village reserves the right to perform the repairs with municipal forces and will back charge the Contractor for such repairs. Landscape beds damaged by the Contractor shall be restored in kind as directed by the Village.

The cost of all materials required and all labor necessary to comply with the above Provisions will not be paid for separately, but shall be considered as included in the unit bid prices of the contract, and no additional compensation will be allowed.

SITE OBJECTS

Removal of miscellaneous improvements including, but not limited to, block retaining walls, concrete retaining walls, landscape timbers, landscape rocks, fences, fence posts, planters, vegetation, brick or brick paver walkways within the right of way limits shall be included in the contract. The Contractor shall

DEVON AVENUE AND TONNE ROAD/WOOD DALE ROAD INTERSECTION RESURFACING
SECTION NO. 23-00080-00-RS
VILLAGE OF ELK GROVE VILLAGE

contact the adjacent property owner to determine if such items shall be returned to the property owner or be disposed of properly. No additional compensation shall be allowed to the Contractor for this work.

MATERIAL TESTING AND INSPECTION (EGV)

EGV: January 2022

All materials incorporated into this project must be inspected and tested for compliance with the requirements of the IDOT Standard Specifications, Supplemental Specifications, Recurring Special Provisions, contract special provisions, and the IDOT Project Procedures Guide. The Village will retain a consultant to manage the Quality Assurance (QA) requirements for hot-mix asphalt (HMA) and portland cement concrete (PCC) items; QA plant, field, and lab tests; and reporting the results.

BUSINESS LICENSE (EGV)

EGV: January 2022

The Contractor and all Sub-contractors prior to the start of construction shall obtain a Village Business License, as required by the Village of Elk Grove Village. The cost to obtain a Village Business License shall be included in the cost of the bid items in the contract. For more information, please contact the Finance Department at (847) 357-4062 or visit the Village's website at www.elkgrove.org/government/finance-department/business-licenses.

MAINTENANCE OF THE CONSTRUCTION SITE (EGV)

EGV: January 2022

The Contractor shall be responsible for sweeping/cleaning streets of any debris and material that has accumulated as a result of daily construction activities in accordance with Article 107.15 of the Standard Specifications. This work shall also include cleaning the surrounding streets of any discharges from vehicles entering/exiting the work area. If street cleaning is not completed as requested by the Village, the Contractor will be assessed a Traffic Control Deficiency in accordance with section 105.03 (b) of the Standard Specifications.

All areas that are temporarily seeded shall be maintained by the Contractor for the duration of the project. This work shall include mowing so that no grass or weeds exceed 6" in height. The cost of this work shall not be paid for separately but shall be included in the contract.

USE OF VILLAGE WATER (EGV)

EGV: January 2022

This work shall be in accordance with Article 107.18 of the Standard Specifications, expect NO fire hydrants shall be used within the Village limits. Water can be obtained at the James Paul Petri Public Works Facility, 450 E. Devon Avenue, Elk Grove Village, IL 60007. This water will be at no cost to the contractor working for the Village.

PROTECTION OF EXISTING INFRASTRUCTURE (EGV)

EGV: January 2022

This work shall consist of the protection of the existing concrete sidewalks, driveway aprons, curb and decorative crosswalks during the construction from damage by the Contractor's negligence by use of

DEVON AVENUE AND TONNE ROAD/WOOD DALE ROAD INTERSECTION RESURFACING
SECTION NO. 23-00080-00-RS
VILLAGE OF ELK GROVE VILLAGE

trucks, excavating equipment, placement of bituminous materials and any other equipment used by the Contractor. Any cleaning required or directed by the Village shall be completed per manufacturer's specification and approved by the Village.

When removing curb and gutter, pavement or any other structure, the Contractor shall take every precaution necessary to ensure that there will be no damage to underground public or private utilities. Under no circumstances will the use of a frost ball concrete breaker be allowed.

The Contractor shall use plywood sheets, wood planks or other approved material to protect the existing sidewalks, aprons, curbs and decorative crosswalks from damage by the Contractor's equipment and trucks.

The cost to furnish, place, move and dispose of approved materials as needed to continually protect and clean the existing roadways, concrete, and crosswalks will not be paid for separately, but shall be considered as included in the unit bid prices of the contract, and no additional compensation will be allowed.

PROTECTION OF EXISTING DRAINAGE FACILITIES DURING CONSTRUCTION (EGV)

EGV: January 2022

Unless otherwise noted on the plans, the existing drainage facilities shall remain in use during the period of construction. Locations of existing drainage structures and sewers as shown on the plans are approximate. Prior to commencing work, the Contractor, at his/her own expense, shall determine the exact locations of existing structures which are within the proposed construction limit.

All existing drainage structures are to be kept free of any debris resulting from the Contractor's construction operations. Any debris in the drainage structures resulting from construction operations shall be removed at the Contractor's own expense, and no extra compensation will be allowed. Should reconstruction or adjustment of a drainage structure be required by the Village in the field, the necessary work and payment shall be in accordance with the pay items and special provisions included in this contract.

The Contractor shall take the necessary precautions when working near or above existing sewers in order to protect these pipes during construction from any damage resulting from his/her operations. All work and material necessary to replace existing sewers damaged because of noncompliance with this provision shall be as directed by the Village in accordance with Section 550 of the Standard Specifications and at the Contractor's own expense, and no additional compensation will be allowed.

During construction, if the Contractor encounters or otherwise becomes aware of any sewers, underdrains or field drains within the right-of-way other than those shown on the plans, he/she shall so inform the Village, who shall direct the work necessary to maintain or replace the facilities in service and to protect them from damage during construction if maintained. Existing facilities to be maintained that are damaged because of the non-compliance with this provision shall be replaced at the Contractor's own expense.

COMPLETION DATE PLUS WORKING DAYS

Revise Article 108.05 (b) of the Standard Specifications as follows:

“When a completion date plus working days is specified, the Contractor shall complete all contract items and safely open all roadways to traffic by 11:59 PM on, **September 26, 2025** except as specified herein.

The Contractor will be allowed to complete all clean-up work and punch list items within 5 working days after the completion date for opening the roadway to traffic. Under extenuating circumstances the Engineer may direct that certain items of work, not affecting the safe opening of the roadway to traffic, may be completed within the working days allowed for clean-up work and punch list items. Temporary lane closures for this work may be allowed at the discretion of the Engineer.

Article 108.09 or the Special Provision for “Failure to Complete the Work on Time”, if included in this contract, shall apply to both the completion date and the number of working days.

CONCRETE WASHOUT FACILITY

EGV: January 2022

The Contractor shall take sufficient precautions to prevent pollution of streams, lakes, reservoirs, and wetlands with fuels, oils, bitumen, calcium chloride, or other harmful materials according to Article 107.23 of the Standard Specifications.

To prevent pollution by residual concrete and/or the by-product of washing out the concrete trucks, concrete washout facilities shall be constructed and maintained on any project which includes cast-in-place concrete items. The concrete washout shall be constructed, maintained, and removed according to this special provision.

The concrete washout facility shall be constructed on the job site in accordance with Illinois Urban Manual practice standard for Temporary Concrete Washout Facility. The Contractor may elect to use a pre-fabricated portable concrete washout structure. The Contractor shall submit a plan for the concrete washout facility, to the Village for approval, a minimum of 10 calendar days before the first concrete pour. The working concrete washout facility shall be in place before any delivery of concrete to the site. The Contractor shall ensure that all concrete washout activities are limited to the designated area.

The concrete washout facility shall be located no closer than 50 feet from any environmentally sensitive areas, such as water bodies, wetlands, and/or other areas indicated on the plans. Adequate signage shall be placed at the washout facility and elsewhere as necessary to clearly indicate the location of the concrete washout facility to the operators of concrete trucks.

The concrete washout facility shall be adequately sized to fully contain the concrete washout needs of the project. The contents of the concrete washout facility shall not exceed 75% of the facility capacity. Once the 75% capacity is reached, concrete placement shall be discontinued until the facility is cleaned out. Hardened concrete shall be removed and properly disposed of outside the right-of-way. Slurry shall be allowed to evaporate, or shall be removed and properly disposed of outside the right-of-way. The Contractor shall immediately replace damaged basin liners or other washout facility components to prevent leakage of concrete waste from the washout facility. Concrete washout facilities shall be inspected by the Contractor after each use. Any and all spills shall be reported to the Village and cleaned up immediately. The Contractor shall remove the concrete washout facility when it is no longer needed.

This work will not be paid for separately, but shall be included in the cost of the concrete work items included in the contract.

SAW CUTTING

EGV: January 2022

This work shall consist of sawing full depth joints in the existing roadway, bituminous surface, curb and gutter, driveway, and sidewalk in order to separate those portions to be removed from those which will remain in place. This work shall be performed at the locations specified on the plans and/or as otherwise designated by the Village.

The Contractor will be required to saw vertical cuts so as to form clean vertical joints. Should the Contractor deface any edge, a new sawed joint shall be provided and any additional work, including removal and replacement, will be done at the Contractor's expense.

It is the Contractor's responsibility to determine the thickness of the existing pavement and whether or not it contains reinforcement.

This work shall not be measured for payment but shall be considered included in the price for the items being removed.

SPECIAL PROVISION FOR TRAFFIC SIGNAL WORK GENERAL (CCDOTH)

Effective: 01/01/18

Revised: 5/1/21 (Revised Phone Number)

All work and equipment performed and installed under this contract, shall be governed and shall comply to the State of Illinois "Standard Specifications for Road and Bridge Construction" latest edition, herein referred to as the Standard Specifications and the "District One Standard Design Details"; the State of Illinois "Manual on Uniform Traffic Control Devices for Streets and Highways", latest edition; the "National Electrical Code" latest edition herein referred to as the NEC; the National Electrical Manufacturers Association, herein referred to as NEMA (all publications for traffic control items) latest editions; the International Municipal Signal Association, herein referred to as IMSA "Official Wire & Cable Specifications Manual" latest edition; the Institute of Transportation Engineers, herein referred to as the ITE, Technical Report No.1, "A Standard for Adjustable Face Vehicular Traffic Control Heads"; AASHTO "Standard Specifications for Structural Supports for Highway Signs, Luminaries and Traffic Signals" and the "Supplemental Specifications" and "Recurring Special Provisions" noted herein.

The following Special Provisions supplement the above specifications, manuals, and code. The intent of these Special Provisions is to prescribe the materials and construction methods commonly used for traffic signal installations. All material furnished shall be new unless otherwise noted herein. The locations and the details of all installations shall be as indicated on the Plans or as directed by the Engineer. Traffic signal construction and maintenance work shall be performed by personnel holding IMSA Traffic Signal Technician Level II certification. The work to be done under this contract consists of furnishing and installing all traffic signal work as specified in the Plans and as specified herein in a manner acceptable and approved by the Engineer. In case of conflict with any part or parts of said documents, these Special Provisions shall take precedence and shall govern.

In order to reduce possible vehicular conflicts with fixed objects and avoid public criticism, it is necessary to require that no posts, poles, heads, or controller cabinets be installed until all traffic signal control equipment is brought to and located on the job site.

The construction, installation and/or removal work shall be accomplished at all the intersections

within the limits of this project or as shown in the plans.

Description of Work.

The work to be done under this contract consists of furnishing and installing all traffic signal work as specified on the Plans and as specified herein in a manner acceptable and approved by the Engineer.

Control of Traffic Signal Materials.

All work shall meet the requirements of the "Standard Specifications for Road and Bridge Construction", except as follows:

The controller and all control equipment shall be of a manufacturer that is approved by this Department. All equipment shall have a representative and shop located in the six (6) county Chicago areas. All equipment installed in the controller cabinet shall be from a single supplier. The supplier shall be responsible for service and support for this equipment.

The intent of this Section is to prescribe the materials and construction methods commonly used for traffic signal installations. All material furnished shall be new unless otherwise noted herein. Traffic materials and equipment shall bear the U.L. label whenever such labeling is available.

All iron and steel products, which are to be incorporated into work shall be domestically manufactured or produced and fabricated. The contractor shall obtain from the iron or steel producer and/or fabricator, in addition to the mill analysis, a certification that all iron or steel materials meet these domestic source requirements.

The application of all coatings, epoxy, galvanizing, painting, etc., to metal products shall be domestically applied.

Metal material other than iron and steel, which are not domestically produced, may be accepted provided:

- (a) The contractor notifies the Department in advance of his/her intention to use other than domestically manufactured or produced material.
- (b) Written evidence is provided in English of compliance with all requirements of the specifications.
- (c) Physical tests conducted by the department verify the acceptability of the material.

Before any signal equipment, including mast arm assemblies, poles, controller cabinets, all control equipment and signal heads, are delivered to the job site, the Contractor shall obtain and forward to the Engineer a certified, notarized statement from the manufacturer, containing the catalog numbers of the equipment and/or material, guaranteeing that the equipment and/or material, after manufacture, comply in all respects with the requirements of the Specifications and these Special Provisions.

All material approval requests shall be within thirty (30) consecutive calendar days after the Contract is awarded, or at the pre-construction meeting, whichever is first. A list of major traffic signal items can be found in Article 801.05. Material or equipment which is similar or identical shall be the product of the same manufacturer, unless necessary for system continuity. Traffic signal materials

DEVON AVENUE AND TONNE ROAD/WOOD DALE ROAD INTERSECTION RESURFACING
SECTION NO. 23-00080-00-RS
VILLAGE OF ELK GROVE VILLAGE

and equipment shall bear the U.L. label whenever such labeling is available.

All cost of work and materials required to comply with the above requirements shall be included in the pay item bid prices, under which the subject materials and signal equipment are paid, and no additional compensation will be allowed. Materials and signal equipment not complying with the above requirements that have been installed on the job will be done at the Contractor's own risk and may be subject to removal and disposal at the Contractor's expense.

The Contractor must submit the following for approval by the Engineer:

- Four (4) complete set of manufacturer's descriptive literature, drawings, and specifications of the traffic signal equipment, handholes, junction box, cable, conduit and all associated items that will be installed on the contract. If the literature contains more than one item, the Contractor shall indicate which item or items will be furnished.
- Partial or incomplete submittal will be returned without review.

The contractor shall supply samples of all wire and cable, and shall make up and supply samples of each type of cable splice proposed for use in the work for the-Engineer's approval.

- Seven (7) complete shop drawings of the mast arm assemblies and poles including combination mast arm poles are required, showing in detail the fabrication, anchor bolts, reinforcing materials, design material, thickness of sections and weld sizes. These drawing shall be approved by IDOT at least 11" x 17" (275mm x 425mm) in size and adequate quality for microfilming.
- Certain non-standard mast arm poles and assemblies will require additional review. The Contractor shall account for additional review time in their schedule.
- Seven (7) copies of a letter from the Traffic Signal Contractor on company letterhead listing contract number or permit number, project location limits, pay item number and description and listing the manufacturer's name and model numbers of the proposed equipment to be supplied and stating that the proposed equipment meets all Contract requirements. The letter will be reviewed by the Engineer to determine whether the equipment to be used is approvable. The letters will be stamped as approved or not approved accordingly and returned to the Contractor.
- Five (5) copies of a letter from the Traffic Signal Contractor listing the System Coordination and Timing (SCAT) consultant's name shall be supplied. The letter will be reviewed by the Engineer to determine whether the SCAT consultant to be used is approved. The letters will be stamped as approved or not approved accordingly and returned to the Contractor.
- Where certifications and/or warranties are specified. The information submitted for approval shall include certifications and warranties. Certifications involving inspections and/or tests of material shall be complete with all test data, dates and times.
- All above shall be stamped with the Section Number, Permit Number, or Contract Number

DEVON AVENUE AND TONNE ROAD/WOOD DALE ROAD INTERSECTION RESURFACING
SECTION NO. 23-00080-00-RS
VILLAGE OF ELK GROVE VILLAGE

and Intersection(s) name(s). Pay item numbers shall also be included. If the above required information is not on each sheet of the above literature or letters, the equipment and material cuts will not be reviewed and shall be returned to the Contractor.

- All submitted items reviewed and marked 'APPROVED AS SUBMITTED', 'APPROVED AS NOTED', 'DISAPPROVED', 'INCOMPLETE' or 'NOT REVIEW' are to be resubmitted in their entirety, unless otherwise indicated within the submittal comments, with a disposition of previous comments to verify contract compliance at no additional cost to the contract.
- Exceptions, Deviations and Substitutions. In general, exceptions to and deviations from the requirements of the Contract Documents will not be allowed. It is the Contractor's responsibility to note any deviations from Contract requirements at the time of submittal and to make any requests for deviations in writing to the Engineer. In general, substitutions will not be acceptable. Requests for substitutions must demonstrate that the proposed substitution is superior to the material or equipment required by the Contract Documents. No exceptions, deviations or substitutions will be permitted without the approval of the Engineer.
- After the engineer reviews the submittals for conformance with the design concept of the project, the Engineer will stamp the drawings indicating their status. The Engineer's review is for conformance with design concept only. It is the Contractor's responsibility to coordinate the various items into a working system as specified. The Contractor shall not be relieved from responsibility for errors or omissions in the shop working, layout drawings, or other documents by the Departments approval thereof. The Contractor must be in full compliance with contract and specification requirements.
- Contractor shall not order major equipment such as mast arm assemblies prior to Engineer approval of the Contractor marked proposed traffic signal equipment locations to assure proper placement of contract required traffic signal displays, push buttons and other facilities. Field adjustments may require changes in proposed mast arm length and other coordination.

Marking Proposed Locations.

Revise the following to Article 801.09 of the Standard Specifications:

Revise "Marking Proposed Locations for Highway Lighting System" to read "Marking Proposed Locations for Highway Lighting System and Traffic Signals."

It shall be the contractor's responsibility to verify all dimensions and conditions existing in the field prior to ordering materials and beginning construction. This shall include locating the mast arm foundations and verifying the mast arms lengths.

Maintenance and Responsibility.

Revise Article 801.11 to read as follows.

- a) Existing traffic signal installations and/or any electrical facilities at all or various locations may be altered or reconstructed totally or partially as part of the work on this Contract.

DEVON AVENUE AND TONNE ROAD/WOOD DALE ROAD INTERSECTION RESURFACING
SECTION NO. 23-00080-00-RS
VILLAGE OF ELK GROVE VILLAGE

The Contractor is hereby advised that all traffic control equipment, presently installed at these locations, may be the property of the State of Illinois, Department of Transportation, Division of Highways, Cook County Highway Department, Private Developer, or the Municipality in which they are located. Once the Contractor has begun any work on any portion of the project all traffic signals within the limits of this contract or those which have the item "Maintenance of Existing Traffic Signal Installation", "Temporary Traffic Signal Installation(s)" and/or "Maintenance of Existing Flashing Beacon Installation", shall become the full responsibility of the Contractor. Automatic Traffic Enforcement equipment is not owned by the County and the Contractor shall not be responsible for maintaining it during construction. The Contractor shall supply the engineer and the Department's Electrical Maintenance Contractor a 24-hour emergency contact name and telephone number.

- b) When the project has a pay item for "Maintenance of Existing Traffic Signal Installation", "Temporary Traffic Signal Installation(s)" and/or "Maintenance of Existing Flashing Beacon Installation", the Contractor must notify both the Design Engineer at (312) 603-1734 and the Department's Electrical Maintenance Contractor, of their intent to begin any physical construction work on the Contract or any portion thereof. This notification must be made a minimum of seven (7) working days prior to the start of construction to allow sufficient time for inspection of the existing traffic signal installation(s) and transfer of maintenance to the Contractor. If work is started prior to an inspection, maintenance of the traffic signal installation(s) will be transferred to the Contractor without an inspection. The Contractor will become responsible for repairing or replacing all equipment that is not operating properly or is damaged at no cost to the owner of the traffic signal. Final repairs or replacement of damaged equipment must meet the approval of the Engineer prior to or at the time of final inspection otherwise the traffic signal installation will not be accepted.
- c) Regional transit, County and other agencies may also have equipment connected to existing traffic signal or peripheral equipment such as PTZ cameras, switches, transit signal priority (TSP and BRT) servers and other devices that shall be included with traffic signal maintenance at no additional cost to the contract.
- d) Contracts such as pavement grinding or patching which result in the destruction of traffic signal loops will require a maintenance transfer. The Contractor is required to notify of intent to work and an inspection. A minimum of seven (7) working days prior to the loop removal, the Contractor shall notify the Design Engineer at (312) 603-1734, the Department's Electrical Maintenance Contractor and the owner of automatic traffic enforcement prior to the loop removal, at which time arrangements will be made to adjust the traffic controller timing to compensate for the absence of detection. Damaged Automatic Traffic Enforcement equipment, including cameras, detectors, or other peripheral equipment, shall be replaced by others, per Permit agreements or other agreements, at no cost to the contract except for City of Chicago projects in which the detectors shall be replaced. See additional requirements in these specifications under Inductive Loop Detector.
- e) The Contractor is further advised that the existing traffic signal(s), and/or the existing temporary installation(s), must remain in operation during all construction stages except for the most essential down time. Any shutdown of the traffic signal installation(s), for a period to exceed fifteen (15) minutes, must have the prior approval of the Engineer. Such

DEVON AVENUE AND TONNE ROAD/WOOD DALE ROAD INTERSECTION RESURFACING
SECTION NO. 23-00080-00-RS
VILLAGE OF ELK GROVE VILLAGE

approval will generally only be granted during the period extending from 10:00 a.m. to 3:00 p.m. on weekdays. Shutdowns will not be allowed during inclement weather or during Holiday periods. Any other traffic signal shutdown, either for periods in excess of one (1) hour or outside of the 10:00 a.m. to 3:00 p.m. weekday period must have prior approval of the Engineer. The Contractor, prior to the commencement of his work, shall notify the State Electrical Maintenance Contractor, the Cook County Electrical Maintenance Contractor, or the concerned Municipality, of his intent to perform this work.

- f) The Contractor shall be fully responsible for the safe and efficient operation of the traffic signals. Any inquiry, complaint or request by the Department, the Department's Electrical Maintenance Contractor or the public, shall be investigated and repairs begun within one hour. Failure to provide this service will result in liquidated damages of \$1000 per day per occurrence. In addition, the Department reserves the right to assign any work not completed within this timeframe to the Electrical Maintenance Contractor. All costs associated to repair this uncompleted work shall be the responsibility of the Contractor. Failure to pay these costs to the Electrical Maintenance Contractor within one month after the incident will result in additional liquidated damages of \$1000 per month per occurrence. Unpaid bills will be deducted from the cost of the Contract. The Department's Electrical Maintenance Contractor may inspect any signaling device on the Department's highway system at any time without notification.
- g) Any proposed activity in the vicinity of a highway-rail grade crossing must adhere to the guidelines set forth in the current edition of the Manual on Uniform Traffic Control Devices (MUTCD) regarding work in temporary traffic control zones in the vicinity of highway-rail grade crossings which states that lane restrictions, flagging, or other operations shall not create conditions where vehicles can be queued across the railroad tracks. If the queuing of vehicles across the tracks cannot be avoided, a uniformed law enforcement officer or flagger shall be provided at the crossing to prevent vehicles from stopping on the tracks, even if automatic warning devices are in place.
- h) The Contractor shall be responsible to clear snow, ice, dirt, debris or other condition that obstructs visibility of any traffic signal display.
- i) The Contractor shall maintain the traffic signal in normal operation during short or long-term loss of utility or battery back-up power at critical locations designated by the Engineer. Critical locations may include traffic signals interconnected to railroad warning devices, expressway ramps, intersection with an SRA route, critical corridors or other locations identified by the Engineer. Temporary power to the traffic signal must meet applicable NEC and OSHA guidelines and may include portable generators and/or replacement batteries.

Damage to Traffic Signal System.

Add the following to Article 801.12(b):

- a) Any damaged equipment or equipment not operating properly from any cause whatsoever shall be replaced with new equipment provided by the contractor at no

DEVON AVENUE AND TONNE ROAD/WOOD DALE ROAD INTERSECTION RESURFACING
SECTION NO. 23-00080-00-RS
VILLAGE OF ELK GROVE VILLAGE

additional cost to the Contract and/or owner of the traffic signal system all as approved by the Engineer. Final repairs or replacement of damaged equipment must meet the approval of the Engineer prior to or at the time of final inspection otherwise the traffic signal will not be accepted. Cable splices outside the controller cabinet will not be allowed.

- b) Temporary replacement of damaged or knockdown of a mast arm pole assembly shall require construction of a full or partial span wire signal installation or other method approved by the Engineer to assure signal heads are located overhead and over traveled pavement. Temporary replacement of mast arm mount signals with post mount signals will not be permitted.
- c) Automatic Traffic Enforcement equipment, such as Red-Light Enforcement cameras, detectors, and peripheral equipment, damaged or not operating properly from any cause whatsoever, shall be the responsibility of the municipality or the Automatic Traffic Enforcement Company per Permit agreement or other agreements.

Traffic Signal Inspection (Turn – On).

Revise Article 801.15b to read as follows:

- a) The Contractor must have all electric work completed, the electrical service installation connected by the utility company and equipment field tested by the Vendor prior to the Department's "turn-on" field inspection. If in the event the Engineer determines the work is not complete and the inspection will require more than two (2) hours to complete, the inspection shall be canceled and the Contractor will be required to reschedule at another date. The maintenance of the traffic signals will not be accepted until all punch list work is corrected and re-inspected. The Department will not grant a field inspection until written certification is provided from the Contractor stating the equipment has been field tested and the intersection is operating according to Contract requirements.
- b) When the road is open to traffic, except as otherwise provided in Section 850 of the Standard Specification, the Contractor may request a turn-on and inspection of the completed traffic signal installation at each separate location. This request must be made to the Design Engineer at (312) 603-1734 a minimum of seven (7) working days prior to the time of the requested inspection. The Department will not grant a field inspection until notification is provided from the Contractor that the equipment has been field tested and the intersection is operating according to Contract requirements. The Contractor must invite local fire department personnel to the turn-on when Emergency Vehicle Pre-emption (EVP) is included in the project. When the contract includes the item RE-OPTIMIZE TRAFFIC SIGNAL SYSTEM, OPTIMIZE TRAFFIC SIGNAL SYSTEM, or TEMPORARY TRAFFIC SIGNAL TIMINGS, the Contractor must notify the SCAT Consultant of the turn-on schedule, as well as stage changes and phase changes during construction.
- c) The Contractor must have all traffic signal work completed and the electrical service installation connected by the utility company prior to requesting an inspection and turn-on of the traffic signal installation. The Contractor shall be responsible to provide a Police

DEVON AVENUE AND TONNE ROAD/WOOD DALE ROAD INTERSECTION RESURFACING
SECTION NO. 23-00080-00-RS
VILLAGE OF ELK GROVE VILLAGE

Officer to direct traffic at the time of testing.

- d) The Contractor shall provide a representative from the control Equipment Vendor's office to attend the traffic signal inspection for both permanent and temporary traffic signal turn-ons. Upon demonstration that the signals are operating and all work is completed in accordance with the Contract and to the satisfaction of the Engineer, the Engineer will then allow the signals to be placed in continuous operation. The Agency that is responsible for the maintenance of each traffic signal installation will assume the maintenance upon successful completion of this inspection.
- e) Acceptance of the traffic signal equipment by the Department shall be based upon inspection results at the traffic signal turn-on, completeness of the required documentation and successful operation during a minimum 72 hour "burn-in" period following activation of the traffic signal. If approved, traffic signal acceptance shall be verbal at the turn-on inspection followed by written correspondence from the Engineer. The Contractor shall be responsible for all traffic signal equipment and associated maintenance thereof until Departmental acceptance is granted.
- f) All equipment and/or parts to keep the traffic signal installation operating shall be furnished by the Contractor. No spare traffic signal equipment is available from the Department.
- g) All punch list work shall be completed within two (2) weeks after the final inspection. The Contractor shall notify the Design Engineer at (312) 603-1734 to inspect all punch list work. Failure to meet these time constraints shall result in liquidated damage charges of \$500 per month per incident.
- h) All cost of work and materials required to comply with the above requirements shall be included in the pay item bid prices under which the subject materials and signal equipment are paid and no additional compensation will be allowed. Materials and signal equipment not complying with the above requirements that have been installed on the job will be at the Contractor's own risk and shall be subject to removal and disposal at the Contractor's expense.
- i) The Contractor shall furnish the Cook County Highway Department with any special tools or wrenches that may be required for assembling or maintaining the control equipment and traffic control signal head assemblies.
- j) All control cable, when complete in place but before permanent connection, shall be subject to insulation tests at the discretion of the Engineer. The tests shall be made with approved insulation resistance testing equipment rated at 500 volts D.C. and witnessed by the Engineer. Results of these tests shall be submitted to the Department in written form, bearing the Engineers signature and shall become part of the project records. A final inspection of the traffic signal installation shall not be held until results of this insulation test have been received.
- k) All equipment such as new controllers and allied central equipment with the exception of cable, conduit, and other materials which require the use of the State of Illinois Materials

DEVON AVENUE AND TONNE ROAD/WOOD DALE ROAD INTERSECTION RESURFACING
SECTION NO. 23-00080-00-RS
VILLAGE OF ELK GROVE VILLAGE

Testing Laboratories, shall be built in the suppliers shop and inspected by a representative of this Department prior to the installation of such equipment, and upon approval of this equipment an inspection ticket will be issued to the Contractor by the inspection agency (State of Illinois Material Testing Laboratory or the Cook County Highway Mechanical-Electrical Section). The controller and allied control equipment shall be prepared in the suppliers shop and run under a load of a minimum of 500 watts per phase for at least 48 hours before it is inspected for proper operation and sequencing. After it passes this test an inspection ticket will be issued by the Cook County Highway Mechanical-Electrical Section representative and it can then be delivered to the job site for installation.

- l) Upon completion of the installation, a final inspection will be carried out by qualified representatives of the Highway Agencies involved.
- m) If the Contractor fails to comply with any of the requirements, the County shall impose such sanction as it may determine to be appropriate including but not limited to withholding all payments to the Contractor on this contract until the provisions of this special provision are complete with and/or implementation of article 108.10 of the standard specifications.

At the final inspection it will be required that the Contractor will have submitted to the Engineer all necessary inspection tickets for all new equipment and materials installed under this Contract. If the Contractor has not obtained the inspection tickets on any portion of the new equipment and materials, the representative of this Department will have the authority to postpone the final inspection until the above has been satisfied. Any postponement of the final inspection for this reason shall not relieve the Contractor of his full maintenance responsibilities until such time as the installation is re-inspected and accepted by the County.

The County requires the following Final Project Documentation from the Contractor at traffic signal turn-ons in electronic format in addition to hard copies where noted. A CD/DVD shall be submitted with separate folders corresponding to each numbered title below. The CD/DVD shall be labelled with date, project location, company and contract or permit number. Record Drawings, Inventory and Material Approvals shall be submitted prior to traffic signal turn-on for review by the Department as described here-in.

The County requires the following from the Contractor at traffic signal turn-on.

- 1) The Contractor shall, at the turn-on furnish one hard copy set of signal plans (24"x36") of record with field revisions marked in red ink to the maintaining agency.
- 2) Field Testing. Written notification from the Contractor and the equipment vendor of satisfactory field testing with corresponding material performance measurements, such as for detector loops and fiber optic systems (see Article 801.13). One hard copy of all contract required performance measurement testing shall also be provided.
- 3) A knowledgeable representative of the controller equipment supplier shall be required at the permanent and temporary traffic signal turn-on. The representative shall be knowledgeable of both cabinet design and controller functions and shall have sufficient test and spare equipment to make the traffic signal installation operational.

DEVON AVENUE AND TONNE ROAD/WOOD DALE ROAD INTERSECTION RESURFACING
SECTION NO. 23-00080-00-RS
VILLAGE OF ELK GROVE VILLAGE

- 4) Pictures. Digital pictures of a minimum 12M pixels of each intersection approach showing all traffic signal displays and equipment. Pictures shall include controller cabinet equipment in enough detail to clearly identify manufacture and model of major equipment.
- 5) Materials Approval. The material approval letter. A hard copy shall also be provided.
- 6) Manuals. Operation and service manuals of the signal controller and associated control equipment. One hard copy shall also be provided.
- 7) Cabinet Wiring Diagram and Cable Logs. Five (5) hard copies 11" x 17" of the cabinet wiring diagrams shall be provided along with electronic pdf and dgn files of the cabinet wiring diagram. Five hard copies of the cable logs and electronic excel files shall be provided with cable #, number of conductors and spares, connected device/signal head and intersection location.
- 8) Controller Programming Settings. The traffic signal controller's timings; backup timings; coordination splits, offsets, and cycles; TBC Time of Day, Week and Year Programs; Traffic Responsive Program, Detector Phase Assignment, Type and Detector Switching; and any other functions programmable from the keyboard. The controller manufacturer shall also supply a printed form, not to exceed 11" x 17" for recording that data noted above. The form shall include a location, date, manufacturer's name, controller model and software version. The form shall be approved by the Engineer and a minimum of three (3) copies must be furnished at each turn-on. The manufacturer must provide all programming information used within the controller at the time of turn-on.
- 9) All Manufacturer and Contractor warranties and guaranties required by Article 801.14.
- 10) GPS coordinate of traffic signal equipment as describe in the Record Drawings section herein.

RECORD DRAWINGS

The requirements listed for Electrical Installation shall apply for Traffic Signal Installations in Article 801.16. Revise the 2nd paragraph of Article 801.16 of the Standard Specifications to read:

- a. When the work is complete, and seven days before the request for a final inspection, the full-size set of contract drawings. Stamped "RECORD DRAWINGS", shall be submitted to the Engineer for review and approval and shall be stamped with the date and the signature of the Contractor's supervising Engineer or electrician. The record drawings shall be submitted in PDF format on CDROM as well as hardcopy for review and approval. If the contract consists of multiple intersections, each intersection shall be saved as an individual PDF file with TS# and location name in its file name.
- b. In addition to the record drawings, copies of the final catalog cuts which have been Approved or Approved as Noted shall be submitted in PDF format along with the record drawings. The PDF files shall clearly indicate the pay item either by filename or PDF Table of Contents referencing the respective pay item

DEVON AVENUE AND TONNE ROAD/WOOD DALE ROAD INTERSECTION RESURFACING
SECTION NO. 23-00080-00-RS
VILLAGE OF ELK GROVE VILLAGE

- c. number for multi-item PDF files. Specific part or model numbers of items which have been selected shall be clearly visible.”

Add the following to Article 801.16 of the Standard Specifications:

“In addition to the specified record drawings, the Contactor shall record GPS coordinates of the following traffic signal components being installed, modified or being affected in other ways by this contract:

- All Mast Arm Poles and Posts
- Traffic Signal Wood Poles
- Rail Road Bungalow
- UPS
- Handholes
- Conduit roadway crossings
- Controller Cabinets
- Communication Cabinets
- Electric Service Disconnect locations
- CCTV Camera installations
- Fiber Optic Splice Locations
- Conduit Crossings

Datum to be used shall be North American 1983.

Data shall be provided electronically and in print form. The electronic format shall be compatible with MS Excel. Latitude and Longitude shall be in decimal degrees with a minimum of 6 decimal places. Each coordinate shall have the following information:

1. File shall be named: TSXXX-YY-MM-DD (i.e. TS22157_15-01-01)
2. Each intersection shall have its own file
3. Row 1 should have the location name (i.e. 103rd Street at Central Avenue)
4. Row 2 is blank
5. Row 3 is the headers for the columns
6. Row 4 starts the data
7. Column A (Date) – should be in the following format: MM/DD/YYYY
8. Column B (Item) – as shown in the table below
9. Column C (Description) – as shown in the table below
10. Column D and E (GPS Data) – should be in decimal form, per the County special provisions

Examples:

Date	Item	Description	Latitude	Longitude
01/01/2015	MP (Mast Arm Pole)	NEQ, NB, Dual, Combination Pole	41.580493	-87.793378
01/01/2015	HH (Handhole)	Heavy Duty, Fiber, Intersection, Double	41.558532	-87.792571

DEVON AVENUE AND TONNE ROAD/WOOD DALE ROAD INTERSECTION RESURFACING
SECTION NO. 23-00080-00-RS
VILLAGE OF ELK GROVE VILLAGE

01/01/2015	ES (Electrical Service)	Ground mount, Pole mount	41.765532	-87.543571
01/01/2015	CC (Controller Cabinet)		41.602248	-87.794053
01/01/2015	RSC (Rigid Steel Crossing)	IL 31 east side crossing south leg to center HH at Klausen	41.611111	-87.790222
01/01/2015	PTZ (PTZ)	NEQ extension pole	41.593434	-87.769876
01/01/2015	POST (Post)		41.651848	-87.762053
01/01/2015	MCC (Master Controller Cabinet)		41.584593	-87.793378
01/01/2015	COMC (Communication Cabinet)		41.584600	-87.793432
01/01/2015	BBS (Battery Backup System)		41.558532	-87.792571

Prior to the collection of data, the contractor shall provide a sample data collection of at least six data points of known locations to be reviewed and verified by the Engineer to be accurate within 1 feet. Upon verification, data collection can begin. Data collection can be made as construction progresses, or can be collected after all items are installed. If the data is unacceptable the contractor shall make corrections to the data collection equipment and or process and submit the data for review and approval as specified.

Accuracy. Data collected is to be mapping grade. A handheld mapping grade GPS device shall be used for the data collection. The receiver shall support differential correction and data shall have a minimum 1-foot accuracy after post processing GPS receivers integrated into cellular communication devices, recreational and automotive GPS devices are not acceptable.

The GPS shall be the product of an established major GPS manufacturer having been in the business for a minimum of 6 years.”

Location of Underground State and County Maintained

Facilities. Revise Article 803 to read as follows.

County traffic signal facilities are not part of any of the one-call locating service such as J.U.L.I.E or Digger. If this contract requires the services of an electrical contractor, the Contractor shall be responsible at his/her own expense for locating existing IDOT and CCHD facilities prior to performing any work. If this contract does not require the services of electrical contractor, the Contractor may request one free locate for existing IDOT and CCHD electrical facilities from the Electrical Maintenance Contractor(s) prior to the start of any work. Additional requests may be at the expense of the Contractor. The location of underground traffic facilities does not relieve the Contractor of their responsibility to repair any facilities damaged during construction at their expense.

The exact location of all utilities shall be field verified by the Contractor before the installation of any components of the traffic signal system. For locations of utilities, locally owned equipment, and leased enforcement camera system facilities, the local Counties or Municipalities may need to be contacted, in the City of Chicago contact D.I.G.G.E.R. at (312) 744-7000 and for all other locations

DEVON AVENUE AND TONNE ROAD/WOOD DALE ROAD INTERSECTION RESURFACING
SECTION NO. 23-00080-00-RS
VILLAGE OF ELK GROVE VILLAGE

contact J.U.L.I.E. at 1-800- 892-0123.

Restoration. All areas and plant material damaged by the installation of Traffic Signal posts, mast arm poles, underground cables or conduits, handholes and control cabinets shall be replaced as follows:

- Grass Areas: Replace top soil to a depth of four (4) inches (100 mm), re-grade shoulders, ditch slopes, and open areas back to former existing grades, fertilize, seed and mulch all damaged areas.
- Sod Areas (areas adjacent to residential, commercial and industrial properties and any other areas as directed by the engineer): Fertilize and re-sod damaged areas.
- Plant Materials: Remove and replace damaged trees, shrubs and vines with the same varieties that existed prior to damage.
- Shoulders other than Stabilized and Backslopes, medians, sidewalks, pavement, etc.: Replace shoulder to original condition and restore edge of backslope to original lines and grades. Medians, sidewalks and pavement shall be replaced in kind.
- All brick pavers disturbed in the work area shall be restored to their original configuration or as directed by the Engineer. All damaged brick pavers shall be replaced with a comparable material approved by the Engineer

All damaged landscape shall be replaced in accordance with Section 250 through 254 of the Standard Specifications.

Any damage, due to the installation of traffic signal equipment; or necessary removal at handholes, jacking pits, and inspection openings, of sidewalks, curbs, gutters, median and island paving, and/or pavement, shall be repaired or replaced by the Contractor. Repair or replacement shall be made with a like material of like thickness to the existing surface. Restoration of traffic signal work area shall be included in related pay items such as foundation, conduit, handhole, trench and backfill, etc.

Bagging Signal Heads.

Light tan colored traffic and pedestrian signal reusable covers shall be used to cover dark/un-energized signal sections and visors. Covers shall be made of outdoor fabric with urethane coating for repelling water, have elastic fully sewn around the cover ends for a tight fit over the visor, and have a minimum of two straps with buckles to secure the cover to the backplate. A center mesh strip allows viewing without removal for signal status testing purposes. Covers shall include a message indicating the signal is not in service.

SPECIAL PROVISION FOR DETECTOR LOOP (CCDOH)

Effective: 7/1/16

Revised: N/A

This work shall consist of furnishing and installing detector loop in accordance with the requirements of Section 886 and 1079 of the Standard Specifications, except as follows:

Description.

This work shall consist of furnishing and installing a detector loop in the pavement.

Procedure.

A minimum of seven (7) working days prior to the Contractor cutting loops, the Contractor shall have the proposed loop locations marked and contact the CCHD Design Engineer at (312) 603-1730 to inspect and approve the layout. When preformed detector loops are installed, the Contractor shall have them inspected and approved prior to the pouring of the portland cement concrete surface, using the same notification process as above.

Failure to provide proper notification may require the Department's Electrical Maintenance Contractor to be called to investigate complaints of inadequate traffic signal timing. All costs associated with these expenses will be paid for by the Contractor at no additional expense to the Department according to Section 109 of the "Standard Specifications."

Installation.

Each loop lead-in shall be placed in a separate conduit from edge of pavement to handhole. Loop detectors shall be installed according to the requirements of the "District 1 Standard Traffic Signal Design Details". Saw-cuts (homerun on preformed detector loops) from the loop to the edge of pavement shall be made perpendicular to the edge of pavement when possible in order to minimize the length of the saw cut (homerun on preformed detector loops) unless directed otherwise by the Engineer or as shown on the plans. Spacing between the lead-ins (holes drilled in the pavement) shall not be less than one (1) foot (300 mm) and shall be located one (1) foot (300 mm) from the edge of pavement. Loop lead-in wires should be twisted to provide a minimum of five (5) turns per foot (fifteen [15] turns per meter) from the loop to the splice.

The cable splice connection of the detector loop and the lead-in cable to the controller shall conform to Section 873 of the Standard Specifications or the requirements set forth in the "District 1 Standard Traffic Signal Design Details".

Each loop detector lead-in wire shall be labeled in the handhole using a water proof tag from an approved vendor secured to each wire with nylon ties. The lead-in wire, including all necessary connections for proper operation, from the edge of pavement to the handhole shall be included in the price of the detector loop.

The detector loop cable insulation shall be labeled with the cable specifications.

Resistance to ground shall be a minimum of 100 megohms under any conditions of weather or moisture. Inductance shall be more than 50 and less than 700 microhenries. Quality readings shall be greater than 5.

DEVON AVENUE AND TONNE ROAD/WOOD DALE ROAD INTERSECTION RESURFACING
SECTION NO. 23-00080-00-RS
VILLAGE OF ELK GROVE VILLAGE

Type I:

- All loops installed in new asphalt pavement shall be installed in the binder course and not in the surface course. The edge of pavement or the curb shall be cut with a 1/4" (6.3 mm) x 4" (100 mm) long sawcut to mark the location of each loop lead-in.
- Loop sealant shall be a two-component thixotropic chemically cured polyurethane from an approved vender. The sealant shall be installed 1/8" (3 mm) below the pavement surface, if installed above the surface the overlap shall be removed immediately.
- The corners of all loops shall be core drilled with a two (2) inch (50 mm) bit. All joints and cracks in the pavement that the loop crosses must be core drilled.

Preformed:

This work shall consist of furnishing and installing a rubberized heat resistant preformed traffic signal loop in accordance with the Standard Specifications, except for the following:

- Preformed detector loops shall be installed in new pavement constructed of portland cement concrete using mounting chairs or tied to re-bar or the preformed detector loops may be placed in the sub-base. Loop lead-ins shall be extended to a temporary protective enclosure near the proposed handhole location. The protective enclosure shall provide sufficient protection from other construction activities and may be buried for additional protection.
- Handholes shall be placed next to the shoulder or back of curb when preformed detector loops enter the handhole. Non-metallic coilable duct, included in this pay item, shall be used to protect the preformed lead-ins from back of curb to the handhole.
- Preformed detector loops shall be factory assembled with ends capped and sealed against moisture and other contaminants. Homeruns and interconnects shall be pre-wired and shall be an integral part of the loop assembly. The loop configurations and homerun lengths shall be assembled for the specific application. The loop and homerun shall be constructed using 11/16" (17.2 mm) outside diameter (minimum), 3/8" (9.5 mm) inside diameter (minimum) Class A oil resistant synthetic cord reinforced hydraulic hose with 250 psi (1,720 kpa) internal pressure rating or a similar sized XLPE cable jacket. Hose for the loop and homerun assembly shall be one continuous piece. No joints or splices shall be allowed in the hose except where necessary to connect homeruns or interconnects to the loops. This will provide maximum wire protection and loop system strength. Hose tee connections shall be heavy duty high temperature synthetic rubber. The tee shall be of proper size to attach directly to the hose, minimizing glue joints. The tee shall have the same flexible properties as the hose to insure that the whole assembly can conform to pavement movement and shifting without cracking or breaking. For XLPE jacketed preformed loops, all splice connections shall be soldered, sealed, and tested before being sealed in a high impact glass impregnated plastic splice enclosure. The wire used shall be #16 THWN

DEVON AVENUE AND TONNE ROAD/WOOD DALE ROAD INTERSECTION RESURFACING
SECTION NO. 23-00080-00-RS
VILLAGE OF ELK GROVE VILLAGE

stranded copper. The number of turns in the loop shall be application specific. Homerun wire pairs shall be twisted a minimum of four turns per foot. No wire splices will be allowed in the preformed loop assembly. The loop and homeruns shall be filled and sealed with a flexible sealant to insure complete moisture blockage and further protect the wire. The preformed loops shall be constructed to allow a minimum of 6.5 feet of extra cable in the handhole. Six foot (1.8 m) round loop(s) may be substituted for six foot (1.8 m) by six foot (1.8 m) square loop(s) and shall be paid for as 24 feet (7.2 m) of detector loop.

Method of Measurement.

This work will be measured for payment in feet (meters) in place. Type I detector loop will be measured along the sawed slot in the pavement containing the loop and lead-in, rather than the actual length of the wire. Preformed detector loops will be measured along the detector loop and lead-in embedded in the pavement, rather than the actual length of the wire. Detector loop measurements shall include the sawcut and the length of the loop lead-in leading to the edge of pavement. The lead-in wire, including all necessary connections for proper operations, from the edge of pavement to the handhole, shall be incidental to include in the price of the detector loop. Unit duct, trench and backfill, cable splicing and drilling of pavement or handholes shall be incidental to detector loop quantities included in this item.

Basis of Payment.

This work will be paid for at the contract unit price per FOOT (METER) of DETECTOR LOOP, TYPE I or PREFORMED DETECTOR LOOP, as specified in the plans, which price shall be payment in full and for furnishing, installing and testing the Detector Loop and all related connections for proper operation.

SPECIAL PROVISION FOR CONDUIT (CCDOETH)

Effective: 7/1/16

Revised: N/A

The installation of a conduit shall meet the requirements of Sections 810, 811 of the Standard Specifications, except as revised with this Special Provision.

Pavement, driveways, and curbs shall not be removed to install electrical conduits.

All conduit installed underground shall have a minimum depth of two feet six inches (2'-6" [760 mm]) except under railroad tracks where the conduit shall be a minimum of five feet (5' [1.52 m]) as measured to the outside diameter of the conduit on the top side.

"All metal conduit installed underground shall be Rigid Steel Conduit unless otherwise indicated on the plans." The ends of rigid metal conduit to be capped shall be threaded, the threads protected with full galvanizing, and capped with a threaded galvanized steel cap. All conduit splices shall be solid threaded couplings. Conduit terminating in junction and pull boxes shall be terminated with hubs, integral box hubs, or integral box bosses.

"All raceways which extend outside of a structure or duct bank but are not terminated in a cabinet, junction box, pull box, handhole, post, pole, or pedestal shall extend a minimum of 300 mm (12") or the length shown on the plans beyond the structure or duct bank. The end of this extension shall be capped and sealed with a cap designed for the conduit to be capped. The ends of rigid metal conduit to be capped shall be threaded, the threads protected with full galvanizing, and capped with a threaded galvanized steel cap.

DEVON AVENUE AND TONNE ROAD/WOOD DALE ROAD INTERSECTION RESURFACING
SECTION NO. 23-00080-00-RS
VILLAGE OF ELK GROVE VILLAGE

The ends of rigid nonmetallic conduit and coilable nonmetallic conduit shall be capped with a rigid PVC cap of not less than 3 mm (0.125") thick. The cap shall be sealed to the conduit using a room-temperature-vulcanizing (RTV) sealant compatible with the material of both the cap and the conduit. A washer or similar metal ring shall be glued to the inside center of the cap with epoxy, and the pull cord shall be tied to this ring."

All conduit attached to a structure shall have a minimum of one (1) expansion joint placed within the length of the attached conduit. At each end of the structure the Contractor shall install a weatherproof galvanized cast iron box with a minimum size of 8" (200 mm) x 8" (200 mm) x 6" (150 mm) deep. The installation of these two (2) boxes and any required expansion joints shall be considered incidental to the unit price for conduit attached to structure.

Basis of Payment. This work will be paid for at the contract unit price per FOOT (METER) for UNDERGROUND CONDUIT or CONDUIT ATTACHED TO STRUCTURE, of the type and size specified, which price shall be payment in full for furnishing and installing the conduit and fittings complete. Trench and Backfill will not be paid for separately.

SPECIAL PROVISION FOR COILABLE NON-METALLIC CONDUIT (CCDOETH)

Effective: 7/1/16

Revised: N/A

This work shall consist of furnishing and installing empty Coilable Non-Metallic Conduit (CNC) in trench of the type and size specified. The installation of CNC shall meet all applicable requirements of the Standard Specifications of Section 810, 811 and 1088.01 (c). Polyethylene duct shall be used for all detector loop raceways to handholes. All duct shall be placed a minimum depth of 30 inches (750 mm) or as shown on the contract plans or standard details.

The conduit shall be a polyethylene duct which is intended for underground use and which can be manufactured and coiled or reeled in continuous transportable lengths and uncoiled for further processing and/or installation without adversely affecting its properties of performance. The conduit and its manufacture shall conform to the standards of NEMA Publication TC7, ASTM Standard Specifications D3485 and NEC Article 353.

On temporary traffic signal installations with detector loops, CNC shall be used for detector loop raceways from the saw-cut to 10 feet (3 m) up the wood pole, unless otherwise shown on the plans.

As specified in NEMA TC7, the conduit shall be clearly and durably marked at least every 10 feet (3 meters) with the material designation (HDPE for high density polyethylene), nominal size of the conduit and the name and/or trademark of the manufacturer.

Basis of Payment. All installations of CNC for loop detection shall be included in pay item of DETECTOR LOOP, as specified and not paid for separately.

SPECIAL PROVISION FOR ELECTRIC CABLE (CCDOH)

Effective: 7/1/16

Revised: 4/26/19 (added cable that is not solid)

The installation of an electric cable shall meet the requirements of Section 873, 1088.01 and 1076.04 of the Standard Specifications and District One Standard Traffic Signal Design Details with the addition as the following:

The jacket for electric cable in this contract shall be of the polyvinyl chloride type meeting the requirements of IMSA 19-1. (Traffic signal cable shall be solid copper No. 14 unless otherwise specified in the plans or these Special Provisions). No other type of jacket will be allowed, except as follows:

The service cable may have a XLP jacket. Service cable may be single or multiple conductor cable.

Communications and lead-in cable shall have a gray or chrome jacket.

Electric cable sized No. 12 AWG and smaller shall be solid except for railroad cable, loop detector lead-in cable, emergency vehicle priority system line sensor cable and LED internally illuminated street name sign cable.

The length of cable slack shall be in accordance with District One Standard Traffic Signal Design Details.

The cable splice connection of the detector loop and the lead-in cable to the controller shall conform to Section 873 of the Standard Specifications or to the requirements set forth in the "District 1 Standard Traffic Signal Design Details".

Heat shrink splices shall be used according to "District 1 Standard Traffic Signal Design Details".

Basis of Payment. This work will be paid for at the contract unit price per FOOT (METER) for ELECTRIC CABLE of the type, size and number of conductors as specified., which price shall be payment in full for furnishing the material and making all electrical connections and installing the cable complete, measured as specified.

SPECIAL PROVISION FOR GROUNDING OF TRAFFIC SIGNAL SYSTEMS AND GROUNDING CABLE (CCDOH)

Effective: 7/1/16

Revised: 4/26/19 (revised pay item name in Basis of Payment to match IDOT)

All traffic signal systems, equipment and appurtenances shall be properly grounded in strict conformance with the National Electrical Code and meet the requirements of section 806 of the Standard Specifications. See IDOT District 1 traffic signal detail plan sheets for additional information.

The grounding electrode system shall include a ground rod installed with each traffic signal controller concrete foundation and all mast arm and post concrete foundations. An additional ground rod will be required at locations where measured resistance exceeds 25 ohms. Ground rods are included in the applicable foundation or service installation pay item and will not be paid for separately. All steel ground rods shall be copper clad, a minimum of 10' (3.0 m), and ¾" (20mm) in diameter.

DEVON AVENUE AND TONNE ROAD/WOOD DALE ROAD INTERSECTION RESURFACING
SECTION NO. 23-00080-00-RS
VILLAGE OF ELK GROVE VILLAGE

Testing shall be according to Section 801.13(a) (4) and (5).

- a) The grounded conductor (neutral conductor) shall be white color coded. This conductor shall be bonded to the equipment grounding conductor only at the Electric Service Installation. All power cables shall include one neutral conductor of the same size.
- b) The equipment grounding conductor shall be green color coded. The following is in addition to Section 801.04 of the Standard Specifications.
 - 1) Equipment grounding conductors shall be XLP insulated 600V No.6 gauge copper, unless otherwise noted on the plans, and bonded to the grounded conductor (neutral conductor) only at the Electric Service Installation. The equipment grounding conductor is paid for separately and shall be continuous. The Earth shall not be used as the equipment grounding conductor.
 - 2) Equipment grounding conductors shall be bonded, using a UL Listed grounding connector, to all traffic signal mast arm poles, traffic signal posts, pedestrian posts, pull boxes, handhole frames and covers, conduits, and other metallic enclosures throughout the traffic signal wiring system, except where noted herein. Bonding shall be made with a splice and pigtail connection, using a sized compression type copper sleeve, sealant tape, and heat-shrinkable cap. A UL listed electrical joint compound shall be applied to all conductors' terminations, connector threads and contact points. Conduit grounding bushings shall be installed at all conduit terminations including spare or empty conduits. Bonding to existing handhole frames and covers shall be paid for separately.
 - 3) All metallic and non-metallic raceways containing traffic signal circuit runs shall have a continuous equipment grounding conductor, except raceways containing only detector loop lead-in circuits, circuits under 50 volts and/or fiber optic cable will not be required to include an equipment grounding conductor.
 - 4) Individual conductor splices in handholes shall be soldered and sealed with heat shrink. When necessary to maintain effective equipment grounding, a full heat shrink shall be provided over individual conductor heat shrinks.
- c) The grounding electrode conductor shall be similar to the equipment grounding conductor in color coding (green) and size. The grounding electrode conductor is used to connect the ground rod to the equipment grounding conductor and is bonded to ground rods via exothermic welding, UL listed pressure connectors, UL listed clamps.

Grounding Cable:

The cable shall meet the requirements of Section 817.02(b) of the "Standard Specifications". Unless otherwise noted on the plans, Traffic Signal Grounding Conductor shall be one conductor, #6 gauge copper, with a green color coded XLP jacket.

Basis of Payment. This work will be paid for at the contract unit price per FOOT (METER) for ELECTRIC CABLE IN CONDUIT, EQUIPMENT GROUNDING CONDUCTOR, NO. 6, 1C, which price shall be payment in full for furnishing labor and material including grounding clamps, cable, splicing, exothermic welds,

DEVON AVENUE AND TONNE ROAD/WOOD DALE ROAD INTERSECTION RESURFACING
SECTION NO. 23-00080-00-RS
VILLAGE OF ELK GROVE VILLAGE

grounding connectors conduit grounding bushings, and hardware. All ground rods shall be incidental to the cost of associated items for Concrete Foundations and Service Installation.

SPECIAL PROVISION FOR REBUILD EXISTING HANDHOLE, REBUILD EXISTING HEAVY DUTY HANDHOLE, REBUILD EXISTING DOUBLE HANDHOLE (CCDOTH)

Effective: 7/1/16

Revised: N/A

This item shall consist of rebuilding a handhole, heavy duty handhole and/or double handhole at location(s) as shown on the plans or as directed by the Engineer. The work shall consist of removing the frame and cover and the walls of the handhole to a depth of fifteen (15) inches (380 mm) below finished grade.

Upon completion of the above work, for handhole and heavy duty handhole four (4) holes, for the double handhole six (6) holes, four (4) inches (100 mm) in depth and one half (1/2) inch (15 mm) in diameter, shall be drilled into the remaining concrete, for handhole and heavy duty handhole one (1) hole centered on each wall and for the double handhole one (1) hole centered on each side wall and two (2) holes evenly spaced on the front and back walls. Number 3 steel dowels eight (8) inches (200 mm) in length shall be furnished and installed in the drilled holes with masonry epoxy.

All concrete debris shall be removed from the right-of-way to a location approved by the Engineer.

The area adjacent to each wall of the handhole shall be excavated to allow forming. All steel hooks (galvanized), frame and cover and concrete shall be provided to construct a rebuilt handhole, heavy duty handhole or double handhole according to applicable portions of Section 814 of the Standard Specifications. If the Contractor damages the existing frame and cover, the Contractor shall be responsible for replacing the frame and cover at no cost to the County.

Any pavement or asphalt surface removal required to install the new concrete shall have straight and neat edges using a method approved by the Engineer. Care shall be taken to protect the existing traffic signal cable. Any cable damage shall be reported immediately and repaired as directed by the Area Traffic Signal Engineer.

Rebuild Existing Handhole to Heavy-Duty Handhole;

All steel hooks, handhole frame, cover, and concrete shall be provided to construct a rebuilt heavy duty handhole according IDOT Standard.

Basis of Payment. This work will be paid for at the contract unit price EACH for REBUILD EXISTING HANDHOLE, REBUILD EXISTING HEAVY DUTY HANDHOLE, REBUILD EXISTING DOUBLE HANDHOLE, REBUILD EXISTING HANDHOLE TO HEAVY DUTY HANDHOLE which price shall be payment in full for all labor, all materials, and equipment necessary to complete the work described above and as indicated in the Plans.

SPECIAL PROVISION FOR CONCRETE FOUNDATION (CCDOH)

Effective: 7/1/16

Revised: 5/1/21 (Add a new pay item)

The installation of a concrete foundation shall meet the requirements of Section 106.01, 878 and 1006.09 of the Standard Specifications, the Standard Drawing for Concrete Foundations and District One Standard Traffic Signal Design Details with the addition as the following:

All anchor bolts shall be according to Section 1006.09, except all anchor bolts shall be hot dipped galvanized a minimum of 12 in. (300 mm) from the threaded end.

All iron and steel products, which are to be incorporated into work shall be domestically manufactured or produced and fabricated. The contractor shall obtain from the iron or steel producer and/or fabricator, in addition to the mill analysis, a certification that all iron or steel materials meet these domestic source requirements.

Foundations used for Combination Mast Arm Poles shall provide an extra 2-1/2 inch (65 mm) raceway.

No foundation is to be poured until the Resident Engineer gives approval as to the depth of the foundation.

Basis of Payment: This work will be paid for at the contract unit price per FOOT (METER) of depth for

- CONCRETE FOUNDATION, TYPE A
- CONCRETE FOUNDATION, TYPE A – 12" Dia.
- CONCRETE FOUNDATION, TYPE C
- CONCRETE FOUNDATION, TYPE D
- CONCRETE FOUNDATION, TYPE E - 30" (750 mm) Dia.
- CONCRETE FOUNDATION, TYPE E - 36" (900 mm) Dia.
- CONCRETE FOUNDATION, TYPE E - 42" (900 mm) Dia.

which price shall be payment in full for all necessary excavating or drilling, back filling, disposal of unsuitable material, form work, ground rods and furnishing all materials within the limits of the foundation. The concrete apron in front of the cabinet and UPS shall be included in this pay item.

SPECIAL PROVISION FOR REMOVE EXISTING TRAFFIC SIGNAL EQUIPMENT (CCDOH)

Effective: 7/1/16

Revised: 4/26/19 (minor text revision)

The removal of existing traffic signal equipment shall meet the requirements of Article 895.05 of the Standard Specifications, except as follows:

This work shall consist of removing the existing traffic signal equipment at an intersection as listed and as shown on the plans.

All equipment to be returned to an Agency shall be delivered by the Contractor to the Agency's Traffic Signal Maintenance Contractor's main facility. The Contractor shall contact the Agency's Electrical Maintenance Contractor to schedule an appointment to deliver the equipment. No equipment will be

DEVON AVENUE AND TONNE ROAD/WOOD DALE ROAD INTERSECTION RESURFACING
SECTION NO. 23-00080-00-RS
VILLAGE OF ELK GROVE VILLAGE

accepted without a prior appointment. All equipment shall be delivered within 30 days of removing it from the traffic signal installation. The Contractor shall provide 5 copies of a list of equipment that is to remain the property of the Agency, including model and serial numbers, where applicable. A list of equipment shall be signed by the Agency's Electrical Maintenance Contractor and mail to the County Engineer. The Contractor shall also provide a copy of the contract plan or special provision showing the quantities and type of equipment. Controllers and peripheral equipment from the same location shall be boxed together (equipment from different locations may not be mixed) and all boxes and controller cabinets shall be clearly marked or labeled with the location from which they were removed. If equipment is not returned with these requirements, it will be rejected by the Agency's Electrical Maintenance Contractor. The Contractor shall be responsible for the condition of the traffic signal equipment from the time Contractor takes maintenance of the signal installation until the acceptance of a receipt drawn by the Agency's Electrical Maintenance Contractor indicating the items have been returned in good condition.

The traffic signal equipment which is to be removed and is to become the property of the Contractor shall be disposed of by them outside the right-of-way at their expense.

All equipment is to be disassembled so as to make for easy loading and storage into Agency stock as per the Engineers instructions.

Traffic signal equipment which is lost or not returned to the Department for any reason shall be replaced with new equipment meeting the requirements of these Specifications at no cost to the contract.

Basis of Payment. This work will be paid for at the contract unit price EACH for REMOVE EXISTING TRAFFIC SIGNAL EQUIPMENT per intersection which price shall be payment in full for removing the equipment, and storing and/or disposing of it as required. The salvage value of the equipment retained by the Contractor shall be reflected in this contract unit price.

SPECIAL PROVISION FOR MAINTENANCE OF EXISTING TRAFFIC SIGNAL INSTALLATION (CCDOH)

Effective: 1/1/18

Revised: N/A

This item shall consist of maintaining the existing traffic signal installation at an intersection as shown on the plans and as described herein. Full maintenance responsibility shall start as soon as the Contractor begins any physical work on the contract or any portion thereof. If Contract work is started prior to a traffic signal inspection, maintenance of the traffic signal installation(s) will be transferred to the Contractor without an inspection. The energy charges for the operation of the traffic signal installation shall be paid for by others. The maintenance of an existing traffic signal installation shall meet the requirements of Section 801.11 and 850 of the Standard Specifications except as follows:

This item shall include maintenance of all traffic signal equipment at the intersection, including emergency vehicle pre-emption equipment, master controllers, uninterruptible power supply (UPS and batteries), telephone service installations, communications cables, flashing beacons, PTZ cameras, vehicle detection, handholes, lighted signs and conduit to adjacent intersections, and other traffic signal equipment, but shall not include Automatic Traffic Enforcement equipment, such as Red Light Enforcement cameras, detectors, or peripheral equipment, not owned by the State and County. This equipment is operated and maintained by the local municipality and should be de-activated while on contractor maintenance.

DEVON AVENUE AND TONNE ROAD/WOOD DALE ROAD INTERSECTION RESURFACING
SECTION NO. 23-00080-00-RS
VILLAGE OF ELK GROVE VILLAGE

Regional transit, County, State and other agencies may also have equipment connected to existing traffic signal or peripheral equipment such as PTZ cameras, switches, transit signal priority (TSP and BRT) servers, radios and other devices that shall be included with traffic signal maintenance at no additional cost to the contract.

Seven days prior to assuming maintenance of the existing traffic signal installation(s) under this contract, the Contractor shall request that the Resident Engineer contact the Cook County Design Engineer at (312) 603- 1730 for an inspection of the installation(s). The Design Engineer shall establish a date and time of inspection and at this time shall check the installation to determine if any corrective work should be done by the State, the County, or the Municipalities Electrical Maintenance Contractor prior to the Contractor taking over the maintenance of the installation(s). The Resident Engineer, the Design Engineer, and the State, County, or Municipality Maintenance Contractor and the Contractor shall mutually agree on the date of maintenance transfer to the Contractor for this contract.

Maintenance Procedures. The Contractor shall perform the following maintenance procedures for each existing installation designated to remain in operation during construction:

- Have on staff electricians with IMSA Level II certification to provide signal maintenance. A copy of the certification shall be immediately available upon request of the Engineer.
- Patrol and inspect each installation every two (2) weeks for proper alignment of signal heads, light detectors, lamp failures, and general operation of the traffic signal.
- Check all controllers every two (2) weeks, which will include visually inspecting all timing intervals, relays, detectors, and pre-emption equipment to ensure that they are functioning properly. This item includes, as routine maintenance, all portions of emergency vehicle pre-emption equipment. The Contractor shall check signal system communications and phone lines to assure proper operation. This item includes, as routine maintenance, all portions of emergency vehicle pre-emption equipment. Prior to the traffic signal maintenance transfer, the contractor shall supply a detailed maintenance schedule that includes dates, locations, names of electricians providing the required checks and inspections along with any other information requested by the Engineer.
- Provide immediate corrective action to replace burned out lamps or damaged sockets. When lamps are replaced, the reflector and lens shall be cleaned. All replacement lamps shall meet the approval of the Engineer. The Contractor shall repair or replace all defective equipment from any cause whatsoever.
- Maintain in stock at all times a sufficient amount of materials and equipment to provide effective temporary and permanent repairs.
- Provide immediate corrective action when any part or parts of the system fail to function properly. Two far side heads facing each approach shall be considered the minimum acceptable signal operation pending permanent repairs. A near right signal must also be maintained. When repairs at a signalized intersection require that the controller be disconnected or otherwise removed from normal

DEVON AVENUE AND TONNE ROAD/WOOD DALE ROAD INTERSECTION RESURFACING
SECTION NO. 23-00080-00-RS
VILLAGE OF ELK GROVE VILLAGE

operation, and power is available, the Contractor shall place the traffic signal installation on flashing operation. The signals shall flash RED for all directions unless a different indication has been specified by the Engineer. The Contractor is required to place stop signs (R1-1-36) at each approach to the intersection as a temporary means of regulating traffic. When the signals operate in flash, the Contractor shall furnish and equip all his vehicles assigned to the maintenance of traffic signal installations with a sufficient number of Stop Signs as specified herein. The Contractor shall maintain sufficient number of spare Stop Signs in stock at all times to replace Stop Signs which may be damaged or stolen.

- Replace defective or damaged equipment. If the proper sequence with full detection cannot be obtained immediately, a controller which will provide the proper sequence and full detection shall be installed within twelve (12) hours of removal of the original controller.
- The Contractor shall be required to maintain the existing type of equipment and sequence of operations during the period that the original control equipment is being overhauled
- Provide the Engineer with the names, addresses, and telephone numbers of two (2) persons qualified and assigned to the maintenance of the traffic signal installation. These people must be made available 24 hours per day, each day of the year for emergency calls by the Engineer.
- Respond to all emergency calls from the Department or others within one hour after notification and provide immediate corrective action. When equipment has been damaged or becomes faulty beyond repair, the Contractor shall replace it with new and identical equipment. The cost of furnishing and installing the replaced equipment shall be borne by the Contractor at no additional charge to the State or County. The Contractor may institute action to recover damages from a responsible third party. If at any time the Contractor fails to perform all work as specified herein to keep the traffic signal installation in proper operating condition or if the Engineer cannot contact the Contractor's designated personnel, the Engineer shall have the State's or the County's Electrical Maintenance Contractor perform the maintenance work required. The State's or County's Electrical Maintenance Contractor shall bill the Contractor for the total cost of the work. The Contractor shall be responsible for all of the Electrical Maintenance Contractor's cost and liquidated damages of \$1000 per day per occurrence. The contractor shall pay this bill within thirty (30) days of the date of receipt of the invoice or the cost of such work will be deducted from the amount due the Contractor. The Contractor shall allow the Electrical Maintenance Contractor to make reviews of the Existing Traffic Signal Installation that has been transferred to the Contractor for Maintenance.
- Traffic signal equipment which is lost or not returned to the Department for any reason shall be replaced with new equipment meeting the requirements of the Standard Specifications and these special provisions.
- Any proposed activity in the vicinity of a highway-rail grade crossing must adhere to the guidelines set forth in the current edition of the Manual on Uniform Traffic Control Devices (MUTCD) regarding work

DEVON AVENUE AND TONNE ROAD/WOOD DALE ROAD INTERSECTION RESURFACING
SECTION NO. 23-00080-00-RS
VILLAGE OF ELK GROVE VILLAGE

in temporary traffic control zones in the vicinity of highway-rail grade crossings which states that lane restrictions, flagging, or other operations shall not create conditions where vehicles can be queued across the railroad tracks. If the queuing of vehicles across the tracks cannot be avoided, a uniformed law enforcement officer or flagger shall be provided at the crossing to prevent vehicles from stopping on the tracks, even if automatic warning devices are in place.

- Equipment included in this item that is damaged or not operating properly from any cause shall be replaced with new equipment meeting current District One traffic signal specifications and provided by the Contractor at no additional cost to the Contract and/or owner of the traffic signal system, all as approved by the Engineer. Final replacement of damaged equipment must meet the approval of the Engineer prior to or at the time of final inspection otherwise the traffic signal installation will not be accepted. Cable splices outside the controller cabinet shall not be allowed.
- Automatic Traffic Enforcement equipment, such as Red-Light Enforcement cameras, detectors, and peripheral equipment, damaged or not operating properly from any cause, shall be the responsibility of the municipality or the Automatic Traffic Enforcement Company per Permit agreement.
- The Contractor shall be responsible to clear snow, ice, dirt, debris or other condition that obstructs visibility of any traffic signal display.
- The Contractor shall maintain the traffic signal in normal operation during short or long-term loss of utility or battery back-up power at critical locations designated by the Engineer. Critical locations may include traffic signals interconnected to railroad warning devices, expressway ramps, intersection with an SRA route, critical corridors or other locations identified by the Engineer. Temporary power to the traffic signal must meet applicable NEC and OSHA guidelines and may include portable generators and/or replacement batteries.
- Temporary replacement of damaged or knockdown of a mast arm pole assembly shall require construction of a full or partial span wire signal installation or other method approved by the Engineer to assure signal heads are located overhead and over traveled pavement. Temporary replacement of mast arm mount signals with post mount signals will not be permitted.
- Any shutdown of the traffic signal installation, which exceeds fifteen (15) minutes, must have prior approval of the Engineer. Approval to shut down the traffic signal installation will only be granted during the period extending from 10:00 a.m. to 3:00 p.m. on weekdays. Shutdowns shall not be allowed during inclement weather or holiday periods.

Basis of Payment. This work will be paid for at the contract unit price EACH for MAINTENANCE OF EXISTING TRAFFIC SIGNAL INSTALLATION, which price shall be payment in full for all materials, equipment, and labor necessary to maintain the existing traffic signals. Each intersection shall be paid for separately. Maintenance of a standalone and or not connected flashing beacon shall be paid for at the contract unit price EACH for MAINTENANCE OF EXISTING FLASHING BEACON INSTALLATION. Each flashing beacon will be paid for separately. Following the completion of the traffic signal maintenance transfer to the

DEVON AVENUE AND TONNE ROAD/WOOD DALE ROAD INTERSECTION RESURFACING
SECTION NO. 23-00080-00-RS
VILLAGE OF ELK GROVE VILLAGE

Contractor, 30 percent of the bid price will be paid. Following the traffic signal maintenance transfer to County, state and/or local agency, 30 percent of the bid price will be paid. The remaining 40 percent will be paid when all items on the punch list are done to the satisfaction of the engineer.

SPECIAL PROVISION FOR TEMPORARY TRAFFIC SIGNAL TIMING (CCDOH)

Effective: 7/1/16

Revised: 4/26/19 (added sentence to first paragraph to include proposed timings, based on review comment from CCDOH to "include permanent traffic signal condition")

Description. This work shall consist of developing and maintaining appropriate traffic signal timings for the specified intersection for the duration of the temporary signalized condition, as well as impact to existing traffic signal timings caused by detours or other temporary conditions. This item shall also include developing and implementing the timings for a proposed traffic signal installation that is not part of a closed loop system.

All timings and adjustments necessary for this work shall be performed by an approved Consultant who has previous experience in optimizing Closed Loop Traffic signal Systems for the County. The Contractor shall contact the Traffic Signal Engineer at (312) 603-1730 for a listing of approved Consultants.

The following tasks are associated with TEMPORARY TRAFFIC SIGNAL TIMING.

- (a) Consultant shall attend temporary traffic signal inspection (turn-on) and/or detour meeting, if needed and conduct on-site implementation of the traffic signal timings.
- (b) Make fine-tuning adjustments to the timings in the field to alleviate observed adverse operating conditions and to enhance operations.
- (c) Consultant shall provide monthly observation of traffic signal operations in the field.
- (d) Consultant shall provide on-site consultation and adjust timings as necessary for construction stage changes, temporary traffic signal phase changes, and any other conditions affecting timing and phasing, including lane closures, detours, and other construction activities.
- (e) Consultant shall make timing adjustments and prepare comment responses as directed by the Traffic Signal Engineer.
- (f) Return original timing plan once construction is complete.

Basis of Payment. The work shall be paid for at the contract unit price EACH for TEMPORARY TRAFFIC SIGNAL TIMING, which price shall be payment in full for performing all work described herein per intersection. When the temporary traffic signal installation is turned on and/or detour implemented, 50 percent of the bid price will be paid. The remaining 50 percent of the bid price will be paid following the removal of the temporary traffic signal installation and/or detour.

SPECIAL PROVISION FOR MODIFY EXISTING CONTROLLER CABINET (CCDOETH)

Effective: 7/1/16

Revised: 4/26/19 (changed pay item name to match IDOT, other minor revisions)

The work shall consist of modifying an existing controller cabinet as follows:

- (a) Uninterruptable Power Supply (UPS). The addition of uninterruptable power supply (UPS) to an existing controller cabinet could require the relocation of the existing controller cabinet items to allow for the installation of the uninterruptable power supply (UPS) components inside the existing controller cabinet as outlined under section 862 and 1074.04 of the Standard Specifications.
- (b) Light Emitting Diode (LED) Signal Heads, Light Emitting Diode (LED) Optically Programmed Signal Heads and Light Emitting Diode (LED) Pedestrian Signal Heads. The contractor shall verify that the existing load switches meet the requirements of Section 1074.03(b)(2) of the Standard Specifications and the recommended load requirements of the light emitting diode (LED) signal heads that are being installed at the existing traffic signal. If any of the existing load switches do not meet these requirements, they shall be replaced, as directed by the Engineer.
- (c) Light Emitting Diode (LED), Signal Head, Retrofit. The contractor shall verify that the existing load switches meet the requirements of Section 1074.03(b)(2) of the Standard Specifications and the recommended load requirements of light emitting diode (LED) traffic signal modules, pedestrian signal modules, and pedestrian countdown signal modules as specified in the plans. If any of the existing load switches do not meet these requirements, they shall be replaced, as directed by the Engineer.
- (d) This item shall include the upgrade of all non-railroad controller software to the latest version available at the time of the signal TURN-ON.

Basis of Payment. Modifying an existing controller cabinet will be paid for at the contract unit price per EACH for MODIFY EXISTING CONTROLLER CABINET. This shall include all material and labor required to complete the work as described above, the removal and disposal of all items removed from the controller cabinet, as directed by the Engineer. The equipment for the Uninterruptable Power Supply (UPS) and labor to install it in the existing controller cabinet shall be included in the pay item for the Uninterruptable Power Supply. Modifying an existing controller will be paid at the contract unit price per EACH for MODIFY EXISTING CONTROLLER, per Section 895.04 and 895.08 of the standard Specifications.

SPECIAL PROVISION FOR ACCESSIBLE PEDESTRIAN SIGNALS (CCDOETH)

Effective: 7/1/16

Revised: 4/26/19 (minor revisions to Basis of Payment and sign labels)

Description.

This work shall consist of furnishing and installing pedestrian push button accessible pedestrian signals (APS) type. Each APS shall consist of an interactive vibrotactile pedestrian pushbutton with speaker, an informational sign, a light emitting diode (LED) indicator light, a solid state electronic control board, a power supply, wiring, and mounting hardware. The APS shall meet the requirements

DEVON AVENUE AND TONNE ROAD/WOOD DALE ROAD INTERSECTION RESURFACING
SECTION NO. 23-00080-00-RS
VILLAGE OF ELK GROVE VILLAGE

of the MUTCD and Sections 801 and 888 of the Standard Specifications, except as modified herein.

Electrical Requirements.

The APS shall operate with systems providing 95 to 130 VAC, 60 Hz and throughout an ambient air temperature range of -29 to +160 °F (-34 to +70 °C).

The APS shall contain a power protection circuit consisting of both fuse and transient protection.

Audible Indications.

A pushbutton locator tone shall sound at each pushbutton with volume settings a maximum of 5 dBA louder than ambient sound.

If two accessible pedestrian pushbuttons are placed less than 10 ft (3 m) apart or placed on the same pole, the audible walk indication shall be a speech walk message.

A clear, verbal message shall be used to communicate the pedestrian walk interval. This message shall sound throughout the WALK interval only. The verbal message shall be modeled after: "Street Name." Walk Sign is on to cross "Street Name." No other messages shall be used to denote the WALK interval.

Where two accessible pedestrian pushbuttons are separated by at least 10 ft (3 m), the walk indication shall be an audible percussive tone. It shall repeat at 8 to 10 ticks per second with a dominant frequency of 880 Hz.

Automatic volume adjustments in response to ambient traffic sound level shall be provided up to a maximum volume of 100 dBA. Locator tone and verbal messages shall be no more than 5 dB louder than ambient sound.

Pedestrian Pushbutton.

Pedestrian pushbuttons shall be at least 2 in. (50 mm) in diameter or width. The force required to activate the pushbutton shall be no greater than 3.5 lb (15.5 N).

A red LED indicator shall be located on or near the pushbutton which, when activated, acknowledges the pedestrians request to cross the street. The recorded messages and roadway designations shall be confirmed with the engineer and included with submitted product data.


Signage.

A sign shall be located immediately above the pedestrian pushbutton and parallel to the crosswalk controlled by the pushbutton. The sign shall be one of the following standard MUTCD designs: R10-3b, R10-3d, or R10-3e.

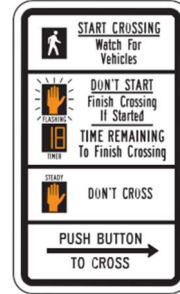
DEVON AVENUE AND TONNE ROAD/WOOD DALE ROAD INTERSECTION RESURFACING
SECTION NO. 23-00080-00-RS
VILLAGE OF ELK GROVE VILLAGE



R10-3b



R10-3d



R10-3e

Tactile Arrow.

A tactile arrow, pointing in the direction of travel controlled by a pushbutton, shall be provided either on the pushbutton or its sign.

Vibrotactile Feature.

The pushbutton shall pulse when depressed and shall vibrate continuously throughout the WALK interval.

Training.

The Contractor shall provide APS onsite training for Department personnel and person(s) or group that requested the installation of the APS. APS features and operation shall be demonstrated during the training. The training shall be presented by the APS equipment supplier. Time, date, and location of the training and demonstration shall be coordinated with the Engineer.

Basis of Payment.

This work will be paid for at the contract unit price EACH for a pedestrian push-button, ACCESSIBLE PEDESTRIAN SIGNAL type and shall include furnishing, installation, mounting hardware, message programming, and training.

STATUS OF UTILITIES (D1)

Effective: June 1, 2016

Revised: January 1, 2020

Utility companies and/or municipal owners located within the construction limits of this project have provided the following information regarding their facilities and the proposed improvements. The tables below contain a description of specific conflicts to be resolved and/or facilities which will require some action on the part of the Department's contractor to proceed with work. Each table entry includes an identification of the action necessary and, if applicable, the estimated duration required for the resolution.

UTILITIES TO BE ADJUSTED

Conflicts noted below have been identified by following the suggested staging plan included in the contract. The company has been notified of all conflicts and will be required to obtain the necessary permits to complete their work; in some instances, resolution will be a function of the construction staging. The responsible agency must relocate, or complete new installations as noted below; this work has been deemed necessary to be complete for the Department's contractor to then work in the stage under which the item has been listed.

Pre-Stage

DEVON AVENUE AND TONNE ROAD/WOOD DALE ROAD INTERSECTION RESURFACING
SECTION NO. 23-00080-00-RS
VILLAGE OF ELK GROVE VILLAGE

No conflicts to be resolved.

Stage 1

STAGE / LOCATION	TYPE	DESCRIPTION	RESPONSIBLE AGENCY	DURATION OF TIME
Sta. 2+39 RT Sta. 4+50 RT Sta. 5+19 RT Sta. 5+25 RT MED Sta. 5+33 MED Sta. 6+26 RT Sta. 6+31 RT MED Sta. 16+52 RT Sta. 16+53 MED Sta. 17+47 RT Sta.18+21 RT Sta. 18+48 MED Sta. 100+99 LT Sta. 102+30 LT Sta. 102+47 RT Sta. 104+17 LT Sta. 104+18 RT	Catch Basin	Catch basins are in conflict with proposed resurfacing and sidewalk replacement.	Elk Grove Village (work to be completed by contractor)	3 day installation
Sta. 6+31 Med Sta. 101+08 RT	Inlet	Inlets are in conflict with proposed curb and gutter replacement.	Elk Grove Village (work to be completed by contractor)	0.5 day installation
Sta. 6+19 RT Sta. 8+19 RT Sta. 11+69 RT Sta. 101+08 RT Sta. 102+33 RT Sta. 102+40 RT	Storm Manhole	Storm manholes are in conflict with proposed resurfacing and sidewalk replacement	Elk Grove Village (work to be completed by contractor)	1 day installation
Sta. 11+21 LT Sta. 17+43 RT Sta. 102+40 RT	Sanitary Manhole	Sanitary manholes are in conflict with proposed resurfacing and sidewalk replacement	Elk Grove Village (work to be completed by contractor)	1 day installation
Sta. 9+95 LT	Valve Vault	Valve Vault is in conflict with proposed resurfacing.	Elk Grove Village (work to be completed by contractor)	0.5 day installation
Sta. 10+08 LT	Valve Box	Valve boxes are in conflict with proposed resurfacing.	Elk Grove Village (work to be completed by contractor)	0.5 day installation
Sta. 20+85 LT	Handhole	Handhole is in conflict with the proposed resurfacing	Cook County Department of Highways and Transportation (work to be completed by contractor)	0.5 day installation

DEVON AVENUE AND TONNE ROAD/WOOD DALE ROAD INTERSECTION RESURFACING
SECTION NO. 23-00080-00-RS
VILLAGE OF ELK GROVE VILLAGE

Sta. 19+89 RT	Double Handhole	Double handhole is in conflict with the proposed sidewalk removal and replacement	Cook County Department of Highways and Transportation (work to be completed by contractor)	0.5 day installation
Sta. 11+21 LT	Junction Box	Junction box is in conflict with proposed resurfacing.	ComEd	0.5 day installation
Sta. 101+06 LT	Junction Box	Junction box is in conflict with proposed resurfacing.	AT&T	0.5 day installation

Stage 2

No conflicts to be resolved.

Pre-Stage: 0 Days Total Installation

Stage 1: 8.5 Days Total Installation

Stage 2: 0 Days Total Installation

The following contact information is what was used during the preparation of the plans as provided by the Agency/Company responsible for resolution of the conflict.

Agency/Company Responsible to Resolve Conflict	Name of contact	Phone	E-mail address
Astound	Juan J. Del Real	312-955-2020	juan.delreal@astound.com
ATT	Kari Martin	630-573-5789	km2618@att.com
Comcast	Ted Wyman	224-229-5850	Ted_Wyman@comcast.com
ComEd	Frank Costanzo	630-396-8224	FrankCostanzo@usicllc.com
Crown Castle	Kelly Klinefelter	724-743-6085	Kelly.Klinefelter@crowncastle.com
DuPage County DOT	Jeremy Lee	630-407-6884	Jeremy.Lee@dupageco.org
Everstream	Gino Esposito	224-423-2909	gesposito@everstream.net
Lumen	Leslie Dingman		Leslie.Dingman@Lumen.com
MCI/Verizon			investigations@verizon.com
Nicor	Charles M. "Chip" Parrott	630-388-3319	cparrot@southernco.com
Village of Elk Grove	Bryan Grippo	847-734-8048	bgrippo@elkgrove.org
VINAKOM	Mauli Patel	847-882-8200	Mauli.patel@vinakom.com
Zayo Fiber	John Ferraresi	312-216-0450	john.ferraresi@zayo.com

UTILITIES TO BE WATCHED AND PROTECTED

The areas of concern noted below have been identified by following the suggested staging plan included for the contract. The information provided is not a comprehensive list of all remaining utilities, but those which during coordination were identified as ones which might require the Department's contractor to

DEVON AVENUE AND TONNE ROAD/WOOD DALE ROAD INTERSECTION RESURFACING
SECTION NO. 23-00080-00-RS
VILLAGE OF ELK GROVE VILLAGE

take into consideration when making the determination of the means and methods that would be required to construct the proposed improvement. In some instances, the contractor will be responsible to notify the owner in advance of the work to take place so necessary staffing on the owner's part can be secured.

Pre-Stage

No facilities requiring extra consideration.

Stage 1

STAGE / LOCATION	TYPE	DESCRIPTION	OWNER
Sta. 18+90 to Sta. 29+05 RT Sta. 18+90 to Sta. 20+10 LT Sta. 100+50 to Sta. 105+95 LT (Tonne Road)	Fiber Optic cable	Fiber optic cable in duct running along the north and south sides of Devon Avenue, and the west side of Tonne Road. This facility should be watched and protected.	Zayo Fiber

Stage 2

No facilities requiring extra consideration.

The following contact information is what was used during the preparation of the plans as provided by the owner of the facility.

Agency/Company Responsible to Resolve Conflict	Name of contact	Phone	E-mail address
Astound	Juan J. Del Real	312-955-2020	juan.delreal@astound.com
ATT	Kari Martin	630-573-5789	km2618@att.com
Comcast	Ted Wyman	224-229-5850	Ted_Wyman@comcast.com
ComEd	Frank Costanzo	630-396-8224	FrankCostanzo@usicllc.com
Crown Castle	Kelly Klinefelter	724-743-6085	Kelly.Klinefelter@crowncastle.com
DuPage County DOT	Jeremy Lee	630-407-6884	Jeremy.Lee@dupageco.org
Everstream	Gino Esposito	224-423-2909	gesposito@everstream.net
Lumen	Leslie Dingman		Leslie.Dingman@Lumen.com
MCI/Verizon			investigations@verizon.com
Nicor	Charles M. "Chip" Parrott	630-388-3319	cparrot@southernco.com
Village of Elk Grove	Bryan Grippo	847-734-8048	bgrippo@elkgrove.org
VINAKOM	Mauli Patel	847-882-8200	Mauli.patel@vinakom.com
Zayo Fiber	John Ferraresi	312-216-0450	john.ferraresi@zayo.com

The above represents the best information available to the Department and is included for the convenience of the bidder. The days required for conflict resolution should be considered in the bid as this information has also been factored into the timeline identified for the project when setting the

DEVON AVENUE AND TONNE ROAD/WOOD DALE ROAD INTERSECTION RESURFACING
SECTION NO. 23-00080-00-RS
VILLAGE OF ELK GROVE VILLAGE

completion date. The applicable portions of the Standard Specifications for Road and Bridge Construction shall apply.

Estimated duration of time provided above for the first conflicts identified will begin on the date of the executed contract regardless of the status of the utility relocations. The responsible agencies will be working toward resolving subsequent conflicts in conjunction with contractor activities in the number of days noted.

The estimated relocation duration must be part of the progress schedule submitted by the contractor. A utility kickoff meeting will be scheduled between the Department, the Department's contractor and the utility companies when necessary. The Department's contractor is responsible for contacting J.U.L.I.E. prior to all excavation work.

PUBLIC CONVENIENCE AND SAFETY (D1)

Effective: May 1, 2012

Revised: July 15, 2012

Add the following to the end of the fourth paragraph of Article 107.09:

"If the holiday is on a Saturday or Sunday, and is legally observed on a Friday or Monday, the length of Holiday Period for Monday or Friday shall apply."

Add the following sentence after the Holiday Period table in the fourth paragraph of Article 107.09:

"The Length of Holiday Period for Thanksgiving shall be from 5:00 AM the Wednesday prior to 11:59 PM the Sunday After"

Delete the fifth paragraph of Article 107.09 of the Standard Specifications:

"On weekends, excluding holidays, roadways with Average Daily Traffic of 25,000 or greater, all lanes shall be open to traffic from 3:00 P.M. Friday to midnight Sunday except where structure construction or major rehabilitation makes it impractical."

MAINTENANCE OF ROADWAYS (D1)

Effective: September 30, 1985

Revised: November 1, 1996

Beginning on the date that work begins on this project, the Contractor shall assume responsibility for normal maintenance of all existing roadways within the limits of the improvement. This normal maintenance shall include all repair work deemed necessary by the Engineer, but shall not include snow removal operations. Traffic control and protection for maintenance of roadways will be provided by the Contractor as required by the Engineer.

If items of work have not been provided in the contract, or otherwise specified for payment, such items, including the accompanying traffic control and protection required by the Engineer, will be paid for in accordance with Article 109.04 of the Standard Specifications.

KEEPING ARTERIAL ROADWAYS OPEN TO TRAFFIC (LANE CLOSURES ONLY)

Effective: January 22, 2003

Revised: August 10, 2017

The Contractor shall provide the necessary traffic control devices to warn the public and to delineate the work zone as required in these Special Provisions, the Standard Specifications, the State Standards, and the District Details.

Arterial lane closures shall be in accordance with the Standard Specifications, Highway Standards, District Details, and the direction of the Engineer. The Contractor shall request and gain approval from the Engineer seventy-two (72) hours in advance of all long-term (24 hrs. or longer) lane closures.

Arterial lane closures not shown in the staging plans will not be permitted during **peak traffic volume hours**.

Peak traffic volume hours are defined as weekdays (Monday through Friday) from **6:00 AM to 9:00 AM and 3:00 PM to 6:00 PM**.

Private vehicles shall not be parked in the work zone. Contractor's equipment and/or vehicles shall not be parked on the shoulders or in the median during non-working hours. The parking of equipment and/or vehicles on State right-of-way will only be permitted at locations approved by the Engineer in accordance with Articles 701.08 and 701.11 of the Standard Specifications.

Should the Contractor fail to completely open and keep open all the traffic lanes to traffic in accordance with the limitations specified above, the Contractor shall be liable to the Department for the amount of:

One lane or ramp blocked = \$ 1,000

Two lanes blocked = \$ 2,500

Not as a penalty but as liquidated and ascertained damages for each and every 15 minute interval or a portion thereof that a lane is blocked outside the allowable time limitations. Such damages may be deducted by the Department from any monies due the Contractor. These damages shall apply during the contract time and during any extensions of the contract time.

AVAILABLE REPORTS (D1 LR)

Effective: July 1, 2021

No project specific reports were prepared.

When applicable, the following checked reports and record information is available for Bidders' reference upon request:

Record structural plans

Preliminary Site Investigation (PSI) (IDOT ROW)

DEVON AVENUE AND TONNE ROAD/WOOD DALE ROAD INTERSECTION RESURFACING
SECTION NO. 23-00080-00-RS
VILLAGE OF ELK GROVE VILLAGE

- Preliminary Site Investigation (PSI) (Local ROW)
- Preliminary Environmental Site Assessment (PESA) (IDOT ROW)
- Preliminary Environmental Site Assessment (PESA) (Local ROW)
- Soils/Geotechnical Report
- Boring Logs
- Pavement Cores
- Location Drainage Study (LDS)
- Hydraulic Report
- Noise Analysis
- Other:

Those seeking these reports should request access from:

Mr. Eric Schmidt, P.E.
Senior Engineer
Village of Elk Grove Village
847-734-8079
ESchmidt@elkgrove.org

HOT-MIX ASPHALT BINDER AND SURFACE COURSE (D1)

Effective: November 1, 2019

Revised: January 1, 2025

Revise Article 1004.03(c) to read:

“(c) Gradation. The coarse aggregate gradations shall be as listed in the following table.

Use	Size/Application	Gradation No.
Class A-1, A-2, & A-3	3/8 in. (10 mm) Seal	CA 16 or CA 20
Class A-1	1/2 in. (13 mm) Seal	CA 15
Class A-2 & A-3	Cover Coat	CA 14
HMA High ESAL	IL-19.0; Stabilized Subbase IL-19.0	CA 11 ^{1/}
	SMA 12.5 ^{2/}	CA 13 ^{4/} , CA 14, or CA 16
	SMA 9.5 ^{2/}	CA 13 ^{3/4/} or CA 16 ^{3/}
	IL-9.5	CA 16, CM 13 ^{4/}
	IL-9.5FG	CA 16

DEVON AVENUE AND TONNE ROAD/WOOD DALE ROAD INTERSECTION RESURFACING
SECTION NO. 23-00080-00-RS
VILLAGE OF ELK GROVE VILLAGE

HMA Low ESAL	IL-19.0L	CA 11 ^{1/}
	IL-9.5L	CA 16

- 1/ CA 16 or CA 13 may be blended with the CA 11.
- 2/ The coarse aggregates used shall be capable of being combined with the fine aggregates and mineral filler to meet the approved mix design and the mix requirements noted herein.
- 3/ The specified coarse aggregate gradations may be blended.
- 4/ CA 13 shall be 100 percent passing the 1/2 in. (12.5mm) sieve.”

Revise Article 1004.03(e) of the Standard Specifications to read:

“(e) Absorption. For SMA the coarse aggregate shall also have water absorption ≤ 2.0 percent.”

Revise the “High ESAL” portion of the table in Article 1030.01 to read:

“High ESAL	Binder Courses	IL-19.0, IL-9.5, IL-9.5FG, IL-4.75, SMA 12.5, Stabilized Subbase IL-19.0
	Surface Courses	IL-9.5, IL-9.5FG, SMA 12.5, SMA 9.5”

Revise Note 2. and add Note 6 to Article 1030.02 of the Standard Specifications to read:

“Item	Article/Section
(g) Performance Graded Asphalt Binder (Note 6)	1032
(h) Fibers (Note 2)	

Note 2. A stabilizing additive such as cellulose or mineral fiber shall be added to the SMA mixture according to Illinois Modified AASHTO M 325. The stabilizing additive shall meet the Fiber Quality Requirements listed in Illinois Modified AASHTO M 325. Prior to approval and use of fibers, the Contractor shall submit a notarized certification by the producer of these materials stating they meet these requirements. Reclaimed Asphalt Shingles (RAS) may be used in Stone Matrix Asphalt (SMA) mixtures designed with an SBA polymer modifier as a fiber additive if the mix design with RAS included meets AASHTO T305 requirements. The RAS shall be from a certified source that produces either Type I or Type 2. Material shall meet requirements noted herein and the actual dosage rate will be determined by the Engineer.

Note 6. The asphalt binder shall be an SBS PG 76-28 when the SMA is used on a full-depth asphalt pavement and SBS PG 76-22 when used as an overlay, except where modified herein. The asphalt binder shall be a SBS PG 76-22 for IL-4.75, except where modified herein.”

Revise table in Article 1030.05(a) of the Standard Specifications to read:

DEVON AVENUE AND TONNE ROAD/WOOD DALE ROAD INTERSECTION RESURFACING
SECTION NO. 23-00080-00-RS
VILLAGE OF ELK GROVE VILLAGE

"MIXTURE COMPOSITION (% PASSING) ^{1/}												
Sieve Size	IL-19.0 mm		SMA 12.5		SMA 9.5		IL-9.5mm		IL-9.5FG		IL-4.75 mm	
	min	max	min	max	min	max	min	max	min	max	min	max
1 1/2 in. (37.5 mm)												
1 in. (25 mm)		100										
3/4 in. (19 mm)	90	100		100								
1/2 in. (12.5 mm)	75	89	80	100		100		100		100		100
3/8 in. (9.5 mm)				65	90	100	90	100	90	100		100
#4 (4.75 mm)	40	60	20	30	36	50	34	69	60	75 ^{6/}	90	100
#8 (2.36 mm)	20	42	16	24 ^{4/}	16	32 ^{4/}	34 ^{5/}	52 ^{2/}	45	60 ^{6/}	70	90
#16 (1.18 mm)	15	30					10	32	25	40	50	65
#30 (600 μm)			12	16	12	18			15	30		
#50 (300 μm)	6	15					4	15	8	15	15	30
#100 (150 μm)	4	9					3	10	6	10	10	18
#200 (75 μm)	3.0	6.0	7.0	9.0 ^{3/}	7.5	9.5 ^{3/}	4.0	6.0	4.0	6.5	7.0	9.0 ^{3/}
#635 (20 μm)			≤ 3.0		≤ 3.0							
Ratio Dust/Asphalt Binder		1.0		1.5		1.5		1.0		1.0		1.0

- 1/ Based on percent of total aggregate weight.
- 2/ The mixture composition shall not exceed 44 percent passing the #8 (2.36 mm) sieve for surface courses with $N_{design} = 90$.
- 3/ Additional minus No. 200 (0.075 mm) material required by the mix design shall be mineral filler, unless otherwise approved by the Engineer.
- 4/ When establishing the Adjusted Job Mix Formula (AJMF) the percent passing the #8 (2.36 mm) sieve shall not be adjusted above the percentage stated on the table.
- 5/ When establishing the Adjusted Job Mix Formula (AJMF) the percent passing the #8 (2.36 mm) sieve shall not be adjusted below 34 percent.
- 6/ When the mixture is used as a binder, the maximum shall be increased by 0.5 percent passing."

DEVON AVENUE AND TONNE ROAD/WOOD DALE ROAD INTERSECTION RESURFACING
SECTION NO. 23-00080-00-RS
VILLAGE OF ELK GROVE VILLAGE

Revise Article 1030.05(b) of the Standard Specifications to read:

(b) Volumetric Requirements. The target value for the air voids of the HMA shall be 4.0 percent, for IL-4.75 and SMA mixtures it shall be 3.5 percent and for Stabilized Subbase it shall be 3.0 percent at the design number of gyrations. The voids in the mineral aggregate (VMA) and voids filled with asphalt binder (VFA) of the HMA design shall be based on the nominal maximum size of the aggregate in the mix and shall conform to the following requirements.

Mix Design	Voids in the Mineral Aggregate (VMA), % Minimum for N _{design}				
	30	50	70	80	90
IL-19.0		13.5	13.5		13.5
IL-9.5		15.0	15.0		
IL-9.5FG		15.0	15.0		
IL-4.75 ^{1/}		18.5			
SMA-12.5 ^{1/2/5/}				17.0 ^{3/} /16.0 ^{4/}	
SMA-9.5 ^{1/2/5/}				17.0 ^{3/} /16.0 ^{4/}	
IL-19.0L	13.5				
IL-9.5L	15.0				

- 1/ Maximum draindown shall be 0.3 percent according to Illinois Modified AASHTO T 305.
- 2/ The draindown shall be determined at the JMF asphalt binder content at the mixing temperature plus 30°F.
- 3/ Applies when specific gravity of coarse aggregate is ≥ 2.760 .
- 4/ Applies when specific gravity of coarse aggregate is < 2.760 .
- 5/ For surface course, the coarse aggregate can be crushed steel slag, crystalline crushed stone or crushed sandstone. For binder course, coarse aggregate shall be crushed stone (dolomite), crushed gravel, crystalline crushed stone, or crushed sandstone”

Revise the last paragraph of Article 1102.01 (a) (5) of the Standard Specifications to read:

“IL-4.75 and Stone Matrix Asphalt (SMA) mixtures which contain aggregate having absorptions greater than or equal to 2.0 percent, or which contain steel slag sand, shall have minimum surge bin storage plus haul time of 1.5 hours.”

Revise the first and second paragraphs of Articles 1030.06(c)(2) of the Standard Specifications to read:

DEVON AVENUE AND TONNE ROAD/WOOD DALE ROAD INTERSECTION RESURFACING
SECTION NO. 23-00080-00-RS
VILLAGE OF ELK GROVE VILLAGE

“(2) Personnel. The Contractor shall provide a QC Manager who shall have overall responsibility and authority for quality control. This individual shall maintain active certification as a Hot-Mix Asphalt Level II technician.

In addition to the QC Manager, the Contractor shall provide sufficient personnel to perform the required visual inspections, sampling, testing, and documentation in a timely manner. Mix designs shall be developed by personnel with an active certification as a Hot-Mix Asphalt Level III technician. Technicians performing mix design testing and plant sampling/testing shall maintain active certification as a Hot-Mix Asphalt Level I technician. The Contractor may provide a technician trainee who has successfully completed the Department’s “Hot-Mix Asphalt Trainee Course” to assist in the activities completed by a Hot-Mix Asphalt Level I technician for a period of one year after the course completion date. The Contractor may also provide a Gradation Technician who has successfully completed the Department’s "Gradation Technician Course" to run gradation tests only under the supervision of a Hot-Mix Asphalt Level II Technician. The Contractor shall provide a Hot-Mix Asphalt Density Tester who has successfully completed the Department's "Nuclear Density Testing" course to run all nuclear density tests on the job site.”

Add Article 1030.06(d)(3) to the Standard Specifications to read:

“(3) The Contractor shall take possession of any Department unused backup or dispute resolution HMA mixture samples or density specimens upon notification by the Engineer. The Contractor shall collect the HMA mixture samples or density specimens from the location designated by the Engineer. The HMA mixture samples or density specimens may be added to RAP stockpiles according to Section 1031.”

Revise the second paragraph of Articles 1030.07(a)(11) and 1030.08(a)(9) of the Standard Specifications to read:

“When establishing the target density, the HMA maximum theoretical specific gravity (G_{mm}) will be based on the running average of four available Department test results for that project. If less than four G_{mm} test results are available, an average of all available Department test results for that project will be used. The initial G_{mm} will be the last available Department test result from a QMP project. If there is no available Department test result from a QMP project, the Department mix design verification test result will be used as the initial G_{mm} .”

Revise the following table and notes in Article 1030.09 (c) of the Standard Specifications to read:

CONTROL LIMITS						
Parameter	IL-19.0, IL-9.5, IL-9.5FG, IL-19.0L, IL- 9.5L		SMA-12.5, SMA-9.5		IL-4.75	
	Individual Test	Moving Avg. of 4	Individual Test	Moving Avg. of 4	Individual Test	Moving Avg. of 4
% Passing: ^{1/}						
1/2 in. (12.5 mm)	± 6 %	± 4 %	± 6 %	± 4 %		
3/8 in. (9.5mm)			± 4 %	± 3 %		

DEVON AVENUE AND TONNE ROAD/WOOD DALE ROAD INTERSECTION RESURFACING
SECTION NO. 23-00080-00-RS
VILLAGE OF ELK GROVE VILLAGE

# 4 (4.75 mm)	± 5 %	± 4 %	± 5 %	± 4 %		
# 8 (2.36 mm)	± 5 %	± 3 %	± 4 %	± 2 %		
# 16 (1.18 mm)			± 4 %	± 2 %	± 4 %	± 3 %
# 30 (600 µm)	± 4 %	± 2.5 %	± 4 %	± 2.5 %		
Total Dust Content # 200 (75 µm)	± 1.5 %	± 1.0 %			± 1.5 %	± 1.0 %
Asphalt Binder Content	± 0.3 %	± 0.2 %	± 0.2 %	± 0.1 %	± 0.3 %	± 0.2 %
Air Voids ^{2/}	± 1.2 %	± 1.0 %	± 1.2 %	± 1.0 %	± 1.2 %	± 1.0 %
Field VMA ^{3/}	-0.7 %	-0.5 %	-0.7 %	-0.5 %	-0.7 %	-0.5 %

- 1/ Based on washed ignition oven or solvent extraction gradation.
- 2/ The air voids target shall be a value equal to or between 3.2 % and 4.8 %.
- 3/ Allowable limit below minimum design VMA requirement.

Revise Article 1030.09(g)(2) of the Standard Specifications to read:

“(2) The Contractor shall complete split verification sample tests listed in the Limits of Precision table in Article 1030.09(h)(1).”

In the Supplemental Specifications, replace the revision for the end of the third paragraph of Article 1030.09(h)(2) with the following:

“When establishing the target density, the HMA maximum theoretical specific gravity (G_{mm}) will be the Department mix design verification test result.”

Add after third sentence of Article 1030.09(b) to read:

“If the Contractor and Engineer agree the nuclear density test method is not appropriate for the mixture, cores shall be taken at random locations determined according to the QC/QA document "Determination of Random Density Test Site Locations". Core densities shall be determined using the Illinois Modified AASHTO T 166 or T 275 procedure.”

Revise Table 1 and Note 4/ of Table 1 in Article 406.07(a) of the Standard Specifications to read:

	Breakdown/Intermediate Roller (one of the following)	Final Roller (one or more of the following)	Density Requirement
IL-9.5, IL-9.5FG, IL-19.0 ^{1/}	$V_D, P, T_B, 3W, O_T, O_B$	V_S, T_B, T_F, O_T	As specified in Section 1030
IL-4.75 and SMA ^{3/} _{4/}	$T_B, 3W, O_T$	$T_F, 3W$	As specified in Section 1030
Mixtures on Bridge Decks ^{2/}	T_B	T_F	As specified in Articles 582.05 and 582.06.

“4/ The Contractor shall provide a minimum of two steel-wheeled tandem rollers (T_B), and/or three-wheel (3W) rollers for breakdown, except one of the (T_B) or (3W) rollers shall be 84 inches (2.14 m) wide

DEVON AVENUE AND TONNE ROAD/WOOD DALE ROAD INTERSECTION RESURFACING
SECTION NO. 23-00080-00-RS
VILLAGE OF ELK GROVE VILLAGE

and a weight of 315 pound per linear inch (PLI) (5.63 kg/mm) and one of the (T_B) or (3W) rollers can be substituted for an oscillatory roller (O_T). T_F rollers shall be a minimum of 280 lb/in. (50 N/mm). The 3W and T_B rollers shall be operated at a uniform speed not to exceed 3 mph (5 km/h), with the drive roll for T_B rollers nearest the paver and maintain an effective rolling distance of not more than 150 ft (45 m) behind the paver.”

Add the following after the fourth paragraph of Article 406.13 (b):

“The plan quantities of SMA mixtures shall be adjusted using the actual approved binder and surface Mix Design’s G_{mb} .”

Revise first paragraph of Article 1030.10 of the Standard Specifications to read:

“A test strip of 300 ton (275 metric tons), except for SMA mixtures it will be 400 ton (363 metric ton), will be required for each mixture on each contract at the beginning of HMA production for each construction year according to the Manual of Test Procedures for Materials “Hot Mix Asphalt Test Strip Procedures”. At the request of the Producer, the Engineer may waive the test strip if previous construction during the current construction year has demonstrated the constructability of the mix using Department test results.”

Revise fourth paragraph of Article 1030.10 of the Standard Specifications to read:

“When a test strip is constructed, the Contractor shall collect and split the mixture according to the document “Hot-Mix Asphalt Test Strip Procedures”. The Engineer, or a representative, shall deliver split sample to the District Laboratory for verification testing. The Contractor shall complete mixture tests stated in Article 1030.09(a). Mixture sampled shall include enough material for the Department to conduct mixture tests detailed in Article 1030.09(a) and in the document “Hot-Mix Asphalt Mixture Design Verification Procedure” Section 3.3. The mixture test results shall meet the requirements of Articles 1030.05(b) and 1030.05(d), except Hamburg wheel tests will only be conducted on High ESAL mixtures during production.”

ADJUSTMENTS AND RECONSTRUCTIONS (D1)

Effective: March 15, 2011

Revised: October 1, 2021

Revise the first paragraph of Article 602.04 to read:

“**602.04 Concrete.** Cast-in-place concrete for structures shall be constructed of Class SI concrete according to the applicable portions of Section 503. Cast-in-place concrete for pavement patching around adjustments and reconstructions shall be constructed of Class PP-2 concrete, unless otherwise noted in the plans, according to the applicable portions of Section 1020.”

Revise the third, fourth and fifth sentences of the second paragraph of Article 602.11(c) to read:

“Castings shall be set to the finished pavement elevation so that no subsequent adjustment will be necessary, and the space around the casting shall be filled with Class PP-2 concrete, unless otherwise noted in the plans, to the elevation of the surface of the base course or binder course. HMA surface or

DEVON AVENUE AND TONNE ROAD/WOOD DALE ROAD INTERSECTION RESURFACING
SECTION NO. 23-00080-00-RS
VILLAGE OF ELK GROVE VILLAGE

binder course material shall not be allowed. The pavement may be opened to traffic according to Article 701.17(e)(3)b.”

Revise Article 603.05 to read:

“603.05 Replacement of Existing Flexible Pavement. After the castings have been adjusted, the surrounding space shall be filled with Class PP-2 concrete, unless otherwise noted in the plans, to the elevation of the surface of the base course or binder course. HMA surface or binder course material shall not be allowed. The pavement may be opened to traffic according to Article 701.17(e)(3)b.”

Revise Article 603.06 to read:

“603.06 Replacement of Existing Rigid Pavement. After the castings have been adjusted, the pavement and HMA that was removed, shall be replaced with Class PP-2 concrete, unless otherwise noted in the plans, not less than 9 in. (225 mm) thick. The pavement may be opened to traffic according to Article 701.17(e)(3)b.

The surface of the Class PP concrete shall be constructed flush with the adjacent surface.”

Revise the first sentence of Article 603.07 to read:

“603.07 Protection Under Traffic. After the casting has been adjusted and the Class PP concrete has been placed, the work shall be protected by a barricade and two lights according to Article 701.17(e)(3)b.”

“603.06 Replacement of Existing Rigid Pavement. After the castings have been adjusted, the pavement and HMA that was removed, shall be replaced with Class PP-1 concrete, unless otherwise noted in the plans, not less than 9 in. (225 mm) thick. The pavement may be opened to traffic according to Article 701.17(e)(3)b.

The surface of the Class PP concrete shall be constructed flush with the adjacent surface.”

Revise the first sentence of Article 603.07 to read:

“603.07 Protection Under Traffic. After the casting has been adjusted and the Class PP concrete has been placed, the work shall be protected by a barricade and two lights according to Article 701.17(e)(3)b.”

DRAINAGE AND INLET PROTECTION UNDER TRAFFIC (D1)Effective: April 1, 2011

Revised: April 2, 2011

Add the following to Article 603.02 of the Standard Specifications:

- “(i) Temporary Hot-Mix Asphalt (HMA) Ramp (Note 1) 1030
- “(j) Temporary Rubber Ramps (Note 2)

Note 1. The HMA shall have maximum aggregate size of 3/8 in. (95 mm).

Note 2. The rubber material shall be according to the following.

DEVON AVENUE AND TONNE ROAD/WOOD DALE ROAD INTERSECTION RESURFACING
SECTION NO. 23-00080-00-RS
VILLAGE OF ELK GROVE VILLAGE

Property	Test Method	Requirement
Durometer Hardness, Shore A	ASTM D 2240	75 ±15
Tensile Strength, psi (kPa)	ASTM D 412	300 (2000) min
Elongation, percent	ASTM D 412	90 min
Specific Gravity	ASTM D 792	1.0 - 1.3
Brittleness, °F (°C)	ASTM D 746	-40 (-40)''

Revise Article 603.07 of the Standard Specifications to read:

“603.07 Protection Under Traffic. After the casting has been adjusted and the Class PP concrete has been placed, the work shall be protected by a barricade and two lights according to Article 701.17(e)(3)b.

When castings are under traffic before the final surfacing operation has been started, properly sized temporary ramps shall be placed around the drainage and/or utility castings according to the following methods.

(a) Temporary Asphalt Ramps. Temporary hot-mix asphalt ramps shall be placed around the casting, flush with its surface and decreasing to a featheredge in a distance of 2 ft (600 mm) around the entire surface of the casting.

(b) Temporary Rubber Ramps. Temporary rubber ramps shall only be used on roadways with permanent posted speeds of 40 mph or less and when the height of the casting to be protected meets the proper sizing requirements for the rubber ramps as shown below.

Dimension	Requirement
Inside Opening	Outside dimensions of casting + 1 in. (25 mm)
Thickness at inside edge	Height of casting ± 1/4 in. (6 mm)
Thickness at outside edge	1/4 in. (6 mm) max.
Width, measured from inside opening to outside edge	8 1/2 in. (215 mm) min

Placement shall be according to the manufacturer’s specifications.

Temporary ramps for castings shall remain in place until surfacing operations are undertaken within the immediate area of the structure. Prior to placing the surface course, the temporary ramp shall be removed. Excess material shall be disposed of according to Article 202.03.”

CURB OR COMBINATION CURB AND GUTTER REMOVAL AND REPLACEMENT (D1)

Effective: November 1, 2020

Revised: September 1, 2022

DEVON AVENUE AND TONNE ROAD/WOOD DALE ROAD INTERSECTION RESURFACING
SECTION NO. 23-00080-00-RS
VILLAGE OF ELK GROVE VILLAGE

Description. This work shall consist of the complete removal and replacement of curb or combination curb and gutter. Work shall be according to Sections 440 and 606 of the Standard Specifications, State Standard 606001, District Detail BD-24 and as directed by the Engineer except as modified herein.

Curb or combination curb and gutter removal and replacement shall match the type of the existing curb or combination curb and gutter. Types may be variable and are to meet existing dimensions and field conditions. Locations of removal and replacement shall be determined by the Resident Engineer at the time of construction.

Unsuitable material to be removed, as directed by the Engineer, shall be replaced with subbase granular material, type B or additional thickness of concrete. Suitable backfill material, when required, shall be replaced as directed by the Engineer.

Epoxy coated tie bars, #6 (20) - 24" (610) long at 24" (610) centers, shall be used except when adjacent to flexible pavement. Longitudinal bars, if encountered, are not to be replaced.

Hot-mix asphalt surface removal on the existing gutter flag, if encountered, shall be included in the removal of the curb and gutter.

Saw cuts shall be according to Article 440.03 of the Standard Specifications.

½" (13) preformed expansion joints shall be used at concrete sidewalks, driveways and medians.

Method of Measurement. Concrete curb removal and replacement, or combination concrete curb and gutter removal and replacement will be measured for payment in feet (meters) along the face of concrete curb. A minimum replacement length of 4 feet is required.

Basis of Payment. This item will be paid for at the contract unit price per foot (meter) for CURB REMOVAL AND REPLACEMENT GREATER THAN 10 FEET or COMBINATION CURB AND GUTTER REMOVAL AND REPLACEMENT GREATER THAN 10 FEET for lengths greater than 10 feet.

This item will be paid at the contract unit price per foot (meter) for CURB REMOVAL AND REPLACEMENT LESS THAN OR EQUAL TO 10 FEET or COMBINATION CURB AND GUTTER REMOVAL AND REPLACEMENT LESS THAN OR EQUAL TO 10 FEET for lengths less than or equal to 10 feet.

Where unsuitable material is encountered in the subgrade or subbase and its removal and replacement is required by the Engineer, such removal and replacement will be paid for according to Article 109.04.

Sidewalk removal, driveway pavement removal and median surface removal will be paid for according to Article 440.08 of the Standard Specifications.

Portland cement concrete sidewalk will be paid for according to Article 424.13 of the Standard Specifications.

Portland cement concrete driveway pavement will be paid for according to Article 423.11 of the Standard Specifications.

DEVON AVENUE AND TONNE ROAD/WOOD DALE ROAD INTERSECTION RESURFACING
SECTION NO. 23-00080-00-RS
VILLAGE OF ELK GROVE VILLAGE

Hot-mix asphalt driveway will be paid for according to Article 355.11 and 406.14 of the Standard Specifications.

Concrete median surface will be paid for according to Article 606.15 of the Standard Specifications.

Topsoil will be paid for according to Article 211.08 of the Standard Specifications.

Sodding will be paid for according to Article 252.13 of the Standard Specifications. Fertilizer for the placement of sod is not required.

TRAFFIC CONTROL PLAN (D1)

Effective: September 30, 1985

Revised: January 1, 2007

Traffic Control shall be according to the applicable sections of the Standard Specifications, the Supplemental Specifications, the "Illinois Manual on Uniform Traffic Control Devices for Streets and Highways", any special details and Highway Standards contained in the plans, and the Special Provisions contained herein.

Special attention is called to Article 107.09 of the Standard Specifications and the following Highway Standards, Details, Quality Standard for Work Zone Traffic Control Devices, Recurring Special Provisions and Special Provisions contained herein, relating to traffic control.

The Contractor shall contact the District One Bureau of Traffic at least 72 hours in advance of beginning work.

STANDARDS:

- 701101-05- OFF-RD OPERATIONS, MULTILANE, 15' TO 24" FROM PAVEMENT EDGE
- 701427-05- LANE CLOSURE, MULTILANE, INTERMITTENT OR MOVING OPER. FOR SPEEDS ≤ 40 MPH
- 701601-09- URBAN LANE CLOSURE, MULTILANE, 1W OR 2W WITH NONTRAVERSABLE MEDIAN
- 701602-10- URBAN LANE CLOSURE, MULTILANE, 2W WITH BIDIRECTIONAL TURN LANE
- 701606-10- URBAN LANE CLOSURE, MULTILANE, 2W WITH MOUNTABLE MEDIAN
- 701701-10- URBAN LANE CLOSURE, MULTILANE INTERSECTION
- 701801-06- SIDEWALK, CORNER OR CROSSWALK CLOSURE
- 701901-10- TRAFFIC CONTROL DEVICES
- 780001-05- TYPICAL PAVEMENT MARKINGS

DETAILS:

URBAN LANE CLOSURE, MULTILANE INTERSECTION, WITH DUAL LEFT TURN LANES (**Traffic control and protection using this detail shall be included in the cost of the pay item TRAFFIC CONTROL AND PROTECTION, STANDARD 701701**)

- (D1) TC-10- TRAFFIC CONTROL AND PROTECTION FOR SIDE ROADS, INTERSECTIONS, AND DRIVEWAYS
- (D1) TC-11-TYPICAL APPLICATIONS RAISED REFLECTIVE PAVEMENT MARKERS (SNOW-PLOW RESISTANT)
- (D1) TC-13- DISTRICT ONE TYPICAL PAVEMENT MARKINGS
- (D1) TC-14-TRAFFIC CONTROL AND PROTECTION (TO REMAIN OPEN TO TRAFFIC)
- (D1) TC-16-SHORT TERM PAVEMENT MARKINGS LETTERS AND SYMBOLS

DEVON AVENUE AND TONNE ROAD/WOOD DALE ROAD INTERSECTION RESURFACING
SECTION NO. 23-00080-00-RS
VILLAGE OF ELK GROVE VILLAGE

(D1) TC-22- ARTERIAL ROAD INFORMATION SIGN
(D1) TC-26- DRIVEWAY ENTRANCE SIGNING

SPECIAL PROVISIONS:

CHANGEABLE MESSAGE SIGN
MAINTENANCE OF ROADWAYS (D1)
PUBLIC CONVENIENCE AND SAFETY (D1)
KEEPING ARTERIAL ROADWAYS OPEN TO TRAFFIC (LANE CLOSURES ONLY)
TEMPORARY INFORMATION SIGNING
Short Term and Temporary Pavement Markings (BDE)
Vehicle and Equipment Warning Lights (BDE)
Work Zone Traffic Control Devices (BDE)

FRICITION AGGREGATE (D1)

Effective: January 1, 2011
Revised: December 1, 2021

Revise Article 1004.03(a) of the Standard Specifications to read:

“1004.03 Coarse Aggregate for Hot-Mix Asphalt (HMA). The aggregate shall be according to Article 1004.01 and the following.

(a) Description. The coarse aggregate for HMA shall be according to the following table.

Use	Mixture	Aggregates Allowed
Class A	Seal or Cover	<u>Allowed Alone or in Combination</u> ^{5/} : Gravel Crushed Gravel Carbonate Crushed Stone Crystalline Crushed Stone Crushed Sandstone Crushed Slag (ACBF) Crushed Steel Slag Crushed Concrete
HMA Low ESAL	Stabilized Subbase or Shoulders	<u>Allowed Alone or in Combination</u> ^{5/} : Gravel Crushed Gravel Carbonate Crushed Stone Crystalline Crushed Stone Crushed Sandstone Crushed Slag (ACBF) Crushed Steel Slag ^{1/} Crushed Concrete

DEVON AVENUE AND TONNE ROAD/WOOD DALE ROAD INTERSECTION RESURFACING
SECTION NO. 23-00080-00-RS
VILLAGE OF ELK GROVE VILLAGE

Use	Mixture	Aggregates Allowed	
HMA High ESAL Low ESAL	Binder IL-19.0 or IL-19.0L SMA Binder	<u>Allowed Alone or in Combination</u> ^{5/6/} : Crushed Gravel Carbonate Crushed Stone ^{2/} Crystalline Crushed Stone Crushed Sandstone Crushed Slag (ACBF) Crushed Concrete ^{3/}	
HMA High ESAL Low ESAL	C Surface and Binder IL-9.5 IL-9.5FG or IL-9.5L	<u>Allowed Alone or in Combination</u> ^{5/} : Crushed Gravel Carbonate Crushed Stone ^{2/} Crystalline Crushed Stone Crushed Sandstone Crushed Slag (ACBF) Crushed Steel Slag ^{4/} Crushed Concrete ^{3/}	
HMA High ESAL	D Surface and Binder IL-9.5 or IL-9.5FG	<u>Allowed Alone or in Combination</u> ^{5/} : Crushed Gravel Carbonate Crushed Stone (other than Limestone) ^{2/} Crystalline Crushed Stone Crushed Sandstone Crushed Slag (ACBF) Crushed Steel Slag ^{4/}	
		<u>Other Combinations Allowed:</u>	
		<i>Up to...</i>	<i>With...</i>
		25% Limestone	Dolomite
		50% Limestone	Any Mixture D aggregate other than Dolomite
75% Limestone	Crushed Slag (ACBF) or Crushed Sandstone		

DEVON AVENUE AND TONNE ROAD/WOOD DALE ROAD INTERSECTION RESURFACING
SECTION NO. 23-00080-00-RS
VILLAGE OF ELK GROVE VILLAGE

Use	Mixture	Aggregates Allowed	
HMA High ESAL	E Surface IL-9.5 SMA N _{design} 80 Surface	<u>Allowed Alone or in Combination</u> ^{5/6/} :	
		Crushed Gravel Crystalline Crushed Stone Crushed Sandstone Crushed Slag (ACBF) Crushed Steel Slag No Limestone.	
		<u>Other Combinations Allowed:</u>	
		<i>Up to...</i>	<i>With...</i>
		50% Dolomite ^{2/}	Any Mixture E aggregate
	75% Dolomite ^{2/}	Crushed Sandstone, Crushed Slag (ACBF), Crushed Steel Slag, or Crystalline Crushed Stone	
	75% Crushed Gravel ^{2/}	Crushed Sandstone, Crystalline Crushed Stone, Crushed Slag (ACBF), or Crushed Steel Slag	
HMA High ESAL	F Surface IL-9.5 SMA N _{design} 80 Surface	<u>Allowed Alone or in Combination</u> ^{5/6/} :	
		Crystalline Crushed Stone Crushed Sandstone Crushed Slag (ACBF) Crushed Steel Slag No Limestone.	
		<u>Other Combinations Allowed:</u>	
	50% Crushed Gravel ^{2/} or Dolomite ^{2/}	Crushed Sandstone, Crushed Slag (ACBF), Crushed Steel Slag, or Crystalline Crushed Stone	

- 1/ Crushed steel slag allowed in shoulder surface only.
- 2/ Carbonate crushed stone (limestone) and/or crushed gravel shall not be used in SMA N_{design} 80.
- 3/ Crushed concrete will not be permitted in SMA mixes.

- 4/ Crushed steel slag shall not be used as binder.
- 5/ When combinations of aggregates are used, the blend percent measurements shall be by volume.”
- 6/ Combining different types of aggregate will not be permitted in SMA N_{design} 80.”

HOT MIX ASPHALT – MIXTURE DESIGN VERIFICATION AND PRODUCTION (D1)

Effective: January 1, 2019
Revised: December 1, 2021

Add to Article 1030.05 (d)(3) of the Standard Specifications to read:

“ During mixture design, prepared samples shall be submitted to the District laboratory by the Contractor for verification testing. The required testing, and number and size of prepared samples submitted, shall be according to the following tables.

High ESAL – Required Samples for Verification Testing	
Mixture	Hamburg Wheel and I-FIT Testing ^{1/2/}
Binder	total of 3 - 160 mm tall bricks
Surface	total of 4 - 160 mm tall bricks

Low ESAL – Required Samples for Verification Testing	
Mixture	I-FIT Testing ^{1/2/}
Binder	1 - 160 mm tall brick
Surface	2 - 160 mm tall bricks

- 1/ The compacted gyratory bricks for Hamburg wheel and I-FIT testing shall be 7.5 ± 0.5 percent air voids.
- 2/ If the Contractor does not possess the equipment to prepare the 160 mm tall brick(s), twice as many 115 mm tall compacted gyratory bricks will be acceptable.

Revise the fourth paragraph of Article 1030.10 of the Standard Specifications to read:

“When a test strip is not required, each HMA mixture shall still be sampled on the first day of production: I-FIT and Hamburg wheel testing for High ESAL; I-FIT testing for Low ESAL. Within two working days after sampling the mixture, the Contractor shall deliver gyratory cylinders to the District laboratory for Department verification testing. The High ESAL mixture test results shall meet the requirements of Articles 1030.05(d)(3) and 1030.05(d)(4). The Low ESAL mixture test results shall meet the requirements of Article 1030.05(d)(4). The required number and size of prepared samples submitted for the Hamburg wheel and I-FIT testing shall be according to the “High ESAL - Required Samples for Verification Testing” table in Article 1030.05(d)(3) above.”

DEVON AVENUE AND TONNE ROAD/WOOD DALE ROAD INTERSECTION RESURFACING
SECTION NO. 23-00080-00-RS
VILLAGE OF ELK GROVE VILLAGE

Add the following to the end of Article 1030.10 of the Standard Specifications to read:

“Mixture sampled during first day of production shall include approximately 60 lb (27 kg) of additional material for the Department to conduct Hamburg wheel testing and approximately 80 lb (36 kg) of additional material for the Department to conduct I-FIT testing. Within two working days after sampling, the Contractor shall deliver prepared samples to the District laboratory for verification testing. The required number and size of prepared samples submitted for the Hamburg wheel and I-FIT testing shall be according to the “High ESAL - Required Samples for Verification Testing” table in Article 1030.05(d)(3) above.”

UNDERGROUND RACEWAYS

Effective: May 22, 2002

Revised: March 1, 2024

810.02TS

Revise Article 810.04 of the Standard Specifications to read:

“Installation. All underground conduits shall have a minimum depth of 30 in. (700 mm) below the finished grade and shall be installed to avoid existing and proposed utilities within the project limits.”

Add the following to Article 810.04 of the Standard Specifications:

“All metal conduit installed underground shall be Rigid Steel Conduit unless otherwise indicated on the plans.”

All raceways which extend outside of a structure or duct bank but are not terminated in a cabinet, junction box, pull box, handhole, post, pole, or pedestal shall extend a minimum of 1 ft (300 mm) or the length shown on the plans beyond the structure or duct bank. The end of this extension shall be capped and sealed with a cap designed for the conduit to be capped.

The ends of rigid metal conduit to be capped shall be threaded, the threads protected with full galvanizing, and capped with a threaded galvanized steel cap.

The ends of rigid nonmetallic conduit and coilable nonmetallic conduit shall be capped with a rigid PVC cap of not less than 1/8 in. (3 mm) thick. The cap shall be sealed to the conduit using a room-temperature-vulcanizing (RTV) sealant compatible with the material of both the cap and the conduit. A washer or similar metal ring shall be glued to the inside center of the cap with epoxy, and the pull cord shall be tied to this ring.”

PART 2- PAY ITEM SPECIAL PROVISIONS

25200200 SUPPLEMENTAL WATERING

This work will include watering sod at the rates specified and as directed by the Engineer.

Schedule:

Watering will only begin after the successful completion of all period of establishment requirements. Water sod a minimum of twice a week. The Engineer may direct the Contractor to adjust the watering rate and frequency depending upon weather conditions.

Watering must be completed in a timely manner. When the Engineer directs the Contractor to do supplemental watering, the Contractor must begin the watering operation within 24 hours of notice. **The Contractor shall give an approximate time window of when they will begin at the work location to the Engineer. The Engineer shall be present during the watering operation.** A minimum of 10 units of water per day must be applied until the work is complete.

Should the Contractor fail to complete the work on a timely basis or within such extended times as may have been allowed by the Department, the Contractor shall be liable to the Department liquidated damages as outlined in the **“Failure to Complete Plant Care and Establishment Work on Time” special provision.**

In fixing the damages as set out herein, the desire is to establish a mode of calculation for the work since the Department’s actual loss, in the event of delay, cannot be predetermined, would be difficult of ascertainment, and a matter of argument and unprofitable litigation. This said mode is an equitable rule for measurement of the Department’s actual loss and fairly takes into account the loss of the trees if the watering is delayed. The Department shall not be required to provide any actual loss in order to recover these liquidated damages provided herein, as said damages are very difficult to ascertain. Furthermore, no provision of this clause shall be construed as a penalty, as such is not the intention of the parties.

A calendar day is every day shown on the calendar and starts at 12:00 midnight and ends at the following 12:00 midnight, twenty-four hours later.

Source of Water:

The Contractor shall notify the Engineer of the source of water used and provide written certification that the water does not contain chemicals harmful to plant growth.

Rate of Application:

The normal rates of application for watering are as follows. The Engineer will adjust these rates as needed depending upon weather conditions.

27 gallons per square yard for Sodded Areas

Method of Application:

Watering of plants in beds shall be applied in such a manner that all plant holes are uniformly saturated without allowing the water flow beyond the periphery of the bed. Water shall slowly infiltrate into soil and completely soak the root zone. The Contractor must supply metering equipment as needed to assure the specified application rate of water.

DEVON AVENUE AND TONNE ROAD/WOOD DALE ROAD INTERSECTION RESURFACING
SECTION NO. 23-00080-00-RS
VILLAGE OF ELK GROVE VILLAGE

Method of Measurement:

Supplemental watering will be measured in units of 1000 gallons of water applied as directed.

Basis of Payment:

This work will be paid for at the contract unit price per unit of SUPPLEMENTAL WATERING, measured as specified. Payment will include the cost of all water, equipment and labor needed to complete the work specified herein and to the satisfaction of the Engineer.

70107025 CHANGEABLE MESSAGE SIGN

Description:

The project will require that electronic changeable message signs be placed on the north, south, east and west ends of the project to warn the public of the pending road construction, lane shifts, and lane closures. The message boards will need to be placed and set out for seven (7) days in advance of the anticipated first day of construction. The message boards will need to be placed and set out for seven (7) days in advance of any change in traffic configuration or to present project information to the motoring public as directed by the Engineer.

The message signs will remain in place for the duration of the calendar days(s) specified to warn of the construction activities and closures and changes in traffic configurations. The contractor will coordinate with the Engineer on the exact placement of the message boards and the message that is to be displayed.

Method of Measurement:

Message board(s) will be paid for per Calendar Day for each message sign utilized (four are anticipated for this project).

Basis of Payment:

The signs shall be removed after the specified number of days. The contractor will coordinate with the Engineer on the exact placement of the message boards and the message that is to be displayed. The message boards will be paid for as CHANGEABLE MESSAGE SIGN per Calendar Day for each message sign utilized. There will be no additional compensation for periodically changing the message.

X1400235/X8140115 DOUBLE HANDHOLE/HANDHOLE TO BE ADJUSTED

This work shall consist of adjusting and bringing to grade existing handholes at locations shown on the plans and as directed by the Engineer. This work shall be performed in accordance to applicable portions of Sections 602, 603, and 814 of the Standard Specifications.

The work shall consist of removing the adjacent existing materials from around the handhole frame and cover. Once the proposed finished grades around the handhole have been determined, the existing handhole frame shall be brought to grade of the proposed surrounding areas. Surplus material shall be disposed of according to Article 202.03 of the Standard Specifications. Any frame and cover that is damaged by the Contractor shall be replaced in kind at the Contractor's expense.

This work will be paid for at the contract unit price per each for HANDHOLE TO BE ADJUSTED or DOUBLE HANDHOLE TO BE ADJUSTED.

X140389 PEDESTRIAN SIGNAL POST (CCDOH)

Effective:5/1/21

Revised:5/1/21 (New)

Description:

This work shall consist of furnishing and installing a metal pedestrian signal post. All installations shall meet the requirements of the "District One Standard Traffic Signal Design Details".

Materials:

- a. General. The pedestrian signal post shall be designed to support the traffic signal loading shown on the plans. The design and fabrication shall be according to the Standard Specifications for Structural Supports for Highway Signs, Luminaires, and Traffic Signals, as published by AASHTO.
- b. Post. The post shall be made of steel or aluminum and have an outside diameter of 4 1/2 in. The post shall be threaded for assembly to the base. Aluminum posts shall be according to the specifications for Schedule 80 aluminum pipe. Steel posts shall be according to the specifications for Schedule 40 steel pipe.
- c. Base. The base of a steel post shall be cast iron. The base of an aluminum post shall be aluminum. The base shall be threaded for the attachment to the threaded post. The base shall be approximately 10 in. high and 6 3/4 in. square at the bottom. The bottom of the base shall be designed to accept four 5/8 in. diameter anchor rods evenly spaced in a 6 in. diameter circle. The base shall be true to pattern, with sharp clean cutting ornamentation, and equipped with access doors for cable handling. The door shall be fastened to the base with stainless steel screws. A grounding lug shall be provided inside the base.
- d. Anchor Rods. The anchor rods shall be 5/8 in. in diameter and 16 in. long and shall be according to Article 1006.09. The anchor rods shall be threaded approximately 6 in. at one end and have a bend at the other end. The first 12 in. at the threaded end shall be galvanized. One each galvanized nut and trapezoidal washer shall be furnished with each anchor rod. The washer shall be properly sized to fully engage and sit flush on all sides of the slot of the base plate.
The aluminum post and base shall be drilled at the third points around the diameter and 1/4 in. by 2 in. stainless steel bolts shall be inserted to prevent the post from turning and wobbling.
- e. Finish. The steel post, steel post cap and the cast iron base shall be hot-dipped galvanized according to AASHTO M 111. If the Department approves painting, powder coating by the manufacturer will be required over the galvanization in accordance with 851.01TS TRAFFIC SIGNAL PAINTING Special Provisions. If the post and the base are threaded after the galvanization, the bare exposed metal shall be immediately cleaned to remove all cutting solvents and oils, and then spray painted with two coats of an approved galvanized paint. The aluminum post shall have a natural finish, 100 grit or finer.

Installation:

The pedestrian signal post shall be erected plumb, securely bolted to a concrete foundation, and grounded to a ground rod according to the details shown on the plans. No more than 3/4 in. of the post threads shall protrude above the base.

DEVON AVENUE AND TONNE ROAD/WOOD DALE ROAD INTERSECTION RESURFACING
SECTION NO. 23-00080-00-RS
VILLAGE OF ELK GROVE VILLAGE

A post cap shall be furnished and installed on the top of the post. The post cap shall match the material of the post. The Contractor shall apply an anti-seize paste compound on all nuts and bolts prior to assembly.

Prior to the assembly, the Contractor shall apply two additional coats of galvanized paint on the threads of the post and the base. The Contractor shall use a fabric post tightener to screw the post to the base.

Basis of Payment:

This work will be paid for at the contract unit price EACH for PEDESTRIAN SIGNAL POST, of the length specified which price shall be payment in full for furnishing and installing the pedestrian signal post, base, foundation for pedestrian post, nuts and washers, and pipe cap complete. If the Department approves painting, powder coating by the manufacturer will be required over the galvanization in accordance with TRAFFIC SIGNAL PAINTING Special Provisions.

X2130010 EXPLORATION TRENCH (SPECIAL)

EGV: January 2022

This shall be in accordance to Section 213 of the Standard Specifications except replace paragraph four of the Article 213.02 with the following;

“After the exposed line/utility has been inspected by the Village, the trench shall be backfilled with gradation CA-6 coarse aggregate, the cost of which shall be included in the pay item. Any excess material shall be disposed according to Article 202.03 and the areas shall be shaped and trimmed according to Section 212.”

This work will be measured for payment in linear feet at the contract unit price per foot for EXPLORATION TRENCH, (SPECIAL). The price shall be payment in full for all labor, materials, and equipment necessary to complete the work described above.

X4240800 DETECTABLE WARNINGS (SPECIAL) (CCDOTH)

Effective: 10/01/18 (*Modification of IDOT D1 Special Provision for Detectable Warnings (Special) in City of Chicago*)

Revised: 4/13/21 (*added Galvanized and Stainless Steel material options*)

Description:

Work under this item shall consist of installing cast iron or steel detectable warning tiles as shown on the plans. Work shall be performed according to Section 424 of the Illinois Department of Transportation Standard Specifications for Road and Bridge Construction, except as herein modified.

Materials:

Detectable warning tiles shall be of uniform quality, and free of surface defects. The detectable warnings shall be constructed out of one of the following:

- 1) Cast iron meeting requirements of ASTM A 48 Class 30 or better.
- 2) Galvanized steel – 10 gauge, G90 galvanization or better
- 3) Stainless steel – 10 gauge or better

DEVON AVENUE AND TONNE ROAD/WOOD DALE ROAD INTERSECTION RESURFACING
SECTION NO. 23-00080-00-RS
VILLAGE OF ELK GROVE VILLAGE

The dome size and spacing of the detectable warnings shall meet all requirements of sections R305.1.1 and R305.1.2 of PROWAG.

The color of the detectable warning tiles is to be approved by the Engineer unless otherwise specified in the plans and comply with the requirements of section R305.1.3 of PROWAG.

If a concrete border is required for installation of the detectable warnings, it shall comply with section R305.2 of PROWAG.

Responsibility of the Contractor:

The contractor shall verify all dimensions with the product manufacturer. If using radial units, the contractor shall verify that the radius of the detectable warnings supplied by the manufacturer matches that of the curb radius.

The contractor shall ensure that the supplied detectable warnings allow placement of the rows of domes that are aligned parallel with the path of travel. Where detectable warnings are radial, dome orientation is not significant.

The contractor shall ensure a maximum vertical transition of ¼" between the edge of the detectable warnings and adjacent concrete.

Measurement and Payment:

This work will be paid for at the contract unit price per square foot for DETECTABLE WARNINGS (SPECIAL).

X4240430 PORTLAND CEMENT CONCRETE SIDEWALK, 5 INCH (SPECIAL)

This work shall be in accordance with Section 424 of the Standard Specification with the following additions and modifications.

Add the following to Article 424.04:

"The Village must approve the base before concrete is placed."

Add the following to Article 424.05:

"All forming shall be with 2"x 6" lumber for 5 inch sidewalk or 2"x 10" lumber for 8 inch sidewalk or Village approved metal forms. The Village must approve the formwork before concrete is placed."

Add the following to Article 424.06:

"At locations where the sidewalk crosses utility trenches reinforcement is required. Reinforcement shall be installed according to Special Provision REINFORCEMENT BARS FOR UTILITY TRENCHES."

Delete Article 424.09 and refer to Special Provision DETECTABLE WARNINGS (SPECIAL).

Replace Article 424.10 with the following:

DEVON AVENUE AND TONNE ROAD/WOOD DALE ROAD INTERSECTION RESURFACING
SECTION NO. 23-00080-00-RS
VILLAGE OF ELK GROVE VILLAGE

“After the concrete has been cured, the space along the edges of the sidewalk and ramps shall be backfilled with approved topsoil. The material shall be compacted until firm and the surface neatly graded.”

This work will be paid for at the contract unit price per Square Foot for PORTLAND CEMENT CONCRETE SIDEWALK 5 INCH, (SPECIAL).

X4401198 HOT-MIX ASPHALT SURFACE REMOVAL, VARIABLE DEPTH

This work shall be in accordance with Section 440 of the Standard Specifications insofar as applicable and the following provisions.

This work shall consist of the removal of the existing hot-mix asphalt surface to a depth as specified in the Plans (including all loose and defective surface), and as directed by the Engineer, in preparation for hot-mix asphalt surfacing. The depth of asphalt to be milled shall generally be 4”.

Removal of the grindings shall be the responsibility of the Contractor. The Contractor shall also remove all loose and deleterious material including but not limited to broken concrete, exposed rock of any size, loose grindings, or any other material necessary to prepare the roadway for paving, as directed by the Engineer.

The roadway shall be swept following the grinding operation and prior to paving. This work will include a base proof roll test, as directed by the Engineer. Removal of loose material and street sweeping shall be considered included in the cost of this item. The Contractor shall construct and maintain temporary ramps at all ends of the areas removed, including any locations as required by the Engineer. The temporary ramps are to be constructed immediately upon completion of the removal operation and shall be removed prior to placing the proposed surface or binder course. Cold-milled bituminous tailings may be used to construct the temporary ramps. The Engineer can direct the Contractor to replace the milled material with binder or surface course if the millings cannot withstand traffic exposure. Temporary ramps shall be considered included in the cost of this item.

Hot-Mix Asphalt Surface Removal, Variable Depth shall be measured in place and the areas computed in square yards. The area measured shall be the actual areas required as directed by the Engineer. If additional pavement is removed or damaged due to negligence on the part of the Contractor, the additional quantities of removal and replacement shall not be measured for payment and shall be at the Contractor’s expense.

This work shall be measured and paid for at the Contract unit price per square yard for HOT-MIX ASPHALT SURFACE REMOVAL, VARIABLE DEPTH. This price shall include all material, equipment, and labor necessary to complete this work.

60251740, 60254340, 60265900, X6025300, X6025600, X6026050, X6026200, X6026624 DRAINAGE AND UTILITY STRUCTURES TO BE ADJUSTED OR RECONSTRUCTED

This work shall consist of adjusting drainage and utility structures in accordance with Section 602 of the Standard Specifications, with the following modifications: Adjustment will be made with existing frames and grates or lids.

DEVON AVENUE AND TONNE ROAD/WOOD DALE ROAD INTERSECTION RESURFACING
SECTION NO. 23-00080-00-RS
VILLAGE OF ELK GROVE VILLAGE

Concrete adjustment rings less than 4 inches thick shall not be allowed. High Density Polyethylene (HDPE) plastic adjusting rings and ring wedges shall be used for all adjustments less than 4" or in combination with 4-inch minimum concrete adjustment rings. Bricks shall not be used.

Basis of Payment. When adjustment or reconstruction is specified, this work will be paid for at the contract unit price per each for CATCH BASINS TO BE ADJUSTED WITH NEW TYPE 24 FRAME AND GRATE, CATCH BASINS TO BE RECONSTRUCTED WITH NEW TYPE 24 FRAME AND GRATE, VALVE VAULTS TO BE ADJUSTED, CATCH BASINS TO BE ADJUSTED (SPECIAL), MANHOLES TO BE ADJUSTED (SPECIAL), SANITARY MANHOLES TO BE ADJUSTED, INLETS TO BE ADJUSTED (SPECIAL), and VALVE BOXES TO BE ADJUSTED (SPECIAL), which price shall include resetting the frame with grate or lid, and excavation and backfill, except excavation in rock.

X6026050 SANITARY MANHOLES TO BE ADJUSTED (SPECIAL)

This work shall consist of adjusting frames and lids for drainage and utility structures located within the pavement area in accordance with Section 603 of Standard Specifications and the following modifications: All work shall follow and be according to the detail included in the plans.

Concrete adjustment rings less than 4 inches thick shall not be allowed. High Density Polyethylene (HDPE) plastic adjusting rings and ring wedges shall be used for all adjustments less than 4 inches or in combination with 4-inch minimum concrete adjustment rings. The maximum height of concrete rings shall be 8 inches. Bricks shall not be used.

A new external chimney seal which fully encompasses the rings and castings and meets the requirements of the details included in the plans shall be installed on all sanitary sewer manholes after the frame has been adjusted to the final elevation. The Contractor shall obtain the Engineer's approval of the chimney seal prior to its installation.

Add the following to Article 603.09 of the Standard Specifications:

"Removing frames and lids on drainage and utility structures in the pavement prior to milling and adjusting to final grade prior to placing the surface course, will be paid for at the contract unit price each for SANITARY MANHOLES TO BE ADJUSTED (SPECIAL).

X7810301 RECESSED REFLECTIVE PAVEMENT MARKER (HMA) (CCDOTH)

Effective: 2/8/2021

Description:

This work shall consist of installing reflective pavement markers in a recessed groove on hot-mix asphalt (HMA) pavement surfaces. A pavement marker consists of a reflector housing ("housing") and a prismatic reflector ("reflector"). Recessed reflective pavement markers shall not be placed in Portland cement concrete pavement or placed on bridges or bridge approach slabs.

Materials:

Materials shall conform to Article 1096.01 of the *Standard Specifications for Road and Bridge Construction* with the following exceptions:

Replace paragraph 1096.01(a) with the following:

(a) The housing shall be made of polycarbonate plastic and be compatible with prismatic reflectors listed on the Illinois Department of Transportation approved/qualified product list of snowplowable

DEVON AVENUE AND TONNE ROAD/WOOD DALE ROAD INTERSECTION RESURFACING
SECTION NO. 23-00080-00-RS
VILLAGE OF ELK GROVE VILLAGE

raised pavement markers. The housing shall have detachable leveling tabs that ensure the housing and reflector sit below the pavement surface.

Replace paragraph 1096.01(b) with the following:

(b) The housing shall be approximately 5.0 inches wide, 3.0 inches long, and 0.70 inches high. The surface of the housing shall be free of scale, dirt, rust, oil, grease, or any other contaminant which may reduce bond.

Construction Requirements:

Spacing and orientation of the pavement marker shall be as shown on the plans or as directed by the Engineer.

The pavement surface temperature and the ambient air temperature shall be at or above 50 °F (10 °C) at the time of application of the prismatic reflector.

A recessed groove shall be cut in the pavement 5.25 inches wide, 1.0 inches deep on a 15.5-inch diameter. An additional 3.5-foot-long grind taper shall start from 0 inches (normal pavement) to 0.35 inches depth (full-recessed) on either end of the groove. For monodirectional marker installations heading uphill, the uphill grind taper may be omitted.

The recessed area shall be cleaned free of all loose material, and dry before the placement of the housing. All excess material resulting from the construction of the recessed area shall be completely removed from the surface of the roadway by means of vacuum sweeper truck. The housing shall be cemented with epoxy in the center of the 1.0-inch-deep recessed groove. The epoxy used shall meet the requirements of AASHTO M 237 specification for epoxy adhesive.

The Contractor shall make certain the housing surface is dry and free of dirt and debris prior to placing the reflector in the housing. The reflector shall be laminated to an elastomeric pad and adhesively attached to the housing. The protective paper or plastic film covering the adhesive pad shall be removed immediately prior to placing the reflector on the housing. Once the film covering is removed, extreme care shall be taken to avoid contamination of the exposed pad surface. An adhesive meeting the marker manufacturer's specifications shall be used. The adhesive shall be placed either on the reflector or on the housing in sufficient quantity so as to ensure complete coverage of the contact area with no voids present and with a slight excess after the reflector is pressed in place. Adhesive material shall not be permitted on the reflective surface of the prismatic reflector.

- (a) Replacement Recessed Pavement Marker Housing (HMA): The recessed area shall be cleaned free of all loose material and old epoxy, and dry before the placement of the replacement housing in the existing groove. All excess material resulting from the removal of the old epoxy shall be completely removed from the surface of the roadway by means of vacuum sweeper truck. The housing shall be cemented with epoxy in the center of the 1.0-inch-deep recessed groove. The epoxy used shall meet the requirements of AASHTO M 237 specification for epoxy adhesive.
- (b) Replacement Recessed Pavement Marker Reflector (HMA): The Contractor shall make certain the housing surface is dry and free of dirt, debris, and old adhesives prior to placing the reflector in the housing. The reflector shall be laminated to an elastomeric pad and adhesively attached to the housing. The protective paper or plastic film covering the adhesive pad shall be removed immediately prior to placing the reflector on the housing. Once the film covering is removed, extreme care shall be taken to avoid contamination of the exposed pad surface. An adhesive

DEVON AVENUE AND TONNE ROAD/WOOD DALE ROAD INTERSECTION RESURFACING
SECTION NO. 23-00080-00-RS
VILLAGE OF ELK GROVE VILLAGE

meeting the marker manufacturer's specifications shall be used. The adhesive shall be placed either on the reflector or on the housing in sufficient quantity so as to ensure complete coverage of the contact area with no voids present and with a slight excess after the reflector is pressed in place. Adhesive material shall not be permitted on the reflective surface of the prismatic reflector.

Inspection:

A straight edge shall be placed across the recess to check that both the housing and reflector are below the pavement surface. Inspection and acceptance shall conform to Article 781.04 of the *Standard Specifications for Road and Bridge Construction* except as follows: all references of "raised reflective pavement marker" shall be replaced with "recessed reflective pavement marker".

Basis of Payment:

This work shall be paid for at the contract unit price per EACH for RECESSED REFLECTIVE PAVEMENT MARKER (HMA), REPLACEMENT RECESSED PAVEMENT MARKER HOUSING (HMA), REPLACEMENT RECESSED PAVEMENT MARKER REFLECTOR (HMA).

X8130130 JUNCTION BOX TO BE ADJUSTED

This item shall consist of resetting and bringing to grade a junction box at a location shown on the plans or as directed by the Engineer.

The junction box shall be protected when removing the surrounding concrete sidewalk or brick pavers. If the box is damaged it shall be replaced by the contractor at his own expense. After the concrete around the box has been removed, the box shall be raised to match the proposed sidewalk or brick paver grade using controlled low strength material, which shall not be measured separately but included in the cost of adjusting junction boxes.

This work shall be paid for at the contract unit price each for JUNCTION BOX TO BE ADJUSTED, which price shall be payment in full for all labor, materials, and equipment necessary to complete the work described above and as indicated on the drawings.

Z0018905 DRILL AND GROUT BARS

This work shall consist of drilling and grouting epoxy coated reinforcement bars at the locations shown on the typical sections included in the plans and details, or as directed by the Engineer. Grout materials shall be according to Article 584.02 of the Standard Specifications. Drill and Grout Bars shall be performed according to Article 584.03 of the Standard Specifications.

Reinforcement bars shall be drilled at 24" O.C. and spaced a minimum of 12" O.C. from existing reinforcement bar locations. In the event it is not possible to achieve the minimum spacing of 12" between existing reinforcement bars and the proposed reinforcement bars, the engineer shall determine the location of the drilling and grouting for reinforcement bars.

Drill and Grout Bars will be measured for payment in place and quantity computed per each. This work will be paid for at the contract unit price per each for DRILL AND GROUT BARS.

Z0030850 TEMPORARY INFORMATION SIGNING

Effective: November 13, 1996

Revised: January 29, 2020

Description:

This work shall consist of furnishing, installing, maintaining, relocating for various states of construction and eventually removing temporary informational signs. Included in this item may be ground mount signs, skid mount signs, truss mount signs, bridge mount signs, and overlay sign panels which cover portions of existing signs.

Materials:

Materials shall be according to the following Articles of Section 1000 - Materials:

	<u>Item</u>	<u>Article/Section</u>
a.)	Sign Base (Note 1)	1090
b.)	Sign Face (Note 2)	1091
c.)	Sign Legends	1091
d.)	Sign Supports	1093
e.)	Overlay Panels (Note 3)	1090.02

Note 1. The Contractor may use 5/8 inch (16 mm) instead of 3/4 inch (19 mm) thick plywood.

Note 2. The sign face material shall be in accordance with the Department's Fabrication of Highway Signs Policy.

Note 3. The overlay panels shall be 0.08 inch (2 mm) thick.

GENERAL CONSTRUCTION REQUIREMENTS

Installation:

The sign sizes and legend sizes shall be verified by the Contractor prior to fabrication.

Signs which are placed along the roadway and/or within the construction zone shall be installed according to the requirements of Article 701.14 and Article 720.04. The signs shall be 7 ft (2.1 m) above the near edge of the pavement and shall be a minimum of 2 ft (600 mm) beyond the edge of the paved shoulder. A minimum of two (2) posts shall be used.

The attachment of temporary signs to existing bridges, sign structures or sign panels shall be approved by the Engineer. Any damage to the existing signs and/or structures due to the Contractor's operations shall be repaired or signs replaced, as determined by the Engineer, at the Contractor's expense.

Method of Measurement:

This work shall be measured for payment in square feet (square meters) edge to edge (horizontally and vertically).

All hardware, posts or skids, supports, bases for ground mounted signs, connections, which are required for mounting these signs will be included as part of this pay item.

Basis Of Payment:

This work shall be paid for at the contract unit price per square foot (square meter) for TEMPORARY INFORMATION SIGNING.

State of Illinois
Department of Transportation
Bureau of Local Roads and Streets

SPECIAL PROVISION
FOR
INSURANCE

Effective: February 1, 2007
Revised: August 1, 2007

All references to Sections or Articles in this specification shall be construed to mean specific Section or Article of the Standard Specifications for Road and Bridge Construction, adopted by the Department of Transportation.

The Contractor shall name the following entities as additional insured under the Contractor's general liability insurance policy in accordance with Article 107.27:

Village of Elk Grove Village

Cook County

DuPage County

The entities listed above and their officers, employees, and agents shall be indemnified and held harmless in accordance with Article 107.26.

State of Illinois
 DEPARTMENT OF TRANSPORTATION
 Bureau of Local Roads & Streets
 SPECIAL PROVISION
 FOR
 LOCAL QUALITY ASSURANCE/ QUALITY MANAGEMENT QC/QA
 Effective: January 1, 2022

Replace the first five paragraphs of Article 1030.06 of the Standard Specifications with the following:

“1030.06 Quality Management Program. The Quality Management Program (QMP) will be Quality Control / Quality Assurance (QC/QA) according to the following.”

Delete Article 1030.06(d)(1) of the Standard Specifications.

Revise Article 1030.09(g)(3) of the Standard Specifications to read:

“(3) If core testing is the density verification method, the Contractor shall provide personnel and equipment to collect density verification cores for the Engineer. Core locations will be determined by the Engineer following the document “Hot-Mix Asphalt QC/QA Procedure for Determining Random Density Locations” at density verification intervals defined in Article 1030.09(b). After the Engineer identifies a density verification location and prior to opening to traffic, the Contractor shall cut a 4 in. (100 mm) diameter core. With the approval of the Engineer, the cores may be cut at a later time.”

Revise Article 1030.09(h)(2) of the Standard Specifications to read:

“(2) After final rolling and prior to paving subsequent lifts, the Engineer will identify the random density verification test locations. Cores or nuclear density gauge testing will be used for density verification. The method used for density verification will be as selected below.

Density Verification Method	
<input type="checkbox"/>	Cores
<input checked="" type="checkbox"/>	Nuclear Density Gauge (Correlated when paving ≥ 3,000 tons per mixture)

Density verification test locations will be determined according to the document “Hot-Mix Asphalt QC/QA Procedure for Determining Random Density Locations”. The density testing interval for paving wider than or equal to 3 ft (1 m) will be 0.5 miles (800 m) for lift thicknesses of 3 in. (75 mm) or less and 0.2 miles (320 m) for lift thicknesses greater than 3 in. (75 mm). The density testing interval for paving less than 3 ft (1 m) wide will be 1 mile (1,600 m). If a day’s paving will be less than the prescribed density testing interval, the length of the day’s paving will be the interval for that day. The density testing interval for mixtures used for patching will be 50 patches with a minimum of one test per mixture per project.

If core testing is the density verification method, the Engineer will witness the Contractor coring, and secure and take possession of all density samples at the

density verification locations. The Engineer will test the cores collected by the Contractor for density according to Illinois Modified AASHTO T 166 or AASHTO T 275.

If nuclear density gauge testing is the density verification method, the Engineer will conduct nuclear density gauge tests. The Engineer will follow the density testing procedure detailed in the document "Illinois Modified ASTM D 2950, Standard Test Method for Density of Bituminous Concrete In-Place by Nuclear Method".

A density verification test will be the result of a single core or the average of the nuclear density tests at one location. The results of each density test must be within acceptable limits. The Engineer will promptly notify the Contractor of observed deficiencies."

Revise the seventh paragraph and all subsequent paragraphs in Section D. of the document "Hot-Mix Asphalt QC/QA Initial Daily Plant and Random Samples" to read:

"Mixtures shall be sampled from the truck at the plant by the Contractor following the same procedure used to collect QC mixture samples (Section A). This process will be witnessed by the Engineer who will take custody of the verification sample. Each sample bag with a verification mixture sample will be secured by the Engineer using a locking ID tag. Sample boxes containing the verification mixture sample will be sealed/taped by the Engineer using a security ID label."

CCDOTH Guideline

Sidewalk and Shared Use Path Guidelines (Civil Division)



INTRODUCTION

Purpose: The purpose of this guideline is to establish Civil Division policy regarding sidewalk and shared use path design requirements.

Policy: Sidewalk and shared use path design shall be in accordance with IDOT Bureau of Local Roads and Streets (BLRS) Manual, Proposed Guidelines for Pedestrian Facilities in the Public Right-of-Way (PROWAG), Illinois Supplement to the Manual of Uniform Traffic Control Devices (ILMUTCD), and the following.

SIDEWALKS

NOTABLE IDOT BLRS REQUIREMENTS

The following is intended to be a summary of commonly missed IDOT requirements and is not intended to be complete.

- Section 31-2'.01 Borders
 - Minimum of 2 feet, and desirably 8 feet or wider, border between the back of curb or edge of shoulder and the sidewalk.
 - Where practical, 12- to 15-foot border should be provided between curb/shoulder and sidewalk.
 - Sidewalk is ideally placed 1 foot inside the right-of-way (ROW) line.
 - It is aesthetically pleasing to provide a 2% slope for the border area.
- Section 31-2.02 Sidewalks
 - A typical sidewalk is at least 5 feet wide. If no buffer area can be provided between the curb and sidewalk, then the sidewalk shall be a minimum of 6 feet wide.
- Section 41-10.04 Minimum planting distance
 - The minimum planting distance for trees shall be 3 feet from sidewalk to edge of the tree.

COUNTY REQUIREMENTS

Additionally, the following County requirements are applicable to all shared use paths within the County ROW.

- Sidewalks shall have a maximum 1.5% cross slope in order to allow for construction variance of 0.5%.
- Sidewalks shall be a minimum width of 5 feet.
- Sidewalks shall be constructed a minimum of 5 inches thickness of concrete over 4 inches of aggregate base course.
- Sidewalk shall be a minimum of 8 inches thickness of concrete over 4 inches of aggregate base course through driveways and at curb ramps in order to allow for vehicular traffic and to maintain grade control of the Pedestrian Accessible Route (PAR) through the driveway.
- Detectable warnings shall be used at commercial entrances that are controlled by stop signs, yield signs, or traffic signals. Detectable warnings shall not be used with other driveways.
- A 2-foot turf shoulder at a 2-4% grade shall be provided on both sides of the sidewalk. If the distance from the ROW to the sidewalk is less than this requirement, the turf shoulder shall be reduced accordingly.
- The following CCDOTH Special Provision shall apply to all sidewalks.
 - 310 Detectable Warnings (Special), Cast Iron.
- The following CCDOTH Standard shall apply to all sidewalks.
 - C-9 Cook County PCC Sidewalk Construction (Expansion Joints) Detail



COOK COUNTY DEPARTMENT OF TRANSPORTATION AND HIGHWAYS
JENNIFER "SIS" KILLEN, P.E., PTOE | SUPERINTENDENT
69 West Washington Street, 24th Floor • Chicago, Illinois 60602 • (312) 603-1601

REVISED: 04/01/2022
REVISED: 03/24/2021
REVISED: 10/28/2019
ORIGINAL: 01/02/2019

Policy #: CIVIL-1

CIVIL DIVISION

SHARED USE PATHS

NOTABLE IDOT BLRS REQUIREMENTS

The following is intended to be a summary of commonly missed IDOT requirements and is not intended to be complete.

- Section 42-3.02(d) Separation
 - Urban Cross Section. The minimum recommended distance between the path and the face of curb is 5 feet.
 - Rural Cross Section.
 - For a posted speed limit of 45 mph or less, the minimum separation between the path and the edge of the traveled way is 5 feet.
 - For a posted speed limit greater than 45 mph, the minimum separation between the path and the edge of traveled way is 10 feet.
 - Where the recommended separation is not feasible, a physical barrier or railing should be provided between the path and the roadway. Barriers or railings shall be a minimum of 3.5 feet in height. A guardrail with rub rail shall be designed in lieu of a railing if it within the roadway clear zone.
- Section 42-3.02(e) Design Speed
 - Design Speed = 18 mph for grades less than or equal to 4.0%
 - Design Speed = 30 mph for grades greater than 4.0%.
- Section 42-3.02(f) Horizontal Alignment
 - Superelevation shall not exceed 2%. A maximum of 1.5% shall be used in order to allow for a construction variance of 0.5%.
- Section 42-3.02(i) Shared Use Path Widths

ANTICIPATED VOLUME	ONE-WAY ⁽¹⁾⁽²⁾⁽³⁾⁽⁴⁾	TWO-WAY ⁽²⁾⁽³⁾⁽⁴⁾
< 100 Users per Peak Hour	5 ft (1.5 m) ⁽⁵⁾	8 ft (2.4 m) ⁽⁵⁾
100 - 300 Users per Peak Hour	6 ft (1.8 m)	10 ft (3.0 m)
> 300 Users per Peak Hour	7 ft (2.1 m)	12 ft (3.6 m) ⁽⁶⁾

- Notes:
1. It should be recognized that one-way bicycle paths will often be used as two-way facilities unless effective measures are taken to ensure one-way operation (such measures are difficult to achieve). Without such measures, it should be assumed that bicycle paths will be used as two-way facilities and designed accordingly.
 2. Provide a minimum 2 ft (600 mm) wide graded turf or gravel area to both sides of the pavement.
 3. Desirably, provide a 3 ft (900 mm) or more clear area on each side to trees, poles, walls, fences, guardrails, and other lateral obstructions.
 4. If signs are installed along the bicycle path, provide a minimum 3 ft (900 mm) to a maximum 6 ft (1.8 m) clear area from the edge of path.
 5. Use the 5 ft (1.5 m) and 8 ft (2.4 m) width only at locations where there will be low usage, few conflicts among users, good horizontal and vertical alignment providing for safe and frequent passing opportunities, minimal maintenance vehicle traffic which would cause pavement edge damage, and/or right-of-way constraints or physical barriers.
 6. Where usage exceeds 300 users per hour during the peak periods of usage, separating bicycle and pedestrian travel may be considered. Stripe 4 ft (1.2 m) bike lanes in each direction and a 4 ft (1.2 m) width for pedestrians, as shown in Figure 42-3B. Also, consider constructing a separated pathway for pedestrians.

SHARED-USE BICYCLE PATH WIDTHS

Figure 42-3A



COOK COUNTY DEPARTMENT OF TRANSPORTATION AND HIGHWAYS

JENNIFER "SIS" KILLEN, P.E., PTOE | SUPERINTENDENT

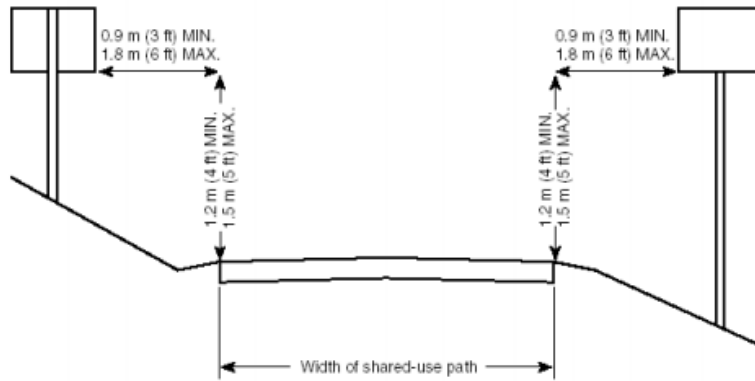
69 West Washington Street, 24th Floor • Chicago, Illinois 60602 • (312) 603-1601

REVISED: 08/01/2022
 REVISED: 03/24/2021
 REVISED: 03/24/2021
 REVISED: 10/28/2019
 ORIGINAL: 01/02/2019

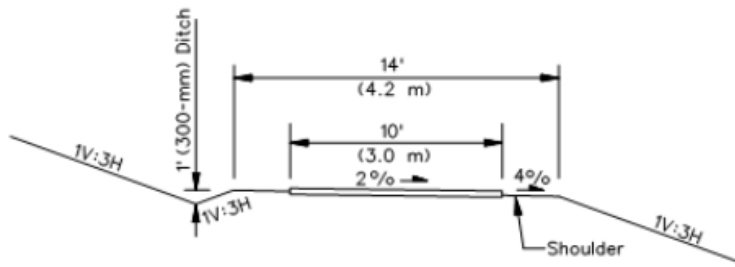
Policy #: CIVIL-1

CIVIL DIVISION

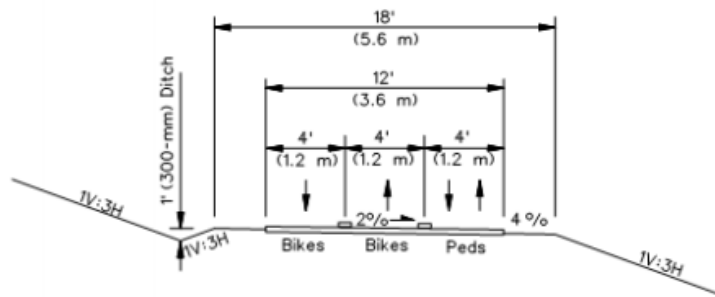
- Section 42-3.02(i) Typical Cross Sections for Two Way, Shared Use Paths



TYPICAL SIGN PLACEMENT FOR SHARED USE PATH



TYPICAL SHARED USE PATH FOR AVERAGE SHARED USE



TYPICAL SHARED USE PATH FOR SUBSTANTIAL SHARED USE
(More Than 300 Users in Peak Hour, Striping is Optional)

TYPICAL CROSS SECTIONS FOR TWO-WAY, SHARED-USE BICYCLE PATHS

Figure 42-3B

- Section 41-10.04 Minimum planting distance
 - The minimum planting distance for trees shall be 3 feet from sidewalk to edge of tree.



COOK COUNTY DEPARTMENT OF TRANSPORTATION AND HIGHWAYS
JENNIFER "SIS" KILLEN, P.E., PTOE | SUPERINTENDENT
 69 West Washington Street, 24th Floor • Chicago, Illinois 60602 • (312) 603-1601

REVISED: 08/01/2022
 REVISED: 03/24/2021
 REVISED: 03/24/2021
 REVISED: 10/28/2019
 ORIGINAL: 01/02/2019

Policy #: CIVIL-1

CIVIL DIVISION

COUNTY REQUIREMENTS

The following County requirements are applicable to all shared use paths within the County ROW.

- The maximum cross slope and superelevation shall be 1.5% to allow for a 0.5% construction variance.
- Shared use paths shall be constructed of Hot Mix Asphalt (HMA) or concrete meeting the following requirements. Aggregate shared use paths are not allowable.
 - Portland Cement Concrete (PCC) Requirements
 - Shared use paths shall be constructed a minimum of 5 inches thickness of concrete over 4 inches of aggregate base course.
 - Through driveways and at curb ramps, the shared use path shall be a minimum of 8 inches thickness of concrete over 4 inches of aggregate base in order to allow for vehicular traffic and maintain grade control of the PAR through the driveway.
 - HMA Requirements
 - Shared use paths shall be constructed a minimum of 4 inches thickness of HMA in accordance with IDOT District I HMA Mix Selection Tables over 6 inches of aggregate base course.
 - Through driveways and at curb ramps, the shared use path shall be a minimum of 8 inches thickness of concrete over 4 inches of aggregate base in order to allow for vehicular traffic and maintain grade control of the Pedestrian Accessible Route (PAR) through the driveway.
- Detectable warnings shall be used at commercial entrances that are controlled by stop signs, yield signs, or traffic signals. Detectable warnings shall not be used for any other driveways.
- Detectable warnings shall be cast iron in accordance with County Special Provision 310 Detectable Warnings (Special), Cast Iron.
- A 2-foot turf shoulder at a 4% grade shall be provided on both sides of the shared use path if less than 300 users in peak hour. A 3-foot minimum turf shoulder at a 4% grade shall be provided on both sides of path if greater than 300 users in peak hour. (Figure 42-3B). If the distance from the ROW to the shared use path is less than this requirement, the turf shoulder shall be reduced accordingly.

NO SIDEWALK OR SHARED USE PATH

NOTABLE IDOT BLRS REQUIREMENTS

- Section 31-2.01 Borders
 - If no sidewalk or shared use path will be provided and is not anticipated, provide at least a 3-foot to 5-foot-wide area with a 2% slope behind the curb to provide additional support for the roadway, to intercept and slow the runoff, to provide a storage area for snow removal, for placement of signs, and to provide a reasonable slope for the occasional pedestrian.



COOK COUNTY DEPARTMENT OF TRANSPORTATION AND HIGHWAYS

JENNIFER "SIS" KILLEN, P.E., PTOE | SUPERINTENDENT

69 West Washington Street, 24th Floor • Chicago, Illinois 60602 • (312) 603-1601

REVISED: 08/01/2022

Policy #: CIVIL-1

CIVIL DIVISION

REVISED: 03/24/2021

REVISED: 03/24/2021

REVISED: 10/28/2019

ORIGINAL: 01/02/2019

CCDOTH Guideline

Boring and Open Cut Guideline (Civil Division)



INTRODUCTION

The purpose of this guideline is to establish Civil Division policy regarding boring and open cutting of pavement for utility or storm sewer placement.

POLICY

Generally open cutting of pavement is not desirable; facilities should be bored underneath the roadway with as little disturbance to the roadway and ROW as is practicable. It is understood that occasionally the nature of the work will require open cutting of the roadway. This policy defines when open cutting of the roadway is allowable and/or preferred as well as requirements for the work.

Pavement and sidewalk replacement shall be in accordance with IDOT Bureau of Local Roads and Streets (BLRS) Manual, IDOT Standard Specifications for Road and Bridge Construction (Standard Specifications), and the following.

BORING OF UTILITIES (BORE PITS)

Boring of utilities is generally the preferred option. The boring operations should be located outside of the roadway or pedestrian facilities and cause minimal disruption to the surrounding area.

Boring pits may be allowable within the roadway limits in the following conditions.

1. A connection must be made to an existing facility located underneath the roadway.
2. Due to an abundance of utilities precise excavation would be required in order to avoid damage to critical or delicate facilities.
3. The existing facility has collapsed/failed and requires repairs, removal, or replacement in the existing location.

When boring pits are allowed, the following requirements must be met.

1. All trenches within Cook County ROW shall be trench backfilled with FA-6 sand in accordance with Method 1 in accordance with Article 550.07 of the (IDOT) Standard Specifications for Road and Bridge Construction.
2. The composition of the pavement patch should match the existing pavement.
3. The pavement patch shall meet the following requirements.
 - a) Length shall be the greater of 6 feet (measured parallel to the centerline) or 12 inches wider than the bore pit.
 - b) Width shall be the full lane width of each lane affected.
 - c) Comply with Section 442 Pavement Patching of the Standard Specifications, specifically:
 - i. Class B Patches for Portland Cement Concrete (PCC) pavement and concrete bases.
 - ii. Class D Patches for Hot Mix Asphalt (HMA) pavements and HMA bases.

TRANSVERSE UTILITIES OR STORM SEWER (PERPENDICULAR TO THE CENTER OF THE ROADWAY)

Transverse cuts in the roadway are generally not preferable. Exceptions may be made in the following conditions.

1. A connection must be made to an existing facility located underneath the roadway.
2. Due to an abundance of utilities, precise excavation would be required in order to avoid damage to critical or delicate facilities.
3. The existing facility has collapsed/failed and requires repairs, removal, or replacement in the existing location.



COOK COUNTY DEPARTMENT OF TRANSPORTATION AND HIGHWAYS
JENNIFER "SIS" KILLEN, P.E., PTOE | SUPERINTENDENT
69 West Washington Street, 24th Floor • Chicago, Illinois 60602 • (312) 603-1601

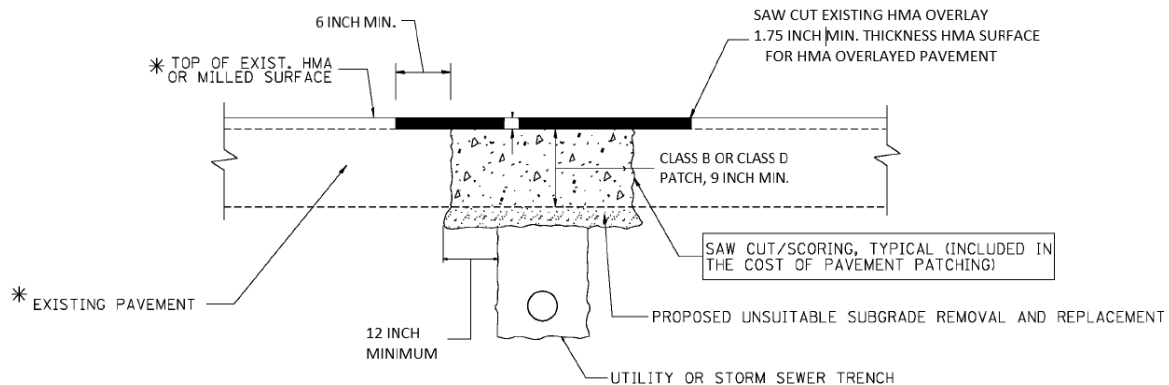
REVISED: 08/03/2022
REVISED: 01/04/2021
ORIGINAL: 05/13/2019

Guideline #: CIVIL-2

CIVIL DIVISION

When open transverse cuts are allowed, the following requirements must be met.

1. All trenches within Cook County ROW shall be trench backfilled with FA-6 sand in accordance with Method 1 in accordance with Article 550.07 of the (IDOT) Standard Specifications for Road and Bridge Construction.
2. The composition of the pavement patch should match the existing pavement.
3. The pavement patch shall meet the following requirements.
 - a) Length shall be the greater of 6 feet (measured parallel to the centerline) or 12 inches wider than the bore pit or trench.
 - b) Width shall be the full lane width of each lane affected.
 - c) Comply with Section 442 Pavement Patching of the Standard Specifications, specifically:
 - i. Class B Patches for concrete pavement and concrete bases.
 - ii. Class D Patches for HMA pavements and HMA bases.
4. For roadways with HMA surface, regardless of HMA or PCC base.
 - a) HMA surface shall be placed a minimum of 6 inches longer on each side of the pavement patch.



Detail of Transverse Trench (Perpendicular to Centerline of Roadway)

LONGITUDINAL UTILITIES OR STORM SEWER (PARALLEL TO THE CENTER OF THE ROADWAY)

Longitudinal cuts in the roadway are generally not preferable. Exceptions may be made in the following conditions.

1. A connection must be made to an existing facility located underneath the roadway.
2. Due to an abundance of utilities precise excavation would be preferred in order to avoid damage to critical or delicate facilities.
3. The facility has collapsed/failed and requires repairs, removal, or replacement in the existing location.
4. Excessive existing utilities limit the location for utility or storm sewer placement.

When open longitudinal cuts are allowed, the following requirements must be met.

1. All trenches within Cook County ROW shall be trench backfilled with FA-6 sand in accordance with Method 1 in accordance with Article 550.07 of the (IDOT) Standard Specifications for Road and Bridge Construction.
2. The composition of the pavement patch should match the existing pavement.
3. The pavement patch shall meet the following requirements.
 - a) Width shall be the full lane width of each lane affected.
 - b) Comply with Section 442 Pavement Patching of the Standard Specifications, specifically:
 - i. Class B Patches for concrete pavement and concrete bases.
 - ii. Class D Patches for HMA pavements and HMA bases.



INVESTIGATIVE PAVEMENT BORINGS/TEST HOLES

Investigative Pavement Borings/Test Holes may be permitted in pavement under the following conditions.

1. Proposed borings/test holes shall not be excessive.
2. Backfill material and methods must assure compaction. Flowable backfill is preferred.
3. Test holes should be 18 inches or less in diameter and not located in a wheel lane or high traffic area.
4. Pavement "plugs" shall not be reused.
 - a) Concrete pavement shall be replaced in kind, with a minimum thickness of 10 inches.
 - b) Asphalt and composite pavement shall be restored with a minimum of 10 inches of PCC topped with a minimum of 2 inches hot mix asphalt.
5. The plans shall include the following.
 - a) Specify backfill material and methods.
 - b) Show dimensions and locations of proposed test holes.
 - c) Provide detail sheet showing a typical section with the thickness and composition of pavement replacement and back fill.



3 DRIVEWAY POLICY (CIVIL DIVISION)

Effective date: December 12, 2019 (hps)

Revised: n/a

Purpose: The purpose of this policy is to establish Civil Division policy regarding driveway construction and rehabilitation.

Policy: Driveway design shall be in accordance with Chapter 41 of the IDOT Bureau of Local Roads and Streets (BLRS) Manual, Proposed Guidelines for Pedestrian Facilities in the Public Right-of-Way (PROWAG), American Disabilities Act (ADA), The Manual on Uniform Traffic Control Devices (MUTCD), Illinois Supplement to the Manual of Uniform Traffic Control Devices (ILMUTCD), and the following.

GENERAL

Notable IDOT BLRS requirements.

Generally, Design shall be in accordance with the IDOT Bureau of Local Roads and Street manual, specifically Chapter 41-2 Driveways.

County requirements

Additionally, the following County requirements are applicable to all driveways within the County ROW.

- Minimum Driveway composition
 - Hot-Mix Asphalt
 - 1.75" Hot Mix Asphalt Surface Course
 - 2.25" Hot Mix Asphalt Binder Course
 - Aggregate Base Course, Type B
 - 8" compacted thickness (Private Drive)
 - 10" compacted thickness (Commercial Drive)
 - Mix design shall be in accordance with IDOT District 1 HMA Mix Selection Table.
 - Portland Cement Concrete
 - 8" PCC thickness
 - Aggregate Base Course, Type B, 4"
- Driveway Widths
 - All noncommercial driveways shall have a width between the minimum of 12 feet and the maximum of 24 feet.
 - Commercial/industrial driveway widths may vary from 24 ft (7.2 m) for low volume activity to a maximum of 35 ft (10.7 m) for undivided design, high volume activity.
 - If commercial driveways need to exceed the maximum allowable width of 35 feet due to truck turning maneuvers, they shall be designed for two-way traffic to be separated by an island area with a minimum width of 6 feet. Where the island is less than 25 feet long or 10 feet wide, it should be outlined by concrete curb or other devices for islands located outside the clear zone between the edge of shoulder and right-of-way line in an uncurbed highway section.
- Driveway running slopes
 - Rural - All driveways constructed in rural locations shall have a grade that slopes away from the highway surface. The grade of rural driveways within the right-of-way should not exceed 10 percent for commercial driveways and 12 percent for noncommercial.
 - Urban - The slopes of all drives constructed in urban locations shall be compatible with the provisions for drainage of the existing designed cross

3. DRIVEWAY POLICY

section but should not exceed 6 and 8 percent, respectively, for commercial and noncommercial driveways.

- Rehabilitation/Resurfacing of driveway
 - Effort should be made to meet the requirements above.
 - If the slope requirements above cannot be met or are not practicable, the proposed grades shall not exceed the existing grades.
- Drainage
 - Drainage collected by ditches, gutters, or pipes on private property shall not be discharged into the highway drainage system unless expressly approved by the Department. The permittee may be required to submit a drainage study to the Department justifying the drainage system proposed and the pipe or sewer sizes to be used. Natural drainage laws and practices must be observed.
 - Where the construction of a driveway necessitates crossing of a ditch, a culvert pipe shall be installed in the ditch by the permittee. The culvert invert shall be at or close to the ditch line as is practicable. Under no circumstances will existing ditches or gutters be filled without adequate alternate provisions for drainage being made.
 - Culvert pipe shall be of a size adequate to carry the anticipated flow in the ditch as determined by the Department and shall not be smaller than 15 inches inside diameter.
 - Driveway culvert pipe shall be reinforced concrete and of a class adequate to withstand the loads from the anticipated vehicular traffic across the driveway. The culvert shall meet the requirements of the Illinois Standard Specifications for Road and Bridge Construction. The length of the culvert may be determined as the sum of the width of the driveway (surfaced width and shoulder) at the ditch line and the length needed to accommodate a sideslope of at least 1 vertical to 3 horizontal from the driveway grade to the ditch, with a minimum length of 22 feet regardless of ditch depth. Along sections of highway on which some end treatment of entrance culverts was provided on original construction or by reconstruction, culverts installed under permit shall have the same or similar end treatment as specified by the Department. Permit applicants may install such end treatment on any road section at their option meeting current roadside design standards in lieu of equivalent culvert length.
- Sidewalks
 - Concrete sidewalks shall be continuous through all driveways with a maximum cross slope of 1.5%.
 - Sidewalk shall be a minimum of 8 inches thickness of concrete over 4 inches of aggregate base course through driveways and at curb ramps in order to allow for vehicular traffic and maintain grade control of the Pedestrian Accessible Route (PAR) through the driveway.
 - Detectable warnings shall be used on both sides of commercial entrances that are stop or yield controlled and span the full width of the sidewalk. Slopes and widths of curb ramps/blended transitions should be fully ADA and

3. DRIVEWAY POLICY

PROWAG compliant. Detectable warnings shall not be used with other driveways.

- Shared Use Paths
 - Through driveways and at curb ramps, the shared use path shall be a minimum of 8 inches thickness of concrete over 4 inches of aggregate base in order to allow for vehicular traffic and maintain grade control of the Pedestrian Accessible Route (PAR) through the driveway.
 - The maximum design cross slope through the driveway shall be 1.5%.
 - Detectable warnings shall be used on both sides of commercial entrances that are stop or yield controlled and span the full width of the shared use path. Slopes and widths of curb ramps/blended transitions should be fully ADA and PROWAG compliant. Detectable warnings shall not be used with other driveways.

- The following CCDOTH Special Provision shall apply, as applicable.
 - 325 Detectable Warnings (Special), Cast Iron.
- The following CCDOTH Standards shall apply, as applicable.
 - C-3 Private and Commercial Drive Detail Standard
 - C-9 PCC Sidewalk Construction (Expansion Joints) Detail
 - C-11 Right-In and Right-Out (Commercial Entrance) Detail

**COOK COUNTY DEPARTMENT OF TRANSPORTATION AND HIGHWAYS - PERMIT
(TO BE INSERTED)**



Illinois Environmental Protection Agency

1021 North Grand Avenue East • P.O. Box 19276 • Springfield • Illinois • 62794-9276 • (217) 782-3397

Uncontaminated Soil Certification by Licensed Professional Engineer or Licensed Professional Geologist for Use of Uncontaminated Soil as Fill in a CCDD or Uncontaminated Soil Fill Operation LPC-663

Revised in accordance with 35 Ill. Adm. Code 1100, as amended by PCB R2012-009 (eff. Aug. 27, 2012)

This certification form is to be used by professional engineers and professional geologists to certify, pursuant to 35 Ill. Adm. Code 1100.205(a)(1)(B), that soil (i) is uncontaminated soil and (ii) is within a pH range of 6.26 to 9.0. If you have questions about this form, please telephone the Bureau of Land Permit Section at 217/524-3300.

This form may be completed online, saved locally, printed and signed, and submitted to prospective clean construction or demolition debris (CCDD) fill operations or uncontaminated soil fill operations.

I. Source Location Information

(Describe the location of the source of the uncontaminated soil)

Project Name: Devon Ave and Tonne Rd Intersection Improvements Office Phone Number, if available: _____

Physical Site Location (address, including number and street):

Devon Ave (from west of Bristol Ln to east of Aurthur Ave) & Tonne Rd/Wood Dale Rd (from Devon Ave to south of North Pkwy)

City: Elk Grove Village State: IL Zip Code: 60007

County: Cook Township: Elk Grove

Lat/Long of approximate center of site in decimal degrees (DD.ddddd) to five decimal places (e.g., 40.67890, -90.12345):

Latitude: 41.99285 Longitude: - 87.97951
(Decimal Degrees) (-Decimal Degrees)

Identify how the lat/long data were determined:

GPS Map Interpolation Photo Interpolation Survey Other

Approx. center of Project Area using Google Earth (decimal degrees)

IEPA Site Number(s), if assigned: BOL: _____ BOW: _____ BOA: _____

Approximate Start Date (mm/dd/yyyy): TBD Approximate End Date (mm/dd/yyyy): TBD

Estimated Volume of debris (cu. Yd.): _____

II. Owner/Operator Information for Source Site

Site Owner

Name: The Village of Elk Grove

Street Address: 450 E. Devon Avenue

PO Box: _____

City: Elk Grove Village State: IL

Zip Code: 60007 Phone: 847-734-8079

Contact: Eric Schmidt, P.E., Senior Engineer

Email, if available: eschmidt@elkgrove.org

Site Operator

Name: _____

Street Address: _____

PO Box: _____

City: _____ State: _____

Zip Code: _____ Phone: _____

Contact: _____

Email, if available: _____

This Agency is authorized to require this information under Section 4 and Title X of the Environmental Protection Act (415 ILCS 5/4, 5/39). Failure to disclose this information may result in: a civil penalty of not to exceed \$50,000 for the violation and an additional civil penalty of not to exceed \$10,000 for each day during which the violation continues (415 ILCS 5/42). This form has been approved by the Forms Management Center.

Uncontaminated Soil Certification

III. Basis for Certification and Attachments

For each item listed below, reference the attachments to this form that provide the required information.

- a. A Description of the soil sample points and how they were determined to be sufficient in number and appropriately located 35 Ill. Adm. Code 1100.610(a)]:

A February 2024 PESA report for Elk Grove Village with coverage of the Project Area was conducted to identify Potentially Impacted Properties (PIPs) nearby. Thirteen (13) PIPs were identified near the Project Area through the database review and site visit, which consists of commercial, industrial, and residential areas. Refer to the attachments for additional information.

- b. Analytical soil testing results to show that soil chemical constituents comply with the maximum allowable concentrations established pursuant to 35 Ill. Adm. Code Part 1100, Subpart F and that the soil pH is within the range of 6.25 to 9.0, including the documentation of chain of custody control, a copy of the lab analysis; the accreditation status of the laboratory performing the analysis; and certification by an authorized agent of the laboratory that the analysis has been performed in accordance with the Agency's rules for the accreditation of environmental and the scope of the accreditation [35 Ill. Adm. Code 1100.201 (g), 1100.205(a), 1100.610]:

On June 12, 2024, a total of eleven (11) borings were advanced in the Project Area to a depth of 5 feet bgs. The PID readings were 0.0 ppm. Samples were analyzed for the following: VOCs, SVOCs, total/TCLP/SPLP TAL (22) metals, and pH. Results achieve MAC values except at SB-01; SB-03; SB-04; SB-07; SB-09; SB-10; SB-11, as documented in the attached narrative.

IV. Certification Statement, Signature and Seal of Licensed Professional Engineer or Licensed Professional Geologist

I, Jeremy J. Reynolds (name of licensed professional engineer or geologist) certify under penalty of law that the information submitted, including but not limited to, all attachments and other information, is to the best of my knowledge and belief, true, accurate and complete. In accordance with the Environmental Protection Act [415 ILCS 5/22.51 or 22.51a] and 35 Ill. Adm. Code 1100.205(a), I certify that the soil from this site is uncontaminated soil. I also certify that the soil pH is within the range of 6.25 to 9.0. In addition, I certify that the soil has not been removed from the site as part of a cleanup or removal of contaminants. All necessary documentation is attached.


Any person who knowingly makes a false, fictitious, or fraudulent material statement, orally or in writing, to the Illinois EPA commits a Class 4 felony. A second or subsequent offense after conviction is a Class 3 felony. (415 ILCS 5/44(h))

Company Name: Huff & Huff, Inc., a Subsidiary of GZA GeoEnvironmental, Inc.
 Street Address: 915 Harger Road
 City: Oakbrook State: IL Zip Code: _____
 Phone: 630-684-9100

Jeremy J. Reynolds, P.G.
Printed Name:

[Signature]
Licensed Professional Engineer or
Licensed Professional Geologist Signature:

Jul 17, 2024
Date:





Mail Processing Center
 Federal Aviation Administration
 Southwest Regional Office
 Obstruction Evaluation Group
 10101 Hillwood Parkway
 Fort Worth, TX 76177

Aeronautical Study No.
 2023-AGL-15044-OE

Issued Date: 10/19/2023

Ken Jay
 Village of Elk Grove Village
 450 E. Devon Avenue
 Elk Grove Village, IL 60007

**** DETERMINATION OF NO HAZARD TO AIR NAVIGATION ****

The Federal Aviation Administration has conducted an aeronautical study under the provisions of 49 U.S.C., Section 44718 and if applicable Title 14 of the Code of Federal Regulations, part 77, concerning:

Structure: Public Road Devon Avenue, Tonne Road/ Wood Dale Road
 Location: Elk Grove Village, IL
 Latitude: 41-59-34.36N NAD 83
 Longitude: 87-58-35.26W
 Heights: 720 feet site elevation (SE)
 0 feet above ground level (AGL)
 720 feet above mean sea level (AMSL)

This aeronautical study revealed that the structure does not exceed obstruction standards and would not be a hazard to air navigation provided the following condition(s), if any, is(are) met:

It is required that FAA Form 7460-2, Notice of Actual Construction or Alteration, be e-filed any time the project is abandoned or:

- At least 10 days prior to start of construction (7460-2, Part 1)
- Within 5 days after the construction reaches its greatest height (7460-2, Part 2)

Based on this evaluation, marking and lighting are not necessary for aviation safety. However, if marking/ lighting are accomplished on a voluntary basis, we recommend it be installed in accordance with FAA Advisory circular 70/7460-1 M.

This determination expires on 04/19/2025 unless:

- (a) the construction is started (not necessarily completed) and FAA Form 7460-2, Notice of Actual Construction or Alteration, is received by this office.
- (b) extended, revised, or terminated by the issuing office.
- (c) the construction is subject to the licensing authority of the Federal Communications Commission (FCC) and an application for a construction permit has been filed, as required by the FCC, within 6 months of the date of this determination. In such case, the determination expires on the date prescribed by the FCC for completion of construction, or the date the FCC denies the application.

NOTE: REQUEST FOR EXTENSION OF THE EFFECTIVE PERIOD OF THIS DETERMINATION MUST BE E-FILED AT LEAST 15 DAYS PRIOR TO THE EXPIRATION DATE. AFTER RE-EVALUATION OF CURRENT OPERATIONS IN THE AREA OF THE STRUCTURE TO DETERMINE THAT NO SIGNIFICANT AERONAUTICAL CHANGES HAVE OCCURRED, YOUR DETERMINATION MAY BE ELIGIBLE FOR ONE EXTENSION OF THE EFFECTIVE PERIOD.

This determination is based, in part, on the foregoing description which includes specific coordinates, heights, frequency(ies) and power. Any changes in coordinates, heights, and frequencies or use of greater power, except those frequencies specified in the Colo Void Clause Coalition; Antenna System Co-Location; Voluntary Best Practices, will void this determination. Any future construction or alteration, including increase to heights, power, or the addition of other transmitters, requires separate notice to the FAA. This determination includes all previously filed frequencies and power for this structure.

If construction or alteration is dismantled or destroyed, you must submit notice to the FAA within 5 days after the construction or alteration is dismantled or destroyed.

This determination does include temporary construction equipment such as cranes, derricks, etc., which may be used during actual construction of the structure. However, this equipment shall not exceed the overall heights as indicated above. Equipment which has a height greater than the studied structure requires separate notice to the FAA.

This determination concerns the effect of this structure on the safe and efficient use of navigable airspace by aircraft and does not relieve the sponsor of compliance responsibilities relating to any law, ordinance, or regulation of any Federal, State, or local government body.

If we can be of further assistance, please contact our office at (847) 294-7458, or fred.souchet@faa.gov. On any future correspondence concerning this matter, please refer to Aeronautical Study Number 2023-AGL-15044-OE.

Signature Control No: 594939258-602455332

Fred Souchet
Specialist

(DNE)

Attachment(s)

Map(s)

TOPO Map for ASN 2023-AGL-15044-OE





Mail Processing Center
Federal Aviation Administration
Southwest Regional Office
Obstruction Evaluation Group
10101 Hillwood Parkway
Fort Worth, TX 76177

Aeronautical Study No.
2023-AGL-20348-OE

Issued Date: 10/19/2023

Ken Jay
Village of Elk Grove Village
450 E. Devon Avenue
Elk Grove Village, IL 60007

****DETERMINATION OF NO HAZARD TO AIR NAVIGATION FOR TEMPORARY STRUCTURE****

The Federal Aviation Administration has conducted an aeronautical study under the provisions of 49 U.S.C., Section 44718 and if applicable Title 14 of the Code of Federal Regulations, part 77, concerning:

Structure:	Mobile Construction Equipment Excavator
Location:	Elk Grove Village, IL
Latitude:	41-59-34.36N NAD 83
Longitude:	87-58-35.26W
Heights:	720 feet site elevation (SE) 25 feet above ground level (AGL) 745 feet above mean sea level (AMSL)

This aeronautical study revealed that the temporary structure does not exceed obstruction standards and would not be a hazard to air navigation provided the condition(s), if any, in this letter is (are) met:

****SEE ATTACHMENT FOR ADDITIONAL CONDITION(S) OR INFORMATION****

This determination is based, in part, on the foregoing description which includes specific coordinates, heights, frequency(ies) and power. Any changes in coordinates, heights and frequencies or use of greater power, except those frequencies specified in the Colo Void Clause Coalition; Antenna System Co-Location; Voluntary Best Practices, will void this determination. Any future construction or alteration, including increase to heights, power or the addition of other transmitters, requires separate notice to the FAA. This determination includes all previously filed frequencies and power for this structure.

This determination does include temporary construction equipment such as cranes, derricks, etc., which may be used during actual construction of a structure. However, this equipment shall not exceed the overall heights as indicated above. Equipment which has a height greater than the studied structure requires separate notice to the FAA.

This determination did not include an evaluation of the permanent structure associated with the use of this temporary structure. If the permanent structure will exceed Title 14 of the Code of Federal Regulations, part 77.9, a separate aeronautical study and FAA determination is required.

This determination concerns the effect of this temporary structure on the safe and efficient use of navigable airspace by aircraft and does not relieve the sponsor of compliance responsibilities relating to any law, ordinance, or regulation of any Federal, State, or local government body.

A copy of this determination will be forwarded to the Federal Aviation Administration Flight Procedures Office if the structure is subject to the issuance of a Notice To Air Missions (NOTAM).

If you have any questions, please contact our office at (847) 294-7458, or fred.souchet@faa.gov. On any future correspondence concerning this matter, please refer to Aeronautical Study Number 2023-AGL-20348-OE

Signature Control No: 600696229-602455350

(TMP)

Fred Souchet
Specialist

Additional Condition(s) or Information for ASN 2023-AGL-20348-OE

Proposal: To construct and/or operate a(n) Mobile Construction Equipment to a height of 25 feet above ground level, 745 feet above mean sea level.

Location: The structure will be located 3.2 nautical miles west of ORD Airport reference point.

Part 77 Obstruction Standard(s) Exceeded and Aeronautical Impacts, if any:

Aeronautical study revealed that the temporary structure will not exceed any Part 77 obstruction standard. Aeronautical study confirmed that the temporary structure will have no effect on any existing or proposed arrival, departure or en route instrument/visual flight rules (IFR/VFR) operations or procedures. Additionally, aeronautical study confirmed that the temporary structure will have no physical or electromagnetic effect on the operation of air navigation and communications facilities and will not impact any airspace and routes used by the military. Based on this aeronautical study, the FAA finds that the temporary structure will have no adverse effect on air navigation and will not impact any aeronautical operations or procedures.

Based on this aeronautical study, the structure would not constitute a substantial adverse effect on aeronautical operations or procedures because it will be temporary. The temporary structure would not be considered a hazard to air navigation provided all of the conditions specified in this determination are strictly met.

Based on this evaluation, marking and lighting are not necessary for aviation safety. However, if marking/lighting are accomplished on a voluntary basis, we recommend it be installed in accordance with FAA Advisory circular 70/7460-1 M.

This determination expires on 04/19/2025 unless extended, revised, or terminated by the issuing office.

It is required that FAA Form 7460-2, Notice of Actual Construction or Alteration, be e-filed within 5 days after the temporary structure is dismantled.

NOTE: REQUEST FOR EXTENSION OF THE EFFECTIVE PERIOD OF THIS DETERMINATION MUST BE E-FILED AT LEAST 15 DAYS PRIOR TO THE EXPIRATION DATE. AFTER RE-EVALUATION OF CURRENT OPERATIONS IN THE AREA OF THE STRUCTURE TO DETERMINE THAT NO SIGNIFICANT AERONAUTICAL CHANGES HAVE OCCURRED, YOUR DETERMINATION MAY BE ELIGIBLE FOR ONE EXTENSION OF THE EFFECTIVE PERIOD.

AGGREGATE SUBGRADE IMPROVEMENT (BDE)

Effective: April 1, 2012

Revised: April 1, 2022

Add the following Section to the Standard Specifications:

“SECTION 303. AGGREGATE SUBGRADE IMPROVEMENT

303.01 Description. This work shall consist of constructing an aggregate subgrade improvement (ASI).

303.02 Materials. Materials shall be according to the following.

Item	Article/Section
(a) Coarse Aggregate	1004.07
(b) Reclaimed Asphalt Pavement (RAP)	1031.09

303.03 Equipment. The vibratory roller shall be according to Article 1101.01, or as approved by the Engineer. Vibratory machines, such as tampers, shall be used in areas where rollers do not fit.

303.04 Soil Preparation. The minimum immediate bearing value (IBV) of the soil below the improved subgrade shall be according to the Department’s “Subgrade Stability Manual” for the aggregate thickness specified.

303.05 Placing and Compacting. The maximum nominal lift thickness of aggregate gradations CA 2, CA 6, and CA 10 when compacted shall be 9 in. (225 mm). The maximum nominal lift thickness of aggregate gradations CS 1, CS 2, and RR 1 when compacted shall be 24 in. (600 mm).

The top surface of the aggregate subgrade improvement shall consist of a layer of capping aggregate gradations CA 6 or CA 10 that is 3 in. (75 mm) thick after compaction. Capping aggregate will not be required when aggregate subgrade improvement is used as a cubic yard pay item for undercut applications.

Each lift of aggregate shall be compacted to the satisfaction of the Engineer. If the moisture content of the material is such that compaction cannot be obtained, sufficient water shall be added so that satisfactory compaction can be obtained.

303.06 Finishing and Maintenance. The aggregate subgrade improvement shall be finished to the lines, grades, and cross sections shown on the plans, or as directed by the Engineer. The aggregate subgrade improvement shall be maintained in a smooth and compacted condition.

303.07 Method of Measurement. This work will be measured for payment according to Article 311.08.

303.08 Basis of Payment. This work will be paid for at the contract unit price per cubic yard (cubic meter) or ton (metric ton) for AGGREGATE SUBGRADE IMPROVEMENT or at the contract unit price per square yard (square meter) for AGGREGATE SUBGRADE IMPROVEMENT, of the thickness specified.”

Add the following to Section 1004 of the Standard Specifications:

“1004.07 Coarse Aggregate for Aggregate Subgrade Improvement (ASI). The aggregate shall be according to Article 1004.01 and the following.

(a) Description. The coarse aggregate shall be crushed gravel, crushed stone, or crushed concrete. In applications where greater than 24 in. (600 mm) of ASI material is required, gravel may be used below the top 12 in (300 mm) of ASI.

(b) Quality. The coarse aggregate shall consist of sound durable particles reasonably free of deleterious materials.

(c) Gradation.

(1) The coarse aggregate gradation for total ASI thickness less than or equal to 12 in. (300 mm) shall be CA 2, CA 6, CA 10, or CS 1.

The coarse aggregate gradation for total ASI thickness greater than 12 in. (300 mm) shall be CS 1 or CS 2 as shown below or RR 1 according to Article 1005.01(c).

COARSE AGGREGATE SUBGRADE GRADATIONS					
Grad No.	Sieve Size and Percent Passing				
	8”	6”	4”	2”	#4
CS 1	100	97 ± 3	90 ± 10	45 ± 25	20 ± 20
CS 2		100	80 ± 10	25 ± 15	

COARSE AGGREGATE SUBGRADE GRADATIONS (Metric)					
Grad No.	Sieve Size and Percent Passing				
	200 mm	150 mm	100 mm	50 mm	4.75 mm
CS 1	100	97 ± 3	90 ± 10	45 ± 25	20 ± 20
CS 2		100	80 ± 10	25 ± 15	

(2) Capping aggregate shall be gradation CA 6 or CA 10.”

Add the following to Article 1031.09 of the Standard Specifications:

“(b) RAP in Aggregate Subgrade Improvement (ASI). RAP in ASI shall be according to Articles 1031.01(a), 1031.02(a), 1031.06(a)(1), and 1031.06(a)(2), and the following.

- (1) The testing requirements of Article 1031.03 shall not apply.
- (2) Crushed RAP used for the lower lift may be mechanically blended with aggregate gradations CS 1, CS 2, and RR 1 but it shall be no greater than 40 percent of the total product volume. RAP agglomerations shall be no greater than 4 in. (100 mm).
- (3) For capping aggregate, well graded RAP having 100 percent passing the 1 1/2 in. (38 mm) sieve may be used when aggregate gradations CS 1, CS 2, CA 2, or RR 1 are used in the lower lift. FRAP will not be permitted as capping material.

Blending shall be through calibrated interlocked feeders or a calibrated blending plant such that the prescribed blending percentage is maintained throughout the blending process. The calibration shall have an accuracy of ± 2.0 percent of the actual quantity of material delivered.”

80274

BITUMINOUS MATERIALS COST ADJUSTMENTS (BDE)

Effective: November 2, 2006

Revised: August 1, 2017

Description. Bituminous material cost adjustments will be made to provide additional compensation to the Contractor, or credit to the Department, for fluctuations in the cost of bituminous materials when optioned by the Contractor. The bidder shall indicate with their bid whether or not this special provision will be part of the contract.

The adjustments shall apply to permanent and temporary hot-mix asphalt (HMA) mixtures, bituminous surface treatments (cover and seal coats), and preventative maintenance type surface treatments that are part of the original proposed construction, or added as extra work and paid for by agreed unit prices. The adjustments shall not apply to bituminous prime coats, tack coats, crack filling/sealing, joint filling/sealing, or extra work paid for at a lump sum price or by force account.

Method of Adjustment. Bituminous materials cost adjustments will be computed as follows.

$$CA = (BPI_P - BPI_L) \times (\%AC_V / 100) \times Q$$

Where: CA = Cost Adjustment, \$.

BPI_P = Bituminous Price Index, as published by the Department for the month the work is performed, \$/ton (\$/metric ton).

BPI_L = Bituminous Price Index, as published by the Department for the month prior to the letting for work paid for at the contract price; or for the month the agreed unit price letter is submitted by the Contractor for extra work paid for by agreed unit price, \$/ton (\$/metric ton).

%AC_V = Percent of virgin Asphalt Cement in the Quantity being adjusted. For HMA mixtures, the % AC_V will be determined from the adjusted job mix formula. For bituminous materials applied, a performance graded or cutback asphalt will be considered to be 100% AC_V and undiluted emulsified asphalt will be considered to be 65% AC_V.

Q = Authorized construction Quantity, tons (metric tons) (see below).

For HMA mixtures measured in square yards: $Q, \text{ tons} = A \times D \times (G_{mb} \times 46.8) / 2000$. For HMA mixtures measured in square meters: $Q, \text{ metric tons} = A \times D \times (G_{mb} \times 1) / 1000$. When computing adjustments for full-depth HMA pavement, separate calculations will be made for the binder and surface courses to account for their different G_{mb} and % AC_V.

For bituminous materials measured in gallons: $Q, \text{ tons} = V \times 8.33 \text{ lb/gal} \times SG / 2000$

For bituminous materials measured in liters: $Q, \text{ metric tons} = V \times 1.0 \text{ kg/L} \times SG / 1000$

Where: A = Area of the HMA mixture, sq yd (sq m).

D = Depth of the HMA mixture, in. (mm).

G_{mb} = Average bulk specific gravity of the mixture, from the approved mix design.

V = Volume of the bituminous material, gal (L).
SG = Specific Gravity of bituminous material as shown on the bill of lading.

Basis of Payment. Bituminous materials cost adjustments may be positive or negative but will only be made when there is a difference between the BPI_L and BPI_P in excess of five percent, as calculated by:

$$\text{Percent Difference} = \{(BPI_L - BPI_P) \div BPI_L\} \times 100$$

Bituminous materials cost adjustments will be calculated for each calendar month in which applicable bituminous material is placed; and will be paid or deducted when all other contract requirements for the work placed during the month are satisfied. The adjustments shall not apply during contract time subject to liquidated damages for completion of the entire contract.

80173

CEMENT, FINELY DIVIDED MINERALS, ADMIXTURES; CONCRETE, AND MORTAR (BDE)

Effective: January 1, 2025

Revise the first paragraph of Article 285.05 of the Standard Specifications to read:

“285.05 Fabric Formed Concrete Revetment Mat. The grout shall consist of a mixture of cement, fine aggregate, and water so proportioned and mixed as to provide a pumpable slurry. Fly ash or ground granulated blast furnace (GGBF) slag, and concrete admixtures may be used at the option of the Contractor. The grout shall have an air content of not less than 6.0 percent nor more than 9.0 percent of the volume of the grout. The mix shall obtain a compressive strength of 2500 psi (17,000 kPa) at 28 days according to Article 1020.09.”

Revise Article 302.02 of the Standard Specifications to read:

“302.02 Materials. Materials shall be according to the following.

Item	Article/Section
(a) Cement	1001
(b) Water	1002
(c) Hydrated Lime	1012.01
(d) By-Product, Hydrated Lime	1012.02
(e) By-Product, Non-Hydrated Lime	1012.03
(f) Lime Slurry	1012.04
(g) Fly Ash	1010
(h) Soil for Soil Modification (Note 1)	1009.01
(i) Bituminous Materials (Note 2)	1032

Note 1. This soil requirement only applies when modifying with lime (slurry or dry).

Note 2. The bituminous materials used for curing shall be emulsified asphalt RS-2, CRS-2, HFE 90, or HFE 150; rapid curing liquid asphalt RC-70; or medium curing liquid asphalt MC-70 or MC-250.”

Revise Article 312.07(c) of the Standard Specifications to read:

“(c) Cement1001”

Add Article 312.07(i) of the Standard Specifications to read:

“(i) Ground Granulated Blast Furnace (GGBF) Slag1010”

Revise the first paragraph of Article 312.09 of the Standard Specifications to read:

“312.09 Proportioning and Mix Design. At least 60 days prior to start of placing CAM II, the Contractor shall submit samples of materials to be used in the work for proportioning and testing.

The mixture shall contain a minimum of 200 lb (120 kg) of cement per cubic yard (cubic meter). Cement may be replaced with fly ash or ground granulated blast furnace (GGBF) slag according to Article 1020.05(c)(1) or 1020.05(c)(2), respectively, however the minimum cement content in the mixture shall be 170 lbs/cu yd (101 kg/cu m). Blends of coarse and fine aggregates will be permitted, provided the volume of fine aggregate does not exceed the volume of coarse aggregate. The Engineer will determine the proportions of materials for the mixture according to the "Portland Cement Concrete Level III Technician Course" manual. However, the Contractor may substitute their own mix design. Article 1020.05(a) shall apply, and a Level III PCC Technician shall develop the mix design."

Revise Article 352.02 of the Standard Specifications to read:

"352.02 Materials. Materials shall be according to the following.

Item	Article/Section
(a) Cement (Note 1)	1001
(b) Soil for Soil-Cement Base Course	1009.03
(c) Water	1002
(d) Bituminous Materials (Note 2)	1032

Note 1. Bulk cement may be used for the traveling mixing plant method if the equipment for handling, weighing, and spreading the cement is approved by the Engineer.

Note 2. The bituminous materials used for curing shall be emulsified asphalt RS-2, CRS-2, HFE 90, or HFE 150; rapid curing liquid asphalt RC-70; or medium curing liquid asphalt MC-70 or MC-250."

Revise Article 404.02 of the Standard Specifications to read:

"404.02 Materials. Materials shall be according to the following.

Item	Article/Section
(a) Cement	1001
(b) Water	1002
(c) Fine Aggregate	1003.08
(d) Bituminous Material (Tack Coat)	1032.06
(e) Emulsified Asphalts (Note 1) (Note 2)	1032.06
(f) Fiber Modified Joint Sealer	1050.05
(g) Additives (Note 3)	

Note 1. When used for slurry seal, the emulsified asphalt shall be CQS-1h according to Article 1032.06(b).

Note 2. When used for micro-surfacing, the emulsified asphalt shall be CQS-1hP according to Article 1032.06(e).

Note 3. Additives may be added to the emulsion mix or any of the component materials to provide the control of the quick-traffic properties. They shall be included as part of the mix design and be compatible with the other components of the mix.

Revise the last sentence of the fourth paragraph of Article 404.08 of the Standard Specifications to read:

“When approved by the Engineer, the sealant may be dusted with fine sand, cement, or mineral filler to prevent tracking.”

Revise Note 2 of Article 516.02 of the Standard Specifications to read:

“Note 2. The sand-cement grout mix shall be according to Section 1020 and shall be a 1:1 blend of sand and cement comprised of a Type I, IL, or II cement at 185 lb/cu yd (110 kg/cu m). The maximum water cement ratio shall be sufficient to provide a flowable mixture with a typical slump of 10 in. (250 mm).”

Revise Note 2 of Article 543.02 of the Standard Specifications to read:

“Note 2. The grout mixture shall be 6.50 hundredweight/cu yd (385 kg/cu m) of cement plus fine aggregate and water. Fly ash or ground granulated blast furnace (GGBF) slag may replace a maximum of 5.25 hundredweight/cu yd (310 kg/cu m) of the cement. The water/cement ratio, according to Article 1020.06, shall not exceed 0.60. An air-entraining admixture shall be used to produce an air content, according to Article 1020.08, of not less than 6.0 percent nor more than 9.0 percent of the volume of the grout. The Contractor shall have the option to use a water-reducing or high range water-reducing admixture.”

Revise Article 583.01 of the Standard Specifications to read:

“**583.01 Description.** This work shall consist of placing cement mortar along precast, prestressed concrete bridge deck beams as required for fairing out any unevenness between adjacent deck beams prior to placing of waterproofing membrane and surfacing.”

Revise Article 583.02(a) of the Standard Specifications to read:

“(a) Cement1001”

Revise the first paragraph of Article 583.03 of the Standard Specifications to read:

“**583.03 General.** This work shall only be performed when the air temperature is 45 °F (7 °C) and rising. The mixture for cement mortar shall consist of three parts sand to one part cement by volume. The amount of water shall be no more than that necessary to produce a workable, plastic mortar.”

Revise Note 2/ in Article 1003.01(b) of the Standard Specifications to read:

“2/ Applies only to sand. Sand exceeding the colorimetric test standard of 11 (Illinois Modified AASHTO T 21) will be checked for mortar making properties according to Illinois Modified ASTM C 87 and shall develop a compressive strength at the age of 14 days when using Type I, IL, or II cement of not less than 95 percent of the comparable standard.

Revise the second sentence of Article 1003.02(e)(1) of the Standard Specifications to read:

“The test will be performed with Type I, IL, or II portland cement having a total equivalent alkali content ($\text{Na}_2\text{O} + 0.658\text{K}_2\text{O}$) of 0.90 percent or greater.”

Revise the first sentence of the second paragraph of Article 1003.02(e)(3) of the Standard Specifications to read:

“The ASTM C 1293 test shall be performed with Type I, IL, or II portland cement having a total equivalent alkali content ($\text{Na}_2\text{O} + 0.658\text{K}_2\text{O}$) of 0.80 percent or greater.”

Revise the second sentence of Article 1004.02(g)(1) of the Standard Specifications to read:

“The test will be performed with Type I, IL, or II portland cement having a total equivalent alkali content ($\text{Na}_2\text{O} + 0.658\text{K}_2\text{O}$) of 0.90 percent or greater.”

Revise Article 1017.01 of the Standard Specifications to read:

“**1017.01 Requirements.** The mortar shall be high-strength according to ASTM C 387 and shall have a minimum 80.0 percent relative dynamic modulus of elasticity when tested by the Department according to Illinois Modified AASHTO T 161 or AASHTO T 161 when tested by an independent lab. The high-strength mortar shall have a water-soluble chloride ion content of less than 0.40 lb/cu yd (0.24 kg/cu m). The test shall be performed according to ASTM C 1218, and the high-strength mortar shall have an age of 28 to 42 days at the time of test. The ASTM C 1218 test shall be performed by an independent lab a minimum of once every five years, and the test results shall be provided to the Department. Mixing of the high-strength mortar shall be according to the manufacturer’s specifications. The Department will maintain a qualified product list.”

Revise the fourth sentence of Article 1018.01 of the Standard Specifications to read:

“The ASTM C 1218 test shall be performed by an independent lab a minimum of once every five years, and the test results shall be provided to the Department.”

Revise Article 1019.02 of the Standard Specifications to read:

“**1019.02 Materials.** Materials shall be according to the following.

Item	Article/Section
(a) Cement	1001
(b) Water	1002

- (c) Fine Aggregate for Controlled Low-Strength Material (CLSM) 1003.06
- (d) Fly Ash 1010
- (e) Ground Granulated Blast Furnace (GGBF) Slag..... 1010
- (f) Admixtures (Note 1)

Note 1. The air-entraining admixture may be in powder or liquid form. Prior to approval, a CLSM air-entraining admixture will be evaluated by the Department. The admixture shall be able to meet the air content requirements of Mix 2. The Department will maintain a qualified product list.”

Revise Article 1019.05 of the Standard Specifications to read:

“**1019.05 Department Mix Design.** The Department mix design shall be Mix 1, 2, or 3 and shall be proportioned to yield approximately one cubic yard (cubic meter).

Mix 1	
Cement	50 lb (30 kg)
Fly Ash – Class C or F, and/or GGBF Slag	125 lb (74 kg)
Fine Aggregate – Saturated Surface Dry	2900 lb (1720 kg)
Water	50-65 gal (248-322 L)
Air Content	No air is entrained

Mix 2	
Cement	125 lb (74 kg)
Fine Aggregate – Saturated Surface Dry	2500 lb (1483 kg)
Water	35-50 gal (173-248 L)
Air Content	15-25 %

Mix 3	
Cement	40 lb (24 kg)
Fly Ash – Class C or F, and/or GGBF Slag	125 lb (74 kg)
Fine Aggregate – Saturated Surface Dry	2500 lb (1483 kg)
Water	35-50 gal (179-248 L)
Air Content	15-25 %”

Revise Article 1020.04, Table 1, Note (8) of the Standard Specifications to read:

“(8) In addition to the Type III portland cement, 100 lb/cu yd of ground granulated blast-furnace slag and 50 lb/cu yd of microsilica (silica fume) shall be used. For an air temperature greater than 85 °F, the Type III portland cement may be replaced with Type I, IL, or II portland cement.”

Revise Article 1020.04, Table 1 (Metric), Note (8) of the Standard Specifications to read:

“(8) In addition to the Type III portland cement, 60 kg/cu m of ground granulated blast-furnace slag and 30 kg/cu m of microsilica (silica fume) shall be used. For an air temperature greater than 30 °C, the Type III portland cement may be replaced with Type I, IL, or II portland cement.”

Revise the second paragraph of Article 1020.05(a) of the Standard Specifications to read:

“For a mix design using a portland-pozzolan cement, portland blast-furnace slag cement, portland-limestone cement, or replacing portland cement with finely divided minerals per Articles 1020.05(c) and 1020.05(d), the Contractor may submit a mix design with a minimum portland cement content less than 400 lbs/cu yd (237 kg/cu m), but not less than 375 lbs/cu yd (222 kg/cu m), if the mix design is shown to have a minimum relative dynamic modulus of elasticity of 80 percent determined according to AASHTO T 161. Testing shall be performed by an independent laboratory accredited by AASHTO re:source for Portland Cement Concrete.”

Revise the first sentence of the first paragraph of Article 1020.05(b) of the Standard Specifications to read:

“Corrosion inhibitors and concrete admixtures shall be according to the qualified product lists.”

Delete the fourth and fifth sentences of the second paragraph of Article 1020.05(b) of the Standard Specifications.

Revise the third sentence of the second paragraph of Article 1020.05(b)(5) of the Standard Specifications to read:

“The qualified product lists of concrete admixtures shall not apply.”

Revise second paragraph of Article 1020.05(b)(10) of the Standard Specifications to read:

“When calcium nitrite is used, it shall be added at the rate of 4 gal/cu yd (20 L/cu m) and shall be added to the mix immediately after all compatible admixtures have been introduced to the batch. Other corrosion inhibitors shall be added per the manufacturer’s specifications.”

Delete the third paragraph of Article 1020.05(b)(10) of the Standard Specifications.

Revise Article 1020.15(b)(1)c. of the Standard Specifications to read:

“c. The minimum portland cement content in the mixture shall be 375 lbs/cu yd (222 kg/cu m). When the total of organic processing additions, inorganic processing additions, and limestone addition exceed 5.0 percent in the cement, the minimum portland cement content in the mixture shall be 400 lbs/cu yd (237 kg/cu m). For a drilled shaft, foundation, footing, or substructure, the

minimum portland cement may be reduced to as low as 330 lbs/cu yd (196 kg/cu m) if the concrete has adequate freeze/thaw durability. The Contractor shall provide freeze/thaw test results according to AASHTO T 161, and the relative dynamic modulus of elasticity of the mix design shall be a minimum of 80 percent. Testing shall be performed by an independent laboratory accredited by AASHTO re:source for Portland Cement Concrete. Freeze/thaw testing will not be required for concrete that will not be exposed to freezing and thawing conditions as determined by the Engineer.”

Revise Article 1021.01 of the Standard Specifications to read:

“**1021.01 General.** Admixtures shall be furnished in liquid or powder form ready for use. The admixtures shall be delivered in the manufacturer's original containers, bulk tank trucks or such containers or tanks as are acceptable to the Engineer. Delivery shall be accompanied by a ticket which clearly identifies the manufacturer, the date of manufacture, and trade name of the material. Containers shall be readily identifiable as to manufacturer, the date of manufacture, and trade name of the material they contain.

Concrete admixtures shall be on one of the Department's qualified product lists. Unless otherwise noted, admixtures shall have successfully completed and remain current with the AASHTO Product Eval and Audit Concrete Admixture (CADD) testing program. For admixture submittals to the Department; the product brand name, manufacturer name, admixture type or types, an electronic link to the product's technical data sheet, and the NTPEP testing number which contains an electronic link to all test data shall be provided. In addition, a letter shall be submitted certifying that no changes have been made in the formulation of the material since the most current round of tests conducted by AASHTO Product Eval and Audit. After 28 days of testing by AASHTO Product Eval and Audit, air-entraining admixtures may be provisionally approved and used on Departmental projects. For all other admixtures, unless otherwise noted, the time period after which provisionally approved status may be earned is 6 months.

The manufacturer shall include the following in the submittal to the AASHTO Product Eval and Audit CADD testing program: the manufacturing range for specific gravity, the midpoint and manufacturing range for residue by oven drying, and manufacturing range of pH. The submittal shall also include an infrared spectrophotometer trace no more than five years old.

For air-entraining admixtures according to Article 1021.02, the specific gravity allowable manufacturing range established by the manufacturer shall be according to AASHTO M 194. For residue by oven drying and pH, the allowable manufacturing range and test methods shall be according to AASHTO M 194.

For admixtures according to Articles 1021.03, 1021.04, 1021.05, 1021.06, 1021.07, and 1021.08, the pH allowable manufacturing range established by the manufacturer shall be according to ASTM E 70. For specific gravity and residue by oven drying, the allowable manufacturing range and test methods shall be according to AASHTO M 194.

All admixtures, except chloride-based accelerators, shall contain a maximum of 0.3 percent chloride by weight (mass) as determined by an appropriate test method. To verify the test result, the Department will use Illinois Modified AASHTO T 260, Procedure A, Method 1.

Prior to final approval of an admixture, the Engineer reserves the right to request a sample for testing. The test and reference concrete mixtures tested by the Engineer will contain a cement content of 5.65 cwt/cu yd (335 kg/cu m). For freeze-thaw testing, the Department will perform the test according to Illinois Modified AASHTO T 161. The flexural strength test will be performed according to AASHTO T 177. If the Engineer decides to test the admixture, the manufacturer shall submit AASHTO T 197 water content and set time test results on the standard cement used by the Department. The manufacturer may select their lab or an independent lab to perform this testing. The laboratory is not required to be accredited by AASHTO.

Random field samples may be taken by the Department to verify an admixture meets specification. A split sample will be provided to the manufacturer if requested. Admixtures that do not meet specification requirements or an allowable manufacturing range established by the manufacturer shall be replaced with new material.”

Revise Article 1021.03 of the Standard Specifications to read:

“**1021.03 Retarding and Water-Reducing Admixtures.** The admixture shall be according to the following.

- (a) Retarding admixtures shall be according to AASHTO M 194, Type B (retarding) or Type D (water-reducing and retarding).
- (b) Water-reducing admixtures shall be according to AASHTO M 194, Type A.
- (c) High range water-reducing admixtures shall be according to AASHTO M 194, Type F (high range water-reducing) or Type G (high range water-reducing and retarding).”

Revise Article 1021.05 of the Standard Specifications to read:

“**1021.05 Self-Consolidating Admixtures.** Self-consolidating admixture systems shall consist of either a high range water-reducing admixture only or a high range water-reducing admixture combined with a separate viscosity modifying admixture. The one or two component admixture system shall be capable of producing a concrete that can flow around reinforcement and consolidate under its own weight without additional effort and without segregation.

High range water-reducing admixtures shall be according to AASHTO M 194, Type F.

Viscosity modifying admixtures shall be according to AASHTO M 194, Type S (specific performance).”

Revise Article 1021.06 of the Standard Specifications to read:

“1021.06 Rheology-Controlling Admixture. Rheology-controlling admixtures shall be capable of producing a concrete mixture with a lower yield stress that will consolidate easier for slipform applications used by the Contractor. Rheology-controlling admixtures shall be according to AASHTO M 194, Type S (specific performance).”

Revise Article 1021.07 of the Standard Specifications to read:

“1021.07 Corrosion Inhibitor. The corrosion inhibitor shall be according to one of the following.

- (a) Calcium Nitrite. Corrosion inhibitors shall contain a minimum 30 percent calcium nitrite by weight (mass) of solution and shall comply with either the requirements of AASHTO M 194, Type C (accelerating) or the requirements of ASTM C 1582. The corrosion inhibiting performance requirements of ASTM C 1582 shall not apply.
- (b) Other Materials. The corrosion inhibitor shall be according to ASTM C 1582.

For submittals requiring testing according to ASTM M 194, Type C (accelerating), the admixture shall meet the requirements of the AASHTO Product Eval and Audit CADD testing program according to Article 1021.01.

For submittals requiring testing according to ASTM C 1582, a report prepared by an independent laboratory accredited by AASHTO re:source for portland cement concrete shall be provided. The report shall show the results of physical tests conducted no more than five years prior to the time of submittal, according to applicable specifications. However, ASTM G 109 test information specified in ASTM C 1582 is not required to be from an independent accredited lab. All other information in ASTM C 1582 shall be from an independent accredited lab. Test data and other information required to be submitted to AASHTO Product Eval and Audit according to Article 1021.01, shall instead be submitted directly to the Department.”

Add Article 1021.08 of the Standard Specifications as follows:

“1021.08 Other Specific Performance Admixtures. Other specific performance admixtures shall, at a minimum, be according to AASHTO M 194, Type S (specific performance). The Department also reserves the right to require other testing, as determined by the Engineer, to show evidence of specific performance characteristics.

Initial testing according to AASHTO M 194 may be conducted under the AASHTO Product Eval and Audit CADD testing program according to Article 1021.01, or by an independent laboratory accredited by AASHTO re:source for Portland Cement Concrete. In either case, test data and other information required to be submitted to AASHTO Product Eval and Audit according to Article 1021.01, shall also be submitted directly to the Department. The independent accredited lab report shall show the results of physical tests conducted no more than five years prior to the time of submittal, according to applicable specifications.”

Revise Article 1024.01 of the Standard Specifications to read:

“1024.01 Requirements for Grout. The grout shall be proportioned by dry volume, thoroughly mixed, and shall have a minimum temperature of 50 °F (10 °C). Water shall not exceed the minimum needed for placement and finishing.

Materials for the grout shall be according to the following.

Item	Article/Section
(a) Cement	1001
(b) Water	1002
(c) Fine Aggregate	1003.02
(d) Fly Ash	1010
(e) Ground Granulated Blast Furnace (GGBF) Slag.....	1010
(f) Concrete Admixtures	1021”

Revise Note 1 of Article 1024.02 of the Standard Specifications to read:

“Note 1. Nonshrink grout shall be according to Illinois Modified ASTM C 1107.

The nonshrink grout shall have a water-soluble chloride ion content of less than 0.40 lb/cu yd (0.24 kg/cu m). The test shall be performed according to ASTM C 1218, and the grout shall have an age of 28 to 42 days at the time of test. The ASTM C 1218 test shall be performed by an independent lab a minimum of once every five years, and the test results shall be provided to the Department. Mixing of the nonshrink grout shall be according to the manufacturer’s specifications. The Department will maintain a qualified product list.”

Revise Article 1029.02 of the Standard Specifications to read:

“1029.02 Materials. Materials shall be according to the following.

Item	Article/Section
(a) Cement.....	1001
(b) Fly Ash	1010
(c) Ground Granulated Blast Furnace (GGBF) Slag	1010
(d) Water.....	1002
(e) Fine Aggregate.....	1003
(f) Concrete Admixtures	1021
(g) Foaming Agent (Note 1)	

Note 1. The manufacturer shall submit infrared spectrophotometer trace and test results indicating the foaming agent meets the requirements of ASTM C 869 in order to be on the Department’s qualified product list. Submitted data/results shall not be more than five years old.”

Revise the second paragraph of Article 1103.03(a)(4) the Standard Specifications to read:

“The dispenser system shall provide a visual indication that the liquid admixture is actually entering the batch, such as via a transparent or translucent section of tubing or by independent check with an integrated secondary metering device. If approved by the Engineer, an alternate indicator may be used for admixtures dosed at rates of 25 oz/cwt (1630 mL/100 kg) or greater, such as accelerating admixtures, corrosion inhibitors, and viscosity modifying admixtures.”

Revise the first two sections of Check Sheet #11 of the Supplemental Specifications and Recurring Special Provisions to read:

“Description. This work shall consist of filling voids beneath rigid and composite pavements with cement grout.

Materials. Materials shall be according to the following Articles of Division 1000 - Materials of the Standard Specifications:

Item	Article/Section
(a) Cement	1001
(b) Water	1002
(c) Fly Ash	1010
(d) Ground Granulated Blast Furnace (GGBF) Slag.....	1010
(e) Admixtures	1021
(f) Packaged Rapid Hardening Mortar or Concrete	1018”

Revise the third paragraph of Materials Note 2 of Check Sheet #28 of the Supplemental Specifications and Recurring Special Provisions to read:

“The Department will maintain a qualified product list of synthetic fibers, which will include the minimum required dosage rate. For the minimum required fiber dosage rate based on the Illinois Modified ASTM C 1609 test, a report prepared by an independent laboratory accredited by AASHTO re:source for Portland Cement Concrete shall be provided. The report shall show results of tests conducted no more than five years prior to the time of submittal.”

80460

COMPENSABLE DELAY COSTS (BDE)

Effective: June 2, 2017

Revised: April 1, 2019

Revise Article 107.40(b) of the Standard Specifications to read:

“(b) Compensation. Compensation will not be allowed for delays, inconveniences, or damages sustained by the Contractor from conflicts with facilities not meeting the above definition; or if a conflict with a utility in an unanticipated location does not cause a shutdown of the work or a documentable reduction in the rate of progress exceeding the limits set herein. The provisions of Article 104.03 notwithstanding, compensation for delays caused by a utility in an unanticipated location will be paid according to the provisions of this Article governing minor and major delays or reduced rate of production which are defined as follows.

- (1) Minor Delay. A minor delay occurs when the work in conflict with the utility in an unanticipated location is completely stopped for more than two hours, but not to exceed two weeks.
- (2) Major Delay. A major delay occurs when the work in conflict with the utility in an unanticipated location is completely stopped for more than two weeks.
- (3) Reduced Rate of Production Delay. A reduced rate of production delay occurs when the rate of production on the work in conflict with the utility in an unanticipated location decreases by more than 25 percent and lasts longer than seven calendar days.”

Revise Article 107.40(c) of the Standard Specifications to read:

“(c) Payment. Payment for Minor, Major, and Reduced Rate of Production Delays will be made as follows.

- (1) Minor Delay. Labor idled which cannot be used on other work will be paid for according to Article 109.04(b)(1) and (2) for the time between start of the delay and the minimum remaining hours in the work shift required by the prevailing practice in the area.

Equipment idled which cannot be used on other work, and which is authorized to standby on the project site by the Engineer, will be paid for according to Article 109.04(b)(4).

- (2) Major Delay. Labor will be the same as for a minor delay.

Equipment will be the same as for a minor delay, except Contractor-owned equipment will be limited to two weeks plus the cost of move-out to either the

Contractor's yard or another job and the cost to re-mobilize, whichever is less. Rental equipment may be paid for longer than two weeks provided the Contractor presents adequate support to the Department (including lease agreement) to show retaining equipment on the job is the most economical course to follow and in the public interest.

- (3) Reduced Rate of Production Delay. The Contractor will be compensated for the reduced productivity for labor and equipment time in excess of the 25 percent threshold for that portion of the delay in excess of seven calendar days. Determination of compensation will be in accordance with Article 104.02, except labor and material additives will not be permitted.

Payment for escalated material costs, escalated labor costs, extended project overhead, and extended traffic control will be determined according to Article 109.13."

Revise Article 108.04(b) of the Standard Specifications to read:

"(b) No working day will be charged under the following conditions.

- (1) When adverse weather prevents work on the controlling item.
- (2) When job conditions due to recent weather prevent work on the controlling item.
- (3) When conduct or lack of conduct by the Department or its consultants, representatives, officers, agents, or employees; delay by the Department in making the site available; or delay in furnishing any items required to be furnished to the Contractor by the Department prevents work on the controlling item.
- (4) When delays caused by utility or railroad adjustments prevent work on the controlling item.
- (5) When strikes, lock-outs, extraordinary delays in transportation, or inability to procure critical materials prevent work on the controlling item, as long as these delays are not due to any fault of the Contractor.
- (6) When any condition over which the Contractor has no control prevents work on the controlling item."

Revise Article 109.09(f) of the Standard Specifications to read:

"(f) Basis of Payment. After resolution of a claim in favor of the Contractor, any adjustment in time required for the work will be made according to Section 108. Any adjustment in the costs to be paid will be made for direct labor, direct materials, direct equipment, direct jobsite overhead, direct offsite overhead, and other direct costs allowed by the resolution. Adjustments in costs will not be made for interest charges, loss of anticipated profit, undocumented loss of efficiency, home office overhead and unabsorbed overhead

other than as allowed by Article 109.13, lost opportunity, preparation of claim expenses and other consequential indirect costs regardless of method of calculation.

The above Basis of Payment is an essential element of the contract and the claim cost recovery of the Contractor shall be so limited.”

Add the following to Section 109 of the Standard Specifications.

“109.13 Payment for Contract Delay. Compensation for escalated material costs, escalated labor costs, extended project overhead, and extended traffic control will be allowed when such costs result from a delay meeting the criteria in the following table.

Contract Type	Cause of Delay	Length of Delay
Working Days	Article 108.04(b)(3) or Article 108.04(b)(4)	No working days have been charged for two consecutive weeks.
Completion Date	Article 108.08(b)(1) or Article 108.08(b)(7)	The Contractor has been granted a minimum two week extension of contract time, according to Article 108.08.

Payment for each of the various costs will be according to the following.

- (a) Escalated Material and/or Labor Costs. When the delay causes work, which would have otherwise been completed, to be done after material and/or labor costs have increased, such increases will be paid. Payment for escalated material costs will be limited to the increased costs substantiated by documentation furnished by the Contractor. Payment for escalated labor costs will be limited to those items in Article 109.04(b)(1) and (2), except the 35 percent and 10 percent additives will not be permitted.
- (b) Extended Project Overhead. For the duration of the delay, payment for extended project overhead will be paid as follows.
 - (1) Direct Jobsite and Offsite Overhead. Payment for documented direct jobsite overhead and documented direct offsite overhead, including onsite supervisory and administrative personnel, will be allowed according to the following table.

Original Contract Amount	Supervisory and Administrative Personnel
Up to \$5,000,000	One Project Superintendent
Over \$ 5,000,000 - up to \$25,000,000	One Project Manager, One Project Superintendent or Engineer, and One Clerk
Over \$25,000,000 - up to \$50,000,000	One Project Manager, One Project Superintendent, One Engineer, and

	One Clerk
Over \$50,000,000	One Project Manager, Two Project Superintendents, One Engineer, and One Clerk

(2) Home Office and Unabsorbed Overhead. Payment for home office and unabsorbed overhead will be calculated as 8 percent of the total delay cost.

(c) Extended Traffic Control. Traffic control required for an extended period of time due to the delay will be paid for according to Article 109.04.

When an extended traffic control adjustment is paid under this provision, an adjusted unit price as provided for in Article 701.20(a) for increase or decrease in the value of work by more than ten percent will not be paid.

Upon payment for a contract delay under this provision, the Contractor shall assign subrogation rights to the Department for the Department's efforts of recovery from any other party for monies paid by the Department as a result of any claim under this provision. The Contractor shall fully cooperate with the Department in its efforts to recover from another party any money paid to the Contractor for delay damages under this provision."

80384

CONSTRUCTION AIR QUALITY – DIESEL RETROFIT (BDE)

Effective: June 1, 2010

Revised: January 1, 2025

The reduction of emissions of particulate matter (PM) for off-road equipment shall be accomplished by installing retrofit emission control devices. The term “equipment” refers to diesel fuel powered devices rated at 50 hp and above, to be used on the jobsite in excess of seven calendar days over the course of the construction period on the jobsite (including rental equipment).

Contractor and subcontractor diesel powered off-road equipment assigned to the contract shall be retrofitted according to the table below.

Horsepower Range	Model Year and Older
50-99	2003
100-299	2002
300-599	2000
600-749	2001
750 and up	2005

The retrofit emission control devices shall achieve a minimum PM emission reduction of 50 percent and shall be:

- a) Included on the U.S. Environmental Protection Agency (USEPA) *Verified Retrofit Technology List* (<https://www.epa.gov/verified-diesel-tech/verified-technologies-list-clean-diesel>), or verified by the California Air Resources Board (CARB) (<http://www.arb.ca.gov/diesel/verdev/vt/cvt.htm>); or
- b) Retrofitted with a non-verified diesel retrofit emission control device if verified retrofit emission control devices are not available for equipment proposed to be used on the project, and if the Contractor has obtained a performance certification from the retrofit device manufacturer that the emission control device provides a minimum PM emission reduction of 50 percent.

Note: Large cranes (Crawler mounted cranes) which are responsible for critical lift operations are exempt from installing retrofit emission control devices if such devices adversely affect equipment operation.

Diesel powered off-road equipment with engine ratings of 50 hp and above, which are unable to be retrofitted with verified emission control devices or if performance certifications are not available which will achieve a minimum 50 percent PM reduction, may be granted a waiver by the Department if documentation is provided showing good faith efforts were made by the Contractor to retrofit the equipment.

Construction shall not proceed until the Contractor submits a certified list of the diesel powered off-road equipment that will be used, and as necessary, retrofitted with emission control devices. The list(s) shall include (1) the equipment number, type, make, Contractor/rental company name; and (2) the emission control devices make, model, USEPA or CARB verification number, or performance certification from the retrofit device manufacturer. Equipment reported as fitted with emissions control devices shall be made available to the Engineer for visual inspection of the device installation, prior to being used on the jobsite.

The Contractor shall submit an updated list of retrofitted off-road construction equipment as retrofitted equipment changes or comes on to the jobsite. The addition or deletion of any diesel powered equipment shall be included on the updated list.

If any diesel powered off-road equipment is found to be in non-compliance with any portion of this special provision, the Engineer will issue the Contractor a diesel retrofit deficiency deduction.

Any costs associated with retrofitting any diesel powered off-road equipment with emission control devices shall be considered as included in the contract unit prices bid for the various items of work involved and no additional compensation will be allowed. The Contractor's compliance with this notice and any associated regulations shall not be grounds for a claim.

Diesel Retrofit Deficiency Deduction

When the Engineer determines that a diesel retrofit deficiency exists, a daily monetary deduction will be imposed for each calendar day or fraction thereof the deficiency continues to exist. The calendar day(s) will begin when the time period for correction is exceeded and end with the Engineer's written acceptance of the correction. The daily monetary deduction will be \$1,000.00 for each deficiency identified.

The deficiency will be based on lack of diesel retrofit emissions control.

If a Contractor accumulates three diesel retrofit deficiency deductions for the same piece of equipment in a contract period, the Contractor will be shutdown until the deficiency is corrected. Such a shutdown will not be grounds for any extension of the contract time, waiver of penalties, or be grounds for any claim.

80261

DISADVANTAGED BUSINESS ENTERPRISE PARTICIPATION (BDE)

Effective: September 1, 2000

Revised: January 2, 2025

1. OVERVIEW AND GENERAL OBLIGATION. The Department of Transportation, as a recipient of federal financial assistance, is required to take all necessary and reasonable steps to ensure nondiscrimination in the award and administration of contracts. Consequently, the federal regulatory provisions of 49 CFR Part 26 apply to this contract concerning the utilization of disadvantaged business enterprises. For the purposes of this Special Provision, a disadvantaged business enterprise (DBE) means a business certified in accordance with the requirements of 49 CFR Part 26 and listed in the Illinois Unified Certification Program (IL UCP) DBE Directory. Award of the contract is conditioned on meeting the requirements of 49 CFR Part 26, and failure by the Contractor to carry out the requirements of Part 26 is a material breach of the contract and may result in the termination of the contract or such other remedies as the Department deems appropriate.
2. CONTRACTOR ASSURANCE. All assurances set forth in FHWA 1273 are hereby incorporated by reference and will be physically attached to the final contract and all subcontracts.
3. CONTRACT GOAL TO BE ACHIEVED BY THE CONTRACTOR. The Department has determined the work of this contract has subcontracting opportunities that may be suitable for performance by DBE companies and that, in the absence of unlawful discrimination and in an arena of fair and open competition, DBE companies can be expected to perform **20%** of the work. This percentage is set as the DBE participation goal for this contract. Consequently, in addition to the other award criteria established for this contract, the Department will only award this contract to a bidder who makes a good faith effort to meet this goal of DBE participation in the performance of the work in accordance with the requirements of 49 CFR 26.53 and SBE Memorandum No. 24-02.
4. IDENTIFICATION OF CERTIFIED DBE. Information about certified DBE Contractors can be found in the Illinois UCP Directory. Bidders can obtain additional information and assistance with identifying DBE-certified companies at the Department's website or by contacting the Department's Bureau of Small Business Enterprises at (217) 785-4611.
5. BIDDING PROCEDURES. Compliance with this Special Provision and SBE Policy Memorandum 24-02 is a material bidding requirement. The following shall be included with the bid.
 - (a) DBE Utilization Plan (form SBE 2026) documenting enough DBE participation has been obtained to meet the goal, or a good faith effort has been made to meet the goal even though the efforts did not succeed in obtaining enough DBE participation to meet the goal.

- (b) Applicable DBE Participation Statement (form SBE 2023, 2024, and/or 2025) for each DBE firm the bidder has committed to perform the work to achieve the contract goal.

The required forms and documentation shall be submitted as a single .pdf file using the “Integrated Contractor Exchange (iCX)” application within the Department’s “EBids System”.

The Department will not accept a bid if it does not meet the bidding procedures set forth herein and the bid will be declared non-responsive. A bidder declared non-responsive for failure to meet the bidding procedures will not give rise to an administrative reconsideration. In the event the bid is declared non-responsive, the Department may elect to cause the forfeiture of the penal sum of the bidder’s proposal guaranty and may deny authorization to bid the project if re-advertised for bids.

6. UTILIZATION PLAN EVALUATION. The contract will not be awarded until the Utilization Plan is approved. All information submitted by the bidder must be complete, accurate, and adequately document the bidder has committed to DBE participation sufficient to meet the goal, or that the bidder has made good faith efforts to do so, in the event the bidder cannot meet the goal, in order for the Department to commit to the performance of the contract by the bidder.

The Utilization Plan will be approved by the Department if the Utilization Plan documents sufficient commercially useful DBE work to meet the contract goal or the Department determines, based upon the documentation submitted, that the bidder has made a good faith effort to meet the contract goal pursuant to 49 CFR Part 26, Appendix A and the requirements of SBE 2026.

If the Department determines that a good faith effort has not been made, the Department will notify the responsible company official designated in the Utilization Plan of that determination in accordance with SBE Policy Memorandum 24-02.

7. CALCULATING DBE PARTICIPATION. The Utilization Plan values represent work the bidder commits to have performed by the specified DBEs and paid for upon satisfactory completion. The Department is only able to count toward the achievement of the overall goal and the contract goal the value of payments made for the work actually performed by DBE firms. In addition, a DBE must perform a commercially useful function on the contract to be counted. A commercially useful function is generally performed when the DBE is responsible for the work and is carrying out its responsibilities by actually performing, managing, and supervising the work involved. The Department and Contractor are governed by the provisions of 49 CFR Part 26.55(c) on questions of commercially useful functions as it affects the work. Specific guidelines for counting goal credit are provided in 49 CFR Part 26.55. In evaluating Utilization Plans for award the Department will count goal credit as set forth in Part 26 and in accordance with SBE Policy Memorandum 24-02.
8. CONTRACT COMPLIANCE. The Contractor must utilize the specific DBEs listed to perform the work and supply the materials for which each DBE is listed in the Contractor’s approved Utilization Plan, unless the Contractor obtains the Department’s written consent to

terminate the DBE or any portion of its work. The DBE Utilization Plan approved by SBE is a condition-of-award, and any deviation to that Utilization Plan, the work set forth therein to be performed by DBE firms, or the DBE firms specified to perform that work, must be approved, in writing, by the Department in accordance with federal regulatory requirements. Deviation from the DBE Utilization Plan condition-of-award without such written approval is a violation of the contract and may result in termination of the contract or such other remedy the Department deems appropriate. The following administrative procedures and remedies govern the compliance by the Contractor with the contractual obligations established by the Utilization Plan.

- (a) NOTICE OF DBE PERFORMANCE. The Contractor shall provide the Engineer with at least three days advance notice of when all DBE firms are expected to perform the work committed under the Contractor's Utilization Plan.
- (b) SUBCONTRACT. If awarded the contract, the Contractor is required to enter into written subcontracts with all DBE firms indicated in the approved Utilization Plan and must provide copies of fully executed DBE subcontracts to the Department upon request. Subcontractors shall ensure that all lower tier subcontracts or agreements with DBEs to supply labor or materials be performed in accordance with this Special Provision.
- (c) PAYMENT TO DBE FIRMS. The Department is prohibited by federal regulations from crediting the participation of a DBE included in the Utilization Plan toward either the contract goal or the Department's overall goal until the amount to be applied toward the goal has been paid to the DBE. The Contractor shall document and report all payments for work performed by DBE certified firms in accordance with Article 109.11 of the Standard Specifications. All records of payment for work performed by DBE certified firms shall be made available to the Department upon request.
- (d) FINAL PAYMENT. After the performance of the final item of work or trucking, or delivery of material by a DBE and final payment to the DBE by the Contractor, but not later than 30 calendar days after payment has been made by the Department to the Contractor for such work or material, the Contractor shall submit a DBE Payment Agreement (form SBE 2115) to the Engineer. If the Contractor does not have the full amount of work indicated in the Utilization Plan performed by the DBE companies indicated in the Utilization Plan and after good faith efforts are reviewed, the Department may deduct from contract payments to the Contractor the amount of the goal not achieved as liquidated and ascertained damages.
- (g) ENFORCEMENT. The Department reserves the right to withhold payment to the Contractor to enforce the provisions of this Special Provision. Final payment shall not be made on the contract until such time as the Contractor submits sufficient documentation demonstrating achievement of the goal in accordance with this Special Provision or after liquidated damages have been determined and collected.

HOT-MIX ASPHALT – LONGITUDINAL JOINT SEALANT (BDE)

Effective: November 1, 2022

Revised: August 1, 2023

Add the following after the second sentence in the eighth paragraph of Article 406.06(h)(2) of the Standard Specifications:

“If rain is forecasted and traffic is to be on the LJS or if pickup/tracking of the LJS material is likely, the LJS shall be covered immediately following its application with FA 20 fine aggregate mechanically spread uniformly at a rate of 1.5 ± 0.5 lb/sq yd (0.75 ± 0.25 kg/sq m). Fine aggregate landing outside of the LJS shall be removed prior to application of tack coat.”

Add the following after the first sentence in the ninth paragraph of Article 406.06(h)(2) of the Standard Specifications:

“LJS half-width shall be applied at a width of 9 ± 1 in. (225 ± 25 mm) in the immediate lane to be placed with the outside edge flush with the joint of the next HMA lift. The vertical face of any longitudinal joint remaining in place shall also be coated.”

Add the following after the eleventh paragraph of Article 406.06(h)(2) of the Standard Specifications:

“LJS Half-Width Application Rate, lb/ft (kg/m) ^{1/}			
Lift Thickness, in. (mm)	Coarse Graded Mixture (IL-19.0, IL-19.0L, IL-9.5, IL-9.5L, IL-4.75)	Fine Graded Mixture (IL-9.5FG)	SMA Mixture (SMA-9.5, SMA-12.5)
$\frac{3}{4}$ (19)	0.44 (0.66)		
1 (25)	0.58 (0.86)		
1 $\frac{1}{4}$ (32)	0.66 (0.98)	0.44 (0.66)	
1 $\frac{1}{2}$ (38)	0.74 (1.10)	0.48 (0.71)	0.63 (0.94)
1 $\frac{3}{4}$ (44)	0.82 (1.22)	0.52 (0.77)	0.69 (1.03)
2 (50)	0.90 (1.34)	0.56 (0.83)	0.76 (1.13)
$\geq 2 \frac{1}{4}$ (60)	0.98 (1.46)		

1/ The application rate includes a surface demand for liquid. The thickness of the LJS may taper from the center of the application to a lesser thickness on the edge of the application, provided the correct width and application rate are maintained.”

Revise the second paragraph of Article 406.13(b) of the Standard Specifications to read:

“Aggregate for covering tack, LJS, or FLS will not be measured for payment.”

Add the following to the end of the second paragraph of Article 406.14 of the Standard Specifications:

“Longitudinal joint sealant (LJS) half-width will be paid for at the contract unit price per foot (meter) for LONGITUDINAL JOINT SEALANT, HALF-WIDTH.”

80446

PERFORMANCE GRADED ASPHALT BINDER (BDE)

Effective: January 1, 2023

Revise Article 1032.05 of the Standard Specifications to read:

“1032.05 Performance Graded Asphalt Binder. These materials will be accepted according to the Bureau of Materials Policy Memorandum, “Performance Graded Asphalt Binder Qualification Procedure.” The Department will maintain a qualified producer list. These materials shall be free from water and shall not foam when heated to any temperature below the actual flash point. Air blown asphalt, recycle engine oil bottoms (ReOB), and polyphosphoric acid (PPA) modification shall not be used.

When requested, producers shall provide the Engineer with viscosity/temperature relationships for the performance graded asphalt binders delivered and incorporated in the work.

- (a) Performance Graded (PG) Asphalt Binder. The asphalt binder shall meet the requirements of AASHTO M 320, Table 1 “Standard Specification for Performance Graded Asphalt Binder” for the grade shown on the plans and the following.

Test	Parameter
Small Strain Parameter (AASHTO PP 113) BBR, ΔT_c , 40 hrs PAV (40 hrs continuous or 2 PAV at 20 hrs)	-5 °C min.

- (b) Modified Performance Graded (PG) Asphalt Binder. The asphalt binder shall meet the requirements of AASHTO M 320, Table 1 “Standard Specification for Performance Graded Asphalt Binder” for the grade shown on the plans.

Asphalt binder modification shall be performed at the source, as defined in the Bureau of Materials Policy Memorandum, “Performance Graded Asphalt Binder Qualification Procedure.”

Modified asphalt binder shall be safe to handle at asphalt binder production and storage temperatures or HMA construction temperatures. Safety Data Sheets (SDS) shall be provided for all asphalt modifiers.

- (1) Polymer Modification (SB/SBS or SBR). Elastomers shall be added to the base asphalt binder to achieve the specified performance grade and shall be either a styrene-butadiene diblock, triblock copolymer without oil extension, or a styrene-butadiene rubber. The polymer modified asphalt binder shall be smooth, homogeneous, and be according to the requirements shown in Table 1 or 2 for the grade shown on the plans.

Table 1 - Requirements for Styrene-Butadiene Copolymer (SB/SBS) Modified Asphalt Binders		
Test	Asphalt Grade SB/SBS PG 64-28 SB/SBS PG 70-22	Asphalt Grade SB/SBS PG 64-34 SB/SBS PG 70-28 SB/SBS PG 76-22 SB/SBS PG 76-28
Separation of Polymer ITP, "Separation of Polymer from Asphalt Binder" Difference in °F (°C) of the softening point between top and bottom portions	4 (2) max.	4 (2) max.
TESTS ON RESIDUE FROM ROLLING THIN FILM OVEN TEST (AASHTO T 240)		
Elastic Recovery ASTM D 6084, Procedure A, 77 °F (25 °C), 100 mm elongation, %	60 min.	70 min.

Table 2 - Requirements for Styrene-Butadiene Rubber (SBR) Modified Asphalt Binders		
Test	Asphalt Grade SBR PG 64-28 SBR PG 70-22	Asphalt Grade SB/SBS PG 64-34 SB/SBS PG 70-28 SBR PG 76-22 SBR PG 76-28
Separation of Polymer ITP, "Separation of Polymer from Asphalt Binder" Difference in °F (°C) of the softening point between top and bottom portions	4 (2) max.	4 (2) max.
Toughness ASTM D 5801, 77 °F (25 °C), 20 in./min. (500 mm/min.), in.-lbs (N-m)	110 (12.5) min.	110 (12.5) min.
Tenacity ASTM D 5801, 77 °F (25 °C), 20 in./min. (500 mm/min.), in.-lbs (N-m)	75 (8.5) min.	75 (8.5) min.
TESTS ON RESIDUE FROM ROLLING THIN FILM OVEN TEST (AASHTO T 240)		
Elastic Recovery ASTM D 6084, Procedure A, 77 °F (25 °C), 100 mm elongation, %	40 min.	50 min.

- (2) Ground Tire Rubber (GTR) Modification. GTR modification is the addition of recycled ground tire rubber to liquid asphalt binder to achieve the specified performance grade. GTR shall be produced from processing automobile and/or truck tires by the ambient

grinding method or micronizing through a cryogenic process. GTR shall not exceed 1/16 in. (2 mm) in any dimension and shall not contain free metal particles, moisture that would cause foaming of the asphalt, or other foreign materials. A mineral powder (such as talc) meeting the requirements of AASHTO M 17 may be added, up to a maximum of four percent by weight of GTR to reduce sticking and caking of the GTR particles. When tested in accordance with Illinois Modified AASHTO T 27 “Standard Method of Test for Sieve Analysis of Fine and Coarse Aggregates” or AASHTO PP 74 “Standard Practice for Determination of Size and Shape of Glass Beads Used in Traffic Markings by Means of Computerized Optical Method”, a 50 g sample of the GTR shall conform to the following gradation requirements.

Sieve Size	Percent Passing
No. 16 (1.18 mm)	100
No. 30 (600 µm)	95 ± 5
No. 50 (300 µm)	> 20

GTR modified asphalt binder shall be tested for rotational viscosity according to AASHTO T 316 using spindle S27. GTR modified asphalt binder shall be tested for original dynamic shear and RTFO dynamic shear according to AASHTO T 315 using a gap of 2 mm.

The GTR modified asphalt binder shall meet the requirements of Table 3.

Table 3 - Requirements for Ground Tire Rubber (GTR) Modified Asphalt Binders		
Test	Asphalt Grade GTR PG 64-28 GTR PG 70-22	Asphalt Grade GTR PG 76-22 GTR PG 76-28 GTR PG 70-28
TESTS ON RESIDUE FROM ROLLING THIN FILM OVEN TEST (AASHTO T 240)		
Elastic Recovery ASTM D 6084, Procedure A, 77 °F (25 °C), 100 mm elongation, %	60 min.	70 min.

- (3) Softener Modification (SM). Softener modification is the addition of organic compounds, such as engineered flux, bio-oil blends, modified vegetable oils, glycol amines, and fatty acid derivatives, to the base asphalt binder to achieve the specified performance grade. Softeners shall be dissolved, dispersed, or reacted in the asphalt binder to enhance its performance and shall remain compatible with the asphalt binder with no separation. Softeners shall not be added to modified PG asphalt binder as defined in Articles 1032.05(b)(1) or 1032.05(b)(2).

An Attenuated Total Reflectance-Fourier Transform Infrared spectrum (ATR-FTIR) shall be collected for both the softening compound as well as the softener modified

asphalt binder at the dose intended for qualification. The ATR-FTIR spectra shall be collected on unaged softener modified binder, 20-hour Pressurized Aging Vessel (PAV) aged softener modified binder, and 40-hour PAV aged softener modified binder. The ATR-FTIR shall be collected in accordance with Illinois Test Procedure 601. The electronic files spectral files (in one of the following extensions or equivalent: *.SPA, *.SPG, *.IRD, *.IFG, *.CSV, *.SP, *.IRS, *.GAML, *. [0-9], *.IGM, *.ABS, *.DRT, *.SBM, *.RAS) shall be submitted to the Central Bureau of Materials.

Softener modified asphalt binders shall meet the requirements in Table 4.

Test	Asphalt Grade	
	SM PG 46-28	SM PG 46-34
	SM PG 52-28	SM PG 52-34
	SM PG 58-22	SM PG 58-28
	SM PG 64-22	
Small Strain Parameter (AASHTO PP 113) BBR, ΔT_c , 40 hrs PAV (40 hrs continuous or 2 PAV at 20 hrs)	-5°C min.	
Large Strain Parameter (Illinois Modified AASHTO T 391) DSR/LAS Fatigue Property, $\Delta G^* _{peak}$, 40 hrs PAV (40 hrs continuous or 2 PAV at 20 hrs)	≥ 54 %	

The following grades may be specified as tack coats.

Asphalt Grade	Use
PG 58-22, PG 58-28, PG 64-22	Tack Coat

Revise Article 1031.06(c)(1) and 1031.06(c)(2) of the Standard Specifications to read:

“(1) RAP/RAS. When RAP is used alone or RAP is used in conjunction with RAS, the percentage of virgin ABR shall not exceed the amounts listed in the following table.

Ndesign	Binder	Surface	Polymer Modified Binder or Surface ^{3/}
30	30	30	10
50	25	15	10
70	15	10	10
90	10	10	10

1/ For Low ESAL HMA shoulder and stabilized subbase, the RAP/RAS ABR shall not exceed 50 percent of the mixture.

- 2/ When RAP/RAS ABR exceeds 20 percent, the high and low virgin asphalt binder grades shall each be reduced by one grade (i.e. 25 percent ABR would require a virgin asphalt binder grade of PG 64-22 to be reduced to a PG 58-28).
 - 3/ The maximum ABR percentages for ground tire rubber (GTR) modified mixes shall be equivalent to the percentages specified for SBS/SBR polymer modified mixes.
- (2) FRAP/RAS. When FRAP is used alone or FRAP is used in conjunction with RAS, the percentage of virgin asphalt binder replacement shall not exceed the amounts listed in the following table.

HMA Mixtures - FRAP/RAS Maximum ABR % ^{1/ 2/}			
Ndesign	Binder	Surface	Polymer Modified Binder or Surface ^{3/}
30	55	45	15
50	45	40	15
70	45	35	15
90	45	35	15
SMA	--	--	25
IL-4.75	--	--	35

- 1/ For Low ESAL HMA shoulder and stabilized subbase, the FRAP/RAS ABR shall not exceed 50 percent of the mixture.
- 2/ When FRAP/RAS ABR exceeds 20 percent for all mixes, the high and low virgin asphalt binder grades shall each be reduced by one grade (i.e. 25 percent ABR would require a virgin asphalt binder grade of PG 64-22 to be reduced to a PG 58-28).
- 3/ The maximum ABR percentages for GTR modified mixes shall be equivalent to the percentages specified for SBS/SBR polymer modified mixes.”

Add the following to the end of Note 2 of Article 1030.03 of the Standard Specifications.

“A dedicated storage tank for the ground tire rubber (GTR) modified asphalt binder shall be provided. This tank shall be capable of providing continuous mechanical mixing throughout and/or recirculation of the asphalt binder to provide a uniform mixture. The tank shall be heated and capable of maintaining the temperature of the asphalt binder at 300 °F to 350 °F (149 °C to 177 °C). The asphalt binder metering systems of dryer drum plants shall be calibrated with the actual GTR modified asphalt binder material with an accuracy of ±0.40 percent.”

REMOVAL AND DISPOSAL OF REGULATED SUBSTANCES (BDE)

Effective: January 1, 2024

Revised: April 1, 2024

Revise the first paragraph of Article 669.04 of the Standard Specifications to read:

“669.04 Regulated Substances Monitoring. Regulated substances monitoring includes environmental observation and field screening during regulated substances management activities. The excavated soil and groundwater within the work areas shall be managed as either uncontaminated soil, hazardous waste, special waste, or non-special waste.

As part of the regulated substances monitoring, the monitoring personnel shall perform and document the applicable duties listed on form BDE 2732 “Regulated Substances Monitoring Daily Record (RSM DR)”.

Revise the first two sentences of the nineteenth paragraph of Article 669.05 of the Standard Specifications to read:

“The Contractor shall coordinate waste disposal approvals with the disposal facility and provide the specific analytical testing requirements of that facility. The Contractor shall make all arrangements for collection, transportation, and analysis of landfill acceptance testing.”

Revise the last paragraph of Article 669.05 of the Standard Specifications to read:

“The Contractor shall select a permitted landfill facility or CCDD/USFO facility meeting the requirements of 35 Ill. Admin. Code Parts 810-814 or Part 1100, respectively. The Department will review and approve or reject the facility proposed by the Contractor based upon information provided in BDE 2730. The Contractor shall verify whether the selected facility is compliant with those applicable standards as mandated by their permit and whether the facility is presently, has previously been, or has never been, on the United States Environmental Protection Agency (U.S. EPA) National Priorities List or the Resource Conservation and Recovery Act (RCRA) List of Violating Facilities. The use of a Contractor selected facility shall in no manner delay the construction schedule or alter the Contractor's responsibilities as set forth.”

Revise the first paragraph of Article 669.07 of the Standard Specifications to read:

“669.07 Temporary Staging. Soil classified according to Articles 669.05(a)(2), (b)(1), or (c) may be temporarily staged at the Contractor's option. All other soil classified according to Articles 669.05(a)(1), (a)(3), (a)(4), (a)(5), (a)(6), or (b)(2) shall be managed and disposed of without temporary staging to the greatest extent practicable. If circumstances beyond the Contractor's control require temporary staging of these latter materials, the Contractor shall request approval from the Engineer in writing.

Topsoil for re-use as final cover which has been field screened and found not to exhibit PID readings over daily background readings as documented on the BDE 2732, visual staining or

odors, and is classified according to Articles 669.05(a)(2), (a)(3), (a)(4), (b)(1), or (c) may be temporarily staged at the Contractor's option."

Add the following paragraph after the sixth paragraph of Article 669.11 of the Standard Specifications.

"The sampling and testing of effluent water derived from dewatering discharges for priority pollutants volatile organic compounds (VOCs), priority pollutants semi-volatile organic compounds (SVOCs), or priority pollutants metals, will be paid for at the contract unit price per each for VOCS GROUNDWATER ANALYSIS using EPA Method 8260B, SVOCs GROUNDWATER ANALYSIS using EPA Method 8270C, or RCRA METALS GROUNDWATER ANALYSIS using EPA Methods 6010B and 7471A. This price shall include transporting the sample from the job site to the laboratory."

Revise the first sentence of the eight paragraph of Article 669.11 of the Standard Specifications to read:

"Payment for temporary staging of soil classified according to Articles 669.05(a)(1), (a)(3), (a)(4), (a)(5), (a)(6), or (b)(2) to be managed and disposed of, if required and approved by the Engineer, will be paid according to Article 109.04."

80455

SEEDING (BDE)

Effective: November 1, 2022

Revise Article 250.07 of the Standard Specifications to read:

“250.07 Seeding Mixtures. The classes of seeding mixtures and combinations of mixtures will be designated in the plans.

When an area is to be seeded with two or more seeding classes, those mixtures shall be applied separately on the designated area within a seven day period. Seeding shall occur prior to placement of mulch cover. A Class 7 mixture can be applied at any time prior to applying any seeding class or added to them and applied at the same time.

TABLE 1 - SEEDING MIXTURES		
Class - Type	Seeds	lb/acre (kg/hectare)
1 Lawn Mixture 1/	Kentucky Bluegrass	100 (110)
	Perennial Ryegrass	60 (70)
	<i>Festuca rubra</i> ssp. <i>rubra</i> (Creeping Red Fescue)	40 (50)
1A Salt Tolerant Lawn Mixture 1/	Kentucky Bluegrass	60 (70)
	Perennial Ryegrass	20 (20)
	<i>Festuca rubra</i> ssp. <i>rubra</i> (Creeping Red Fescue)	20 (20)
	<i>Festuca brevipilla</i> (Hard Fescue)	20 (20)
	<i>Puccinellia distans</i> (Fults Saltgrass or Salty Alkaligrass)	60 (70)
1B Low Maintenance Lawn Mixture 1/	Turf-Type Fine Fescue 3/	150 (170)
	Perennial Ryegrass	20 (20)
	Red Top	10 (10)
	<i>Festuca rubra</i> ssp. <i>rubra</i> (Creeping Red Fescue)	20 (20)
2 Roadside Mixture 1/	<i>Lolium arundinaceum</i> (Tall Fescue)	100 (110)
	Perennial Ryegrass	50 (55)
	<i>Festuca rubra</i> ssp. <i>rubra</i> (Creeping Red Fescue)	40 (50)
	Red Top	10 (10)
2A Salt Tolerant Roadside Mixture 1/	<i>Lolium arundinaceum</i> (Tall Fescue)	60 (70)
	Perennial Ryegrass	20 (20)
	<i>Festuca rubra</i> ssp. <i>rubra</i> (Creeping Red Fescue)	30 (20)
	<i>Festuca brevipila</i> (Hard Fescue)	30 (20)
	<i>Puccinellia distans</i> (Fults Saltgrass or Salty Alkaligrass)	60 (70)
3 Northern Illinois Slope Mixture 1/	<i>Elymus canadensis</i> (Canada Wild Rye) 5/	5 (5)
	Perennial Ryegrass	20 (20)
	Alsike Clover 4/	5 (5)
	<i>Desmanthus illinoensis</i> (Illinois Bundleflower) 4/ 5/	2 (2)
	<i>Schizachyrium scoparium</i> (Little Bluestem) 5/	12 (12)
	<i>Bouteloua curtipendula</i> (Side-Oats Grama) 5/	10 (10)
	<i>Puccinellia distans</i> (Fults Saltgrass or Salty Alkaligrass)	30 (35)
	Oats, Spring	50 (55)
	Slender Wheat Grass 5/	15 (15)
	Buffalo Grass 5/ 7/	5 (5)
	3A Southern Illinois Slope Mixture 1/	Perennial Ryegrass
<i>Elymus canadensis</i> (Canada Wild Rye) 5/		20 (20)
<i>Panicum virgatum</i> (Switchgrass) 5/		10 (10)
<i>Schizachyrium scoparium</i> (Little Blue Stem) 5/		12 (12)
<i>Bouteloua curtipendula</i> (Side-Oats Grama) 5/		10 (10)
<i>Dalea candida</i> (White Prairie Clover) 4/ 5/		5 (5)
<i>Rudbeckia hirta</i> (Black-Eyed Susan) 5/		5 (5)
Oats, Spring		50 (55)

Class – Type	Seeds	lb/acre (kg/hectare)
4 Native Grass 2/ 6/	<i>Andropogon gerardi</i> (Big Blue Stem) 5/	4 (4)
	<i>Schizachyrium scoparium</i> (Little Blue Stem) 5/	5 (5)
	<i>Bouteloua curtipendula</i> (Side-Oats Grama) 5/	5 (5)
	<i>Elymus canadensis</i> (Canada Wild Rye) 5/	1 (1)
	<i>Panicum virgatum</i> (Switch Grass) 5/	1 (1)
	<i>Sorghastrum nutans</i> (Indian Grass) 5/	2 (2)
	Annual Ryegrass	25 (25)
	Oats, Spring	25 (25)
	Perennial Ryegrass	15 (15)
	4A Low Profile Native Grass 2/ 6/	<i>Schizachyrium scoparium</i> (Little Blue Stem) 5/
<i>Bouteloua curtipendula</i> (Side-Oats Grama) 5/		5 (5)
<i>Elymus canadensis</i> (Canada Wild Rye) 5/		1 (1)
<i>Sporobolus heterolepis</i> (Prairie Dropseed) 5/		0.5 (0.5)
Annual Ryegrass		25 (25)
Oats, Spring		25 (25)
Perennial Ryegrass		15 (15)
4B Wetland Grass and Sedge Mixture 2/ 6/	Annual Ryegrass	25 (25)
	Oats, Spring	25 (25)
	Wetland Grasses (species below) 5/	6 (6)
<u>Species:</u>		<u>% By Weight</u>
<i>Calamagrostis canadensis</i> (Blue Joint Grass)		12
<i>Carex lacustris</i> (Lake-Bank Sedge)		6
<i>Carex slipata</i> (Awl-Fruited Sedge)		6
<i>Carex stricta</i> (Tussock Sedge)		6
<i>Carex vulpinoidea</i> (Fox Sedge)		6
<i>Eleocharis acicularis</i> (Needle Spike Rush)		3
<i>Eleocharis obtusa</i> (Blunt Spike Rush)		3
<i>Glyceria striata</i> (Fowl Manna Grass)		14
<i>Juncus effusus</i> (Common Rush)		6
<i>Juncus tenuis</i> (Slender Rush)		6
<i>Juncus torreyi</i> (Torrey's Rush)		6
<i>Leersia oryzoides</i> (Rice Cut Grass)		10
<i>Scirpus acutus</i> (Hard-Stemmed Bulrush)		3
<i>Scirpus atrovirens</i> (Dark Green Rush)		3
<i>Bolboschoenus fluviatilis</i> (River Bulrush)		3
<i>Schoenoplectus tabernaemontani</i> (Softstem Bulrush)		3
<i>Spartina pectinata</i> (Cord Grass)		4

Class – Type	Seeds	lb/acre (kg/hectare)
5	Forb with Annuals Mixture 2/ 5/ 6/	Annuals Mixture (Below) Forb Mixture (Below)
		1 (1) 10 (10)
	Annuals Mixture - Mixture not exceeding 25 % by weight of any one species, of the following:	
	<i>Coreopsis lanceolata</i> (Sand Coreopsis) <i>Leucanthemum maximum</i> (Shasta Daisy) <i>Gaillardia pulchella</i> (Blanket Flower) <i>Ratibida columnifera</i> (Prairie Coneflower) <i>Rudbeckia hirta</i> (Black-Eyed Susan)	
	Forb Mixture - Mixture not exceeding 5 % by weight PLS of any one species, of the following:	
	<i>Amorpha canescens</i> (Lead Plant) 4/ <i>Anemone cylindrica</i> (Thimble Weed) <i>Asclepias tuberosa</i> (Butterfly Weed) <i>Aster azureus</i> (Sky Blue Aster) <i>Symphotrichum leave</i> (Smooth Aster) <i>Aster novae-angliae</i> (New England Aster) <i>Baptisia leucantha</i> (White Wild Indigo) 4/ <i>Coreopsis palmata</i> (Prairie Coreopsis) <i>Echinacea pallida</i> (Pale Purple Coneflower) <i>Eryngium yuccifolium</i> (Rattlesnake Master) <i>Helianthus mollis</i> (Downy Sunflower) <i>Heliopsis helianthoides</i> (Ox-Eye) <i>Liatris aspera</i> (Rough Blazing Star) <i>Liatris pycnostachya</i> (Prairie Blazing Star) <i>Monarda fistulosa</i> (Prairie Bergamot) <i>Parthenium integrifolium</i> (Wild Quinine) <i>Dalea candida</i> (White Prairie Clover) 4/ <i>Dalea purpurea</i> (Purple Prairie Clover) 4/ <i>Physostegia virginiana</i> (False Dragonhead) <i>Potentilla arguta</i> (Prairie Cinquefoil) <i>Ratibida pinnata</i> (Yellow Coneflower) <i>Rudbeckia subtomentosa</i> (Fragrant Coneflower) <i>Silphium laciniatum</i> (Compass Plant) <i>Silphium terebinthinaceum</i> (Prairie Dock) <i>Oligoneuron rigidum</i> (Rigid Goldenrod) <i>Tradescantia ohiensis</i> (Spiderwort) <i>Veronicastrum virginicum</i> (Culver's Root)	

Class – Type	Seeds	lb/acre (kg/hectare)
5A Large Flower Native Forb Mixture 2/ 5/ 6/	Forb Mixture (see below)	5 (5)
	<u>Species:</u>	<u>% By Weight</u>
	<i>Aster novae-angliae</i> (New England Aster)	5
	<i>Echinacea pallida</i> (Pale Purple Coneflower)	10
	<i>Helianthus mollis</i> (Downy Sunflower)	10
	<i>Heliopsis helianthoides</i> (Ox-Eye)	10
	<i>Liatris pycnostachya</i> (Prairie Blazing Star)	10
	<i>Ratibida pinnata</i> (Yellow Coneflower)	5
	<i>Rudbeckia hirta</i> (Black-Eyed Susan)	10
	<i>Silphium laciniatum</i> (Compass Plant)	10
	<i>Silphium terebinthinaceum</i> (Prairie Dock)	20
	<i>Oligoneuron rigidum</i> (Rigid Goldenrod)	10
5B Wetland Forb 2/ 5/ 6/	Forb Mixture (see below)	2 (2)
	<u>Species:</u>	<u>% By Weight</u>
	<i>Acorus calamus</i> (Sweet Flag)	3
	<i>Angelica atropurpurea</i> (Angelica)	6
	<i>Asclepias incarnata</i> (Swamp Milkweed)	2
	<i>Aster puniceus</i> (Purple Stemmed Aster)	10
	<i>Bidens cernua</i> (Beggarticks)	7
	<i>Eutrochium maculatum</i> (Spotted Joe Pye Weed)	7
	<i>Eupatorium perfoliatum</i> (Boneset)	7
	<i>Helenium autumnale</i> (Autumn Sneezeweed)	2
	<i>Iris virginica shrevei</i> (Blue Flag Iris)	2
	<i>Lobelia cardinalis</i> (Cardinal Flower)	5
	<i>Lobelia siphilitica</i> (Great Blue Lobelia)	5
	<i>Lythrum alatum</i> (Winged Loosestrife)	2
	<i>Physostegia virginiana</i> (False Dragonhead)	5
	<i>Persicaria pensylvanica</i> (Pennsylvania Smartweed)	10
	<i>Persicaria lapathifolia</i> (Curlytop Knotweed)	10
	<i>Pycnanthemum virginianum</i> (Mountain Mint)	5
	<i>Rudbeckia laciniata</i> (Cut-leaf Coneflower)	5
	<i>Oligoneuron riddellii</i> (Riddell Goldenrod)	2
	<i>Sparganium eurycarpum</i> (Giant Burreed)	5
6 Conservation Mixture 2/ 6/	<i>Schizachyrium scoparium</i> (Little Blue Stem) 5/ <i>Elymus canadensis</i> (Canada Wild Rye) 5/ Buffalo Grass 5/ 7/ Vernal Alfalfa 4/ Oats, Spring	5 (5) 2 (2) 5 (5) 15 (15) 48 (55)
6A Salt Tolerant Conservation Mixture 2/ 6/	<i>Schizachyrium scoparium</i> (Little Blue Stem) 5/ <i>Elymus canadensis</i> (Canada Wild Rye) 5/ Buffalo Grass 5/ 7/ Vernal Alfalfa 4/ Oats, Spring <i>Puccinellia distans</i> (Fulfs Saltgrass or Salty Alkaligrass)	5 (5) 2 (2) 5 (5) 15 (15) 48 (55) 20 (20)
7 Temporary Turf Cover Mixture	Perennial Ryegrass Oats, Spring	50 (55) 64 (70)

Notes:

- 1/ Seeding shall be performed when the ambient temperature has been between 45 °F (7 °C) and 80 °F (27 °C) for a minimum of seven (7) consecutive days and is forecasted to be the same for the next five (5) days according to the National Weather Service.
- 2/ Seeding shall be performed in late fall through spring beginning when the ambient temperature has been below 45 °F (7 °C) for a minimum of seven (7) consecutive days and ending when the ambient temperature exceeds 80 °F (27 °C) according to the National Weather Service.
- 3/ Specific variety as shown in the plans or approved by the Engineer.
- 4/ Inoculation required.
- 5/ Pure Live Seed (PLS) shall be used.
- 6/ Fertilizer shall not be used.
- 7/ Seed shall be primed with KNO_3 to break dormancy and dyed to indicate such.

Seeding will be inspected after a period of establishment. The period of establishment shall be six (6) months minimum, but not to exceed nine (9) months. After the period of establishment, areas not exhibiting 75 percent uniform growth shall be interseeded or reseeded, as determined by the Engineer, at no additional cost to the Department.”

80445

SHORT TERM AND TEMPORARY PAVEMENT MARKINGS (BDE)

Effective: April 1, 2024

Revised: April 2, 2024

Revise Article 701.02(d) of the Standard Specifications to read:

“(d) Pavement Marking Tapes (Note 3) 1095.06”

Add the following Note to the end of Article 701.02 of the Standard Specifications:

“Note 3. White or yellow pavement marking tape that is to remain in place longer than 14 days shall be Type IV tape.”

Revise Article 703.02(c) of the Standard Specifications to read:

“(c) Pavement Marking Tapes (Note 1) 1095.06”

Add the following Note to the end of Article 703.02 of the Standard Specifications:

“Note 1. White or yellow pavement marking tape that is to remain in place longer than 14 days shall be Type IV tape.”

Revise Article 1095.06 of the Standard Specifications to read:

“1095.06 Pavement Marking Tapes. Type I white or yellow marking tape shall consist of glass spheres embedded into a binder on a foil backing that is precoated with a pressure sensitive adhesive. The spheres shall be of uniform gradation and distributed evenly over the surface of the tape.

Type IV tape shall consist of white or yellow tape with wet reflective media incorporated to provide immediate and continuing retroreflection in wet and dry conditions. The wet retroreflective media shall be bonded to a durable polyurethane surface. The patterned surface shall have approximately 40 ± 10 percent of the surface area raised and presenting a near vertical face to traffic from any direction. The channels between the raised areas shall be substantially free of exposed reflective elements or particles.

Blackout tape shall consist of a matte black, non-reflective, patterned surface that is precoated with a pressure sensitive adhesive.

- (a) Color. The white and yellow markings shall meet the following requirements for daylight reflectance and color, when tested, using a color spectrophotometer with 45 degrees circumferential/zero degree geometry, illuminant D65, and two degree observer angle. The color instrument shall measure the visible spectrum from 380 to 720 nm with a wavelength measurement interval and spectral bandpass of 10 nm.

Color	Daylight Reflectance %Y
White	65 min.
Yellow *	36 - 59

*Shall match Aerospace Material Specification Standard 595 33538 (Orange Yellow) and the chromaticity limits as follows.

x	0.490	0.475	0.485	0.530
y	0.470	0.438	0.425	0.456

- (b) Retroreflectivity. The white and yellow markings shall be retroreflective. Reflective values measured in accordance with the photometric testing procedure of ASTM D 4061 shall not be less than those listed in the table below. The coefficient of retroreflected luminance, R_L , shall be expressed as average millicandelas/footcandle/sq ft (millicandelas/lux/sq m), measured on a 3.0 x 0.5 ft (900 mm x 150 mm) panel at 86 degree entrance angle.

Coefficient of Retroreflected Luminance, R_L , Dry					
Type I			Type IV		
Observation Angle	White	Yellow	Observation Angle	White	Yellow
0.2°	2700	2400	0.2°	1300	1200
0.5°	2250	2000	0.5°	1100	1000

Wet retroreflectance shall be measured for Type IV under wet conditions according to ASTM E 2177 and meet the following.

Wet Retroreflectance, Initial R_L	
Color	R_L 1.05/88.76
White	300
Yellow	200

- (c) Skid Resistance. The surface of Type IV and blackout markings shall provide a minimum skid resistance of 45 BPN when tested according to ASTM E 303.
- (d) Application. The pavement marking tape shall have a precoated pressure sensitive adhesive and shall require no activation procedures. Test pieces of the tape shall be applied according to the manufacturer's instructions and tested according to ASTM D 1000, Method A, except that a stiff, short bristle roller brush and heavy hand pressure will be substituted for the weighted rubber roller in applying the test pieces to the metal test panel. Material tested as directed above shall show a minimum adhesion value of 750 g/in. (30 g/mm) width at the temperatures specified in ASTM D 1000. The adhesive shall be resistant to oils, acids, solvents, and water, and shall not leave objectionable stains or residue after removal. The material shall be flexible and conformable to the texture of the pavement.

(e) Durability. Type IV and blackout tape shall be capable of performing for the duration of a normal construction season and shall then be capable of being removed intact or in large sections at pavement temperatures above 40 °F (4 °C) either manually or with a roll-up device without the use of sandblasting, solvents, or grinding. The Contractor shall provide a manufacturer's certification that the material meets the requirements for being removed after the following minimum traffic exposure based on transverse test decks with rolling traffic.

- (1) Time in place - 400 days
- (2) ADT per lane - 9,000 (28 percent trucks)
- (3) Axle hits - 10,000,000 minimum

Samples of the material applied to standard specimen plates will be measured for thickness and tested for durability in accordance with ASTM D 4060, using a CS-17 wheel and 1000-gram load, and shall meet the following criteria showing no significant change in color after being tested for the number of cycles indicated.

Test	Type I	Type IV	Blackout
Minimum Initial Thickness, mils (mm)	20 (0.51)	65 (1.65) ^{1/} 20 (0.51) ^{2/}	65 (1.65) ^{1/} 20 (0.51) ^{2/}
Durability (cycles)	5,000	1,500	1,500

1/ Measured at the thickest point of the patterned surface.

2/ Measured at the thinnest point of the patterned surface.

The pavement marking tape, when applied according to the manufacturer's recommended procedures, shall be weather resistant and shall show no appreciable fading, lifting, or shrinkage during the useful life of the marking. The tape, as applied, shall be of good appearance, free of cracks, and edges shall be true, straight, and unbroken.

(f) Sampling and Inspection.

(1) Sample. Prior to approval and use of Type IV pavement marking tape, the manufacturer shall submit a notarized certification from an independent laboratory, together with the results of all tests, stating that the material meets the requirements as set forth herein. The independent laboratory test report shall state the lot tested, the manufacturer's name, and the date of manufacture.

After initial approval by the Department, samples and certification by the manufacturer shall be submitted for each subsequent batch of Type IV tape used. The manufacturer shall submit a certification stating that the material meets the requirements as set forth herein and is essentially identical to the material sent for qualification. The certification shall state the lot tested, the manufacturer's name, and the date of manufacture.

(2) Inspection. The Contractor shall provide a manufacturer's certification to the Engineer stating the material meets all requirements of this specification. All material samples for acceptance tests shall be taken or witnessed by a representative of the Bureau of Materials and shall be submitted to the Engineer of Materials, 126 East Ash Street, Springfield, Illinois 62704-4766 at least 30 days in advance of the pavement marking operations."

80457

SOURCE OF SUPPLY AND QUALITY REQUIREMENTS (BDE)

Effective: January 2, 2023

Add the following to Article 106.01 of the Standard Specifications:

“The final manufacturing process for construction materials and the immediately preceding manufacturing stage for construction materials shall occur within the United States. Construction materials shall include an article, material, or supply that is or consists primarily of the following.

- (a) Non-ferrous metals;
- (b) Plastic and polymer-based products (including polyvinylchloride, composite building materials, and polymers used in fiber optic cables);
- (c) Glass (including optic glass);
- (d) Lumber;
- (e) Drywall.

Items consisting of two or more of the listed construction materials that have been combined through a manufacturing process, and items including at least one of the listed materials combined with a material that is not listed through a manufacturing process shall be exempt.”

80448

SUBCONTRACTOR AND DBE PAYMENT REPORTING (BDE)

Effective: April 2, 2018

Add the following to Section 109 of the Standard Specifications.

“109.14 Subcontractor and Disadvantaged Business Enterprise Payment Reporting.
The Contractor shall report all payments made to the following parties:

- (a) first tier subcontractors;
- (b) lower tier subcontractors affecting disadvantaged business enterprise (DBE) goal credit;
- (c) material suppliers or trucking firms that are part of the Contractor’s submitted DBE utilization plan.

The report shall be made through the Department’s on-line subcontractor payment reporting system within 21 days of making the payment.”

80397

SUBCONTRACTOR MOBILIZATION PAYMENTS (BDE)

Effective: November 2, 2017

Revised: April 1, 2019

Replace the second paragraph of Article 109.12 of the Standard Specifications with the following:

“This mobilization payment shall be made at least seven days prior to the subcontractor starting work. The amount paid shall be at the following percentage of the amount of the subcontract reported on form BC 260A submitted for the approval of the subcontractor’s work.

Value of Subcontract Reported on Form BC 260A	Mobilization Percentage
Less than \$10,000	25%
\$10,000 to less than \$20,000	20%
\$20,000 to less than \$40,000	18%
\$40,000 to less than \$60,000	16%
\$60,000 to less than \$80,000	14%
\$80,000 to less than \$100,000	12%
\$100,000 to less than \$250,000	10%
\$250,000 to less than \$500,000	9%
\$500,000 to \$750,000	8%
Over \$750,000	7%”

80391

SUBMISSION OF BIDDERS LIST INFORMATION (BDE)

Effective: January 2, 2025

In accordance with 49 CFR 26.11(c) all bidders for federally assisted contracts shall submit bidders list information with their bid or initial response to a procurement solicitation. Submission of the bidders list information is a material bidding requirement, and failure to comply with this requirement may render the bid non-responsive.

The bidders list information shall be provided for each firm from whom the bidder receives any bid as a subcontractor. This requirement is not limited to DBE subcontractor bids but applies to all DBE and non-DBE firms from whom the bidder has received a quote or bid to work as a subcontractor, whether or not the bidder has relied upon that bid in placing its bid as the prime contractor. The bidders list information shall contain the following.

- (a) Firm name;
- (b) Firm address including ZIP code;
- (c) Firm's status as a DBE or non-DBE;
- (d) Race and gender information for the firm's majority owner;
- (e) NAICS code applicable to each scope of work the firm sought to perform in its bid;
- (f) Age of the firm; and
- (g) The annual gross receipts of the firm (this may be provided by indicating whether the firm's annual gross receipts are less than \$1 million; \$1-3 million; \$3-6 million; \$6-10 million; etc.).

The bidders list information shall be submitted with the bid using the link provided within the "Integrated Contractor Exchange (iCX)" application of the Department's "EBids System".

80463

SUBMISSION OF PAYROLL RECORDS (BDE)

Effective: April 1, 2021

Revised: November 2, 2023

FEDERAL AID CONTRACTS. Revise the following section of Check Sheet #1 of the Recurring Special Provisions to read:

“STATEMENTS AND PAYROLLS

The payroll records shall include the worker’s name, social security number, last known address, telephone number, email address, classification(s) of work actually performed, hourly rates of wages paid (including rates of contributions or costs anticipated for bona fide fringe benefits or cash equivalents thereof), daily and weekly number of hours actually worked in total, deductions made, and actual wages paid.

The Contractor and each subcontractor shall submit certified payroll records to the Department each week from the start to the completion of their respective work, except that full social security numbers, last known addresses, telephone numbers, and email addresses shall not be included on weekly submittals. Instead, the payrolls need only include an identification number for each employee (e.g., the last four digits of the employee’s social security number). The submittals shall be made using LCPTracker Pro software. The software is web-based and can be accessed at <https://lcptracker.com/>. When there has been no activity during a work week, a payroll record shall still be submitted with the appropriate option (“No Work”, “Suspended”, or “Complete”) selected.”

STATE CONTRACTS. Revise Item 3 of Section IV of Check Sheet #5 of the Recurring Special Provisions to read:

- “3. Submission of Payroll Records. The Contractor and each subcontractor shall, no later than the 15th day of each calendar month, file a certified payroll for the immediately preceding month to the Illinois Department of Labor (IDOL) through the Illinois Prevailing Wage Portal in compliance with the State Prevailing Wage Act (820 ILCS 130). The portal can be found on the IDOL website at <https://www2.illinois.gov/idol/Laws-Rules/CONMED/Pages/Prevailing-Wage-Portal.aspx>. Payrolls shall be submitted in the format prescribed by the IDOL.

In addition to filing certified payroll(s) with the IDOL, the Contractor and each subcontractor shall certify and submit payroll records to the Department each week from the start to the completion of their respective work, except that full social security numbers shall not be included on weekly submittals. Instead, the payrolls shall include an identification number for each employee (e.g., the last four digits of the employee’s social security number). In addition, starting and ending times of work each day may be omitted from the payroll records submitted. The submittals shall be made using LCPTracker Pro software. The software is web-based and can be accessed at <https://lcptracker.com/>.

When there has been no activity during a work week, a payroll record shall still be submitted with the appropriate option (“No Work”, “Suspended”, or “Complete”) selected.”

80437

SURFACE TESTING OF PAVEMENTS – IRI (BDE)

Effective: January 1, 2021

Revised: January 1, 2023

Description. This work shall consist of testing the ride quality of the finished surface of pavement sections with new concrete pavement, PCC overlays, full-depth HMA, and HMA overlays with at least 2.25 in. (57 mm) total thickness of new HMA combined with either HMA binder or HMA surface removal, according to Illinois Test Procedure 701, "Ride Quality Testing Using the International Roughness Index (IRI)". Work shall be according to Sections 406, 407, or 420 of the Standard Specifications, except as modified herein.

Hot-Mix Asphalt (HMA) Overlays

Add the following to Article 406.03 of the Standard Specifications:

"(n) Pavement Surface Grinding Equipment..... 1101.04"

Revise Article 406.11 of the Standard Specifications to read:

"406.11 Surface Tests. Prior to HMA overlay pavement improvements, the Engineer will measure the smoothness of the existing high-speed mainline pavement. The Contractor shall measure the smoothness of the finished high-speed mainline, low-speed mainline, and miscellaneous pavements after the pavement improvement is complete but within the same construction season. Testing shall be performed in the presence of the Engineer and according to Illinois Test Procedure 701. The pavement will be identified as high-speed mainline, low-speed mainline, or miscellaneous as follows.

(a) Test Sections.

- (1) High-Speed Mainline Pavement. High-speed mainline pavement consists of pavements, ramps, and loops with a posted speed limit greater than 45 mph. These sections shall be tested with an inertial profiling system (IPS).
- (2) Low-Speed Mainline Pavement. Low-speed mainline pavement consists of pavements, ramps, and loops with a posted speed limit of 45 mph or less. These sections shall be tested using a 16 ft (5 m) straightedge or with an IPS analyzed using the rolling 16 ft (5 m) straightedge simulation in ProVAL.
- (3) Miscellaneous Pavement. Miscellaneous pavement are segments that either cannot readily be tested by an IPS or conditions beyond the control of the Contractor preclude the achievement of smoothness levels typically achievable with mainline pavement construction. This may include the following examples or as determined by the Engineer.

- a. Pavement on horizontal curves with a centerline radius of curvature of less than or equal to 1,000 ft (300 m) and the pavement within the superelevation transition of such curves;
- b. Pavement on vertical curves having a length less than or equal to 200 ft (60 m) in combination with an algebraic change in tangent grade greater than or equal to 3 percent as may occur on urban ramps or other constricted-space facilities;
- c. The first and last 50 ft (15 m) of a pavement section where the Contractor is not responsible for the adjoining surface;
- d. Intersections and the 25 ft (7.6 m) before and after an intersection or end of radius return;
- e. Variable width pavements;
- f. Side street returns, to the end of radius return;
- g. Crossovers;
- h. Pavement connector for bridge approach slab;
- i. Bridge approach slab;
- j. Pavement that must be constructed in segments of 600 ft (180 m) or less;
- k. Pavement within 25 ft (7.6 m) of manholes, utility structures, at-grade railroad crossings, or other appurtenances;
- l. Turn lanes; and
- m. Pavement within 5 ft (1.5 m) of jobsite sampling locations for HMA volumetric testing that fall within the wheel path.

Miscellaneous pavement shall be tested using a 16 ft (5 m) straightedge.

- (4) International Roughness Index (IRI). An index computed from a longitudinal profile measurement using a quarter-car simulation at a simulation speed of 50 mph (80 km/h).
- (5) Mean Roughness Index (MRI). The average of the IRI values for the right and left wheel tracks.
 - a. MRI_0 . The MRI of the existing pavement prior to construction.
 - b. MRI_i . The MRI value that warrants an incentive payment.

- c. MRI_F . The MRI value that warrants full payment.
 - d. MRI_D . The MRI value that warrants a financial disincentive.
- (6) Areas of Localized Roughness (ALR). Isolated areas of roughness, which can cause significant increase in the calculated MRI for a given subplot.
- (7) Sublot. A continuous strip of pavement 0.1 mile (160 m) long and one lane wide. A partial subplot greater than or equal to 264 ft (80 m) will be subject to the same evaluation as a whole subplot. Partial sublots less than 264 ft (80 m) shall be included with the previous subplot for evaluation purposes.
- (b) Corrective Work. Corrective work shall be completed according to the following.
- (1) High-Speed Mainline Pavement. For high-speed mainline pavement, any 25 ft (7.6 m) interval with an ALR in excess of 200 in./mile (3,200 mm/km) will be identified by the Engineer and shall be corrected by the Contractor. Any subplot having a MRI greater than MRI_D , including ALR, shall be corrected to reduce the MRI to the MRI_F , or replaced at the Contractor's option.
 - (2) Low-Speed Mainline Pavement. Surface variations in low-speed mainline pavement which exceed the 5/16 in. (8 mm) tolerance will be identified by the Engineer and shall be corrected by the Contractor.
 - (3) Miscellaneous Pavements. Surface variations in miscellaneous pavement which exceed the 5/16 in. (8 mm) tolerance will be identified by the Engineer and shall be corrected by the Contractor.

Corrective work shall be completed with pavement surface grinding equipment or by removing and replacing the pavement. Corrective work shall be applied to the full lane width. When completed, the corrected area shall have uniform texture and appearance, with the beginning and ending of the corrected area perpendicular to the centerline of the paved surface.

Upon completion of the corrective work, the surface of the subplot(s) shall be retested. The Contractor shall furnish the data and reports to the Engineer within 2 working days after corrections are made. If the MRI and/or ALR still do not meet the requirements, additional corrective work shall be performed.

Corrective work shall be at no additional cost to the Department.

- (c) Smoothness Assessments. Assessments will be paid to or deducted from the Contractor for each subplot of high-speed mainline pavement per the Smoothness Assessment Schedule. Assessments will be based on the MRI of each subplot prior to performing any corrective work unless the Contractor has chosen to remove and replace the pavement.

For pavement that is replaced, assessments will be based on the MRI determined after replacement.

The upper MRI thresholds for high-speed mainline pavement are dependent on the MRI of the existing pavement before construction (MRI_0) and shall be determined as follows.

Upper MRI Thresholds ^{1/}	MRI Thresholds (High-Speed, HMA Overlay)	
	$MRI_0 \leq 125.0$ in./mile ($\leq 1,975$ mm/km)	$MRI_0 > 125.0$ in./mile ^{1/} ($> 1,975$ mm/km)
Incentive (MRI_I)	45.0 in./mile (710 mm/km)	$0.2 \times MRI_0 + 20$
Full Pay (MRI_F)	75.0 in./mile (1,190 mm/km)	$0.2 \times MRI_0 + 50$
Disincentive (MRI_D)	100.0 in./mile (1,975 mm/km)	$0.2 \times MRI_0 + 75$

1/ MRI_0 , MRI_I , MRI_F , and MRI_D shall be in in./mile for calculation.

Smoothness assessments for high-speed mainline pavement shall be determined as follows.

SMOOTHNESS ASSESSMENT SCHEDULE (High-Speed, HMA Overlay)	
Mainline Pavement MRI Range	Assessment Per Sublot ^{1/}
$MRI \leq MRI_I$	$+ (MRI_I - MRI) \times \$20.00$ ^{2/}
$MRI_I < MRI \leq MRI_F$	$+ \$0.00$
$MRI_F < MRI \leq MRI_D$	$- (MRI - MRI_F) \times \$8.00$
$MRI > MRI_D$	$- \$200.00$

1/ MRI , MRI_I , MRI_F , and MRI_D shall be in in./mile for calculation.

2/ The maximum incentive amount shall not exceed \$300.00.

Smoothness assessments will not be paid or deducted until all other contract requirements for the pavement are satisfied. Pavement that is corrected or replaced for reasons other than smoothness, shall be retested as stated herein.”

Hot-Mix Asphalt (HMA) Pavement (Full-Depth)

Revise the first paragraph of Article 407.03 of the Standard Specifications to read:

“407.03 Equipment. Equipment shall be according to Article 406.03.”

Revise Article 407.09 of the Standard Specifications to read:

“407.09 Surface Tests. The finished surface of the pavement shall be tested for smoothness

according to Article 406.11, except as follows:

The testing of the existing pavement prior to improvements shall not apply and the smoothness assessment for high-speed mainline pavement shall be determined according to the following table.

SMOOTHNESS ASSESSMENT SCHEDULE (High-Speed, Full-Depth HMA)	
Mainline Pavement MRI, in./mile (mm/km)	Assessment Per Sublot ^{1/}
≤ 45.0 (710)	+ (45 – MRI) × \$45.00 ^{2/}
> 45.0 (710) to 75.0 (1,190)	+ \$0.00
> 75.0 (1,190) to 100.0 (1,580)	– (MRI – 75) × \$20.00
> 100.0 (1,580)	– \$500.00

1/ MRI shall be in in./mile for calculation.

2/ The maximum incentive amount shall not exceed \$800.00.”

Portland Cement Concrete Pavement

Delete Article 420.03(i) of the Standard Specifications.

Revise Article 420.10 of the Standard Specifications to read:

“420.10 Surface Tests. The finished surface of the pavement shall be tested for smoothness according to Article 406.11, except as follows.

The testing of the existing pavement prior to improvements shall not apply. The Contractor shall measure the smoothness of the finished surface of the pavement after the pavement has attained a flexural strength of 250 psi (3,800 kPa) or a compressive strength of 1,600 psi (20,700 kPa).

Membrane curing damaged during testing shall be repaired as directed by the Engineer at no additional cost to the Department.

- (a) Corrective Work. No further texturing for skid resistance will be required for areas corrected by grinding. Protective coat shall be reapplied to areas ground according to Article 420.18 at no additional cost to the Department.

Jointed portland cement concrete pavement corrected by removal and replacement, shall be corrected in full panel sizes.

- (b) Smoothness Assessments. Smoothness assessment for high-speed mainline pavement shall be determined as follows.

SMOOTHNESS ASSESSMENT SCHEDULE (High-Speed, PCC)	
Mainline Pavement MRI, in./mile (mm/km) ^{3/}	Assessment Per Sublot ^{1/}
≤ 45.0 (710)	+ (45 – MRI) × \$60.00 ^{2/}
> 45.0 (710) to 75.0 (1,190)	+ \$0.00
> 75.0 (1,190) to 100.0 (1,580)	– (MRI – 75) × \$37.50
> 100.0 (1,580)	– \$750.00

1/ MRI shall be in in./mile for calculation.

2/ The maximum incentive amount shall not exceed \$1200.00.

3/ If pavement is constructed with traffic in the lane next to it, then an additional 10 in./mile will be added to the upper thresholds.”

Removal of Existing Pavement and Appurtenances

Revise the first paragraph of Article 440.04 of the Standard Specifications to read:

“**440.04 HMA Surface Removal for Subsequent Resurfacing.** The existing HMA surface shall be removed to the depth specified on the plans with a self-propelled milling machine. The removal depth may be varied slightly at the discretion of the Engineer to satisfy the smoothness requirements of the finished pavement. The temperature at which the work is performed, the nature and condition of the equipment, and the manner of performing the work shall be such that the milled surface is not torn, gouged, shoved or otherwise damaged by the milling operation. Sufficient cutting passes shall be made so that all irregularities or high spots are eliminated to the satisfaction of the Engineer. When tested with a 16 ft (5 m) straightedge, the milled surface shall have no surface variations in excess of 3/16 in. (5 mm).”

General Equipment

Revise Article 1101.04 of the Standard Specifications to read:

“**1101.04 Pavement Surface Grinding Equipment.** The pavement surface grinding device shall have a minimum effective head width of 3 ft (0.9 m).

- (a) Diamond Saw Blade Machine. The machine shall be self-propelled with multiple diamond saw blades.
- (b) Profile Milling Machine. The profile milling machine shall be a drum device with carbide or diamond teeth with spacing of 0.315 in. (8 mm) or less and maintain proper forward speed for surface texture according to the manufacturer’s specifications.”

80435

VEHICLE AND EQUIPMENT WARNING LIGHTS (BDE)

Effective: November 1, 2021

Revised: November 1, 2022

Add the following paragraph after the first paragraph of Article 701.08 of the Standard Specifications:

“The Contractor shall equip all vehicles and equipment with high-intensity oscillating, rotating, or flashing, amber or amber-and-white, warning lights which are visible from all directions. In accordance with 625 ILCS 5/12-215, the lights may only be in operation while the vehicle or equipment is engaged in construction operations.”

80439

WEEKLY DBE TRUCKING REPORTS (BDE)

Effective: June 2, 2012

Revised: January 2, 2025

The following applies to all Disadvantaged Business Enterprise (DBE) trucks on the project, whether they are utilized for DBE goal credit or not.

The Contractor shall notify the Engineer at least three days prior to DBE trucking activity.

The Contractor shall submit a weekly report of DBE trucks hired by the Contractor or subcontractors (i.e. not owned by the Contractor or subcontractors) to the Engineer on Department form "SBE 723" within ten business days following the reporting period. The reporting period shall be Sunday through Saturday for each week reportable trucking activities occur.

Any costs associated with providing weekly DBE trucking reports shall be considered as included in the contract unit prices bid for the various items of work involved and no additional compensation will be allowed.

80302

WORK ZONE TRAFFIC CONTROL DEVICES (BDE)

Effective: March 2, 2020

Revised: January 1, 2025

Add the following to Article 701.03 of the Standard Specifications:

“(q) Temporary Sign Supports 1106.02”

Revise the third paragraph of Article 701.14 of the Standard Specifications to read:

“For temporary sign supports, the Contractor shall provide a FHWA eligibility letter for each device used on the contract. The letter shall provide information for the set-up and use of the device as well as a detailed drawing of the device. The signs shall be supported within 20 degrees of vertical. Weights used to stabilize signs shall be attached to the sign support per the manufacturer’s specifications.”

Revise the first paragraph of Article 701.15 of the Standard Specifications to read:

“**701.15 Traffic Control Devices.** For devices that must meet crashworthiness standards, the Contractor shall provide a manufacturer’s self-certification or a FHWA eligibility letter for each Category 1 device and a FHWA eligibility letter for each Category 2 and Category 3 device used on the contract. The self-certification or letter shall provide information for the set-up and use of the device as well as a detailed drawing of the device.”

Revise the first six paragraphs of Article 1106.02 of the Standard Specifications to read:

“**1106.02 Devices.** Work zone traffic control devices and combinations of devices shall meet crashworthiness standards for their respective categories. The categories are as follows.

Category 1 includes small, lightweight, channelizing and delineating devices that have been in common use for many years and are known to be crashworthy by crash testing of similar devices or years of demonstrable safe performance. These include cones, tubular markers, plastic drums, and delineators, with no attachments (e.g. lights). Category 1 devices shall be MASH compliant.

Category 2 includes devices that are not expected to produce significant vehicular velocity change but may otherwise be hazardous. These include vertical panels with lights, barricades, temporary sign supports, and Category 1 devices with attachments (e.g. drums with lights). Category 2 devices shall be MASH compliant.

Category 3 includes devices that are expected to cause significant velocity changes or other potentially harmful reactions to impacting vehicles. These include crash cushions (impact attenuators), truck mounted attenuators, and other devices not meeting the definitions of Category 1 or 2. Category 3 devices manufactured after December 31, 2019 shall be MASH compliant. Category 3 devices manufactured on or before December 31, 2019, and compliant

with NCHRP 350, may be used on contracts let before December 31, 2029. Category 3 devices shall be crash tested for Test Level 3 or the test level specified.

Category 4 includes portable or trailer-mounted devices such as sign supports, speed feedback displays, arrow boards, changeable message signs, temporary traffic signals, and area lighting supports. It is preferable for Category 4 devices manufactured after December 31, 2019 to be MASH-16 compliant; however, there are currently no crash tested devices in this category, so it remains exempt from the NCHRP 350 or MASH compliance requirement.

For each type of device, when no more than one MASH compliant is available, an NCHRP 350 compliant device may be used, even if manufactured after December 31, 2019.”

Revise Articles 1106.02(g), 1106.02(k), and 1106.02(l) to read:

“(g) Truck Mounted/Trailer Mounted Attenuators. The attenuator shall be approved for use at Test Level 3. Test Level 2 may be used for normal posted speeds less than or equal to 45 mph.

(k) Temporary Water Filled Barrier. The water filled barrier shall be a lightweight plastic shell designed to accept water ballast and be on the Department’s qualified product list.

Shop drawings shall be furnished by the manufacturer and shall indicate the deflection of the barrier as determined by acceptance testing; the configuration of the barrier in that test; and the vehicle weight, velocity, and angle of impact of the deflection test. The Engineer shall be provided one copy of the shop drawings.

(l) Movable Traffic Barrier. The movable traffic barrier shall be on the Department’s qualified product list.

Shop drawings shall be furnished by the manufacturer and shall indicate the deflection of the barrier as determined by acceptance testing; the configuration of the barrier in that test; and the vehicle weight, velocity, and angle of impact of the deflection test. The Engineer shall be provided one copy of the shop drawings. The barrier shall be capable of being moved on and off the roadway on a daily basis.”

80427

REQUIRED CONTRACT PROVISIONS FEDERAL-AID CONSTRUCTION CONTRACTS

- I. General
- II. Nondiscrimination
- III. Non-segregated Facilities
- IV. Davis-Bacon and Related Act Provisions
- V. Contract Work Hours and Safety Standards Act Provisions
- VI. Subletting or Assigning the Contract
- VII. Safety: Accident Prevention
- VIII. False Statements Concerning Highway Projects
- IX. Implementation of Clean Air Act and Federal Water Pollution Control Act
- X. Certification Regarding Debarment, Suspension, Ineligibility and Voluntary Exclusion
- XI. Certification Regarding Use of Contract Funds for Lobbying
- XII. Use of United States-Flag Vessels:

ATTACHMENTS

A. Employment and Materials Preference for Appalachian Development Highway System or Appalachian Local Access Road Contracts (included in Appalachian contracts only)

I. GENERAL

1. Form FHWA-1273 must be physically incorporated in each construction contract funded under title 23, United States Code, as required in 23 CFR 633.102(b) (excluding emergency contracts solely intended for debris removal). The contractor (or subcontractor) must insert this form in each subcontract and further require its inclusion in all lower tier subcontracts (excluding purchase orders, rental agreements and other agreements for supplies or services). 23 CFR 633.102(e).

The applicable requirements of Form FHWA-1273 are incorporated by reference for work done under any purchase order, rental agreement or agreement for other services. The prime contractor shall be responsible for compliance by any subcontractor, lower-tier subcontractor or service provider. 23 CFR 633.102(e).

Form FHWA-1273 must be included in all Federal-aid design-build contracts, in all subcontracts and in lower tier subcontracts (excluding subcontracts for design services, purchase orders, rental agreements and other agreements for supplies or services) in accordance with 23 CFR 633.102. The design-builder shall be responsible for compliance by any subcontractor, lower-tier subcontractor or service provider.

Contracting agencies may reference Form FHWA-1273 in solicitation-for-bids or request-for-proposals documents, however, the Form FHWA-1273 must be physically incorporated (not referenced) in all contracts, subcontracts and lower-tier subcontracts (excluding purchase orders, rental agreements and other agreements for supplies or services related to a construction contract). 23 CFR 633.102(b).

2. Subject to the applicability criteria noted in the following sections, these contract provisions shall apply to all work

performed on the contract by the contractor's own organization and with the assistance of workers under the contractor's immediate superintendence and to all work performed on the contract by piecework, station work, or by subcontract. 23 CFR 633.102(d).

3. A breach of any of the stipulations contained in these Required Contract Provisions may be sufficient grounds for withholding of progress payments, withholding of final payment, termination of the contract, suspension / debarment or any other action determined to be appropriate by the contracting agency and FHWA.

4. Selection of Labor: During the performance of this contract, the contractor shall not use convict labor for any purpose within the limits of a construction project on a Federal-aid highway unless it is labor performed by convicts who are on parole, supervised release, or probation. 23 U.S.C. 114(b). The term Federal-aid highway does not include roadways functionally classified as local roads or rural minor collectors. 23 U.S.C. 101(a).

II. NONDISCRIMINATION (23 CFR 230.107(a); 23 CFR Part 230, Subpart A, Appendix A; EO 11246)

The provisions of this section related to 23 CFR Part 230, Subpart A, Appendix A are applicable to all Federal-aid construction contracts and to all related construction subcontracts of \$10,000 or more. The provisions of 23 CFR Part 230 are not applicable to material supply, engineering, or architectural service contracts.

In addition, the contractor and all subcontractors must comply with the following policies: Executive Order 11246, 41 CFR Part 60, 29 CFR Parts 1625-1627, 23 U.S.C. 140, Section 504 of the Rehabilitation Act of 1973, as amended (29 U.S.C. 794), Title VI of the Civil Rights Act of 1964, as amended (42 U.S.C. 2000d et seq.), and related regulations including 49 CFR Parts 21, 26, and 27; and 23 CFR Parts 200, 230, and 633.

The contractor and all subcontractors must comply with: the requirements of the Equal Opportunity Clause in 41 CFR 60-1.4(b) and, for all construction contracts exceeding \$10,000, the Standard Federal Equal Employment Opportunity Construction Contract Specifications in 41 CFR 60-4.3.

Note: The U.S. Department of Labor has exclusive authority to determine compliance with Executive Order 11246 and the policies of the Secretary of Labor including 41 CFR Part 60, and 29 CFR Parts 1625-1627. The contracting agency and the FHWA have the authority and the responsibility to ensure compliance with 23 U.S.C. 140, Section 504 of the Rehabilitation Act of 1973, as amended (29 U.S.C. 794), and Title VI of the Civil Rights Act of 1964, as amended (42 U.S.C. 2000d et seq.), and related regulations including 49 CFR Parts 21, 26, and 27; and 23 CFR Parts 200, 230, and 633.

The following provision is adopted from 23 CFR Part 230, Subpart A, Appendix A, with appropriate revisions to conform to the U.S. Department of Labor (US DOL) and FHWA requirements.

1. Equal Employment Opportunity: Equal Employment Opportunity (EEO) requirements not to discriminate and to take affirmative action to assure equal opportunity as set forth under laws, executive orders, rules, regulations (see 28 CFR Part 35, 29 CFR Part 1630, 29 CFR Parts 1625-1627, 41 CFR Part 60 and 49 CFR Part 27) and orders of the Secretary of Labor as modified by the provisions prescribed herein, and imposed pursuant to 23 U.S.C. 140, shall constitute the EEO and specific affirmative action standards for the contractor's project activities under this contract. The provisions of the Americans with Disabilities Act of 1990 (42 U.S.C. 12101 et seq.) set forth under 28 CFR Part 35 and 29 CFR Part 1630 are incorporated by reference in this contract. In the execution of this contract, the contractor agrees to comply with the following minimum specific requirement activities of EEO:

a. The contractor will work with the contracting agency and the Federal Government to ensure that it has made every good faith effort to provide equal opportunity with respect to all of its terms and conditions of employment and in their review of activities under the contract. 23 CFR 230.409 (g)(4) & (5).

b. The contractor will accept as its operating policy the following statement:

"It is the policy of this Company to assure that applicants are employed, and that employees are treated during employment, without regard to their race, religion, sex, sexual orientation, gender identity, color, national origin, age or disability. Such action shall include: employment, upgrading, demotion, or transfer; recruitment or recruitment advertising; layoff or termination; rates of pay or other forms of compensation; and selection for training, including apprenticeship, pre-apprenticeship, and/or on-the-job training."

2. EEO Officer: The contractor will designate and make known to the contracting officers an EEO Officer who will have the responsibility for and must be capable of effectively administering and promoting an active EEO program and who must be assigned adequate authority and responsibility to do so.

3. Dissemination of Policy: All members of the contractor's staff who are authorized to hire, supervise, promote, and discharge employees, or who recommend such action or are substantially involved in such action, will be made fully cognizant of and will implement the contractor's EEO policy and contractual responsibilities to provide EEO in each grade and classification of employment. To ensure that the above agreement will be met, the following actions will be taken as a minimum:

a. Periodic meetings of supervisory and personnel office employees will be conducted before the start of work and then not less often than once every six months, at which time the contractor's EEO policy and its implementation will be reviewed and explained. The meetings will be conducted by the EEO Officer or other knowledgeable company official.

b. All new supervisory or personnel office employees will be given a thorough indoctrination by the EEO Officer, covering all major aspects of the contractor's EEO obligations within thirty days following their reporting for duty with the contractor.

c. All personnel who are engaged in direct recruitment for the project will be instructed by the EEO Officer in the contractor's procedures for locating and hiring minorities and women.

d. Notices and posters setting forth the contractor's EEO policy will be placed in areas readily accessible to employees, applicants for employment and potential employees.

e. The contractor's EEO policy and the procedures to implement such policy will be brought to the attention of employees by means of meetings, employee handbooks, or other appropriate means.

4. Recruitment: When advertising for employees, the contractor will include in all advertisements for employees the notation: "An Equal Opportunity Employer." All such advertisements will be placed in publications having a large circulation among minorities and women in the area from which the project work force would normally be derived.

a. The contractor will, unless precluded by a valid bargaining agreement, conduct systematic and direct recruitment through public and private employee referral sources likely to yield qualified minorities and women. To meet this requirement, the contractor will identify sources of potential minority group employees and establish with such identified sources procedures whereby minority and women applicants may be referred to the contractor for employment consideration.

b. In the event the contractor has a valid bargaining agreement providing for exclusive hiring hall referrals, the contractor is expected to observe the provisions of that agreement to the extent that the system meets the contractor's compliance with EEO contract provisions. Where implementation of such an agreement has the effect of discriminating against minorities or women, or obligates the contractor to do the same, such implementation violates Federal nondiscrimination provisions.

c. The contractor will encourage its present employees to refer minorities and women as applicants for employment. Information and procedures with regard to referring such applicants will be discussed with employees.

5. Personnel Actions: Wages, working conditions, and employee benefits shall be established and administered, and personnel actions of every type, including hiring, upgrading, promotion, transfer, demotion, layoff, and termination, shall be taken without regard to race, color, religion, sex, sexual orientation, gender identity, national origin, age or disability. The following procedures shall be followed:

a. The contractor will conduct periodic inspections of project sites to ensure that working conditions and employee facilities do not indicate discriminatory treatment of project site personnel.

b. The contractor will periodically evaluate the spread of wages paid within each classification to determine any evidence of discriminatory wage practices.

c. The contractor will periodically review selected personnel actions in depth to determine whether there is evidence of discrimination. Where evidence is found, the contractor will promptly take corrective action. If the review indicates that the discrimination may extend beyond the actions reviewed, such corrective action shall include all affected persons.

d. The contractor will promptly investigate all complaints of alleged discrimination made to the contractor in connection with its obligations under this contract, will attempt to resolve such complaints, and will take appropriate corrective action

within a reasonable time. If the investigation indicates that the discrimination may affect persons other than the complainant, such corrective action shall include such other persons. Upon completion of each investigation, the contractor will inform every complainant of all of their avenues of appeal.

6. Training and Promotion:

a. The contractor will assist in locating, qualifying, and increasing the skills of minorities and women who are applicants for employment or current employees. Such efforts should be aimed at developing full journey level status employees in the type of trade or job classification involved.

b. Consistent with the contractor's work force requirements and as permissible under Federal and State regulations, the contractor shall make full use of training programs (i.e., apprenticeship and on-the-job training programs for the geographical area of contract performance). In the event a special provision for training is provided under this contract, this subparagraph will be superseded as indicated in the special provision. The contracting agency may reserve training positions for persons who receive welfare assistance in accordance with 23 U.S.C. 140(a).

c. The contractor will advise employees and applicants for employment of available training programs and entrance requirements for each.

d. The contractor will periodically review the training and promotion potential of employees who are minorities and women and will encourage eligible employees to apply for such training and promotion.

7. Unions: If the contractor relies in whole or in part upon unions as a source of employees, the contractor will use good faith efforts to obtain the cooperation of such unions to increase opportunities for minorities and women. 23 CFR 230.409. Actions by the contractor, either directly or through a contractor's association acting as agent, will include the procedures set forth below:

a. The contractor will use good faith efforts to develop, in cooperation with the unions, joint training programs aimed toward qualifying more minorities and women for membership in the unions and increasing the skills of minorities and women so that they may qualify for higher paying employment.

b. The contractor will use good faith efforts to incorporate an EEO clause into each union agreement to the end that such union will be contractually bound to refer applicants without regard to their race, color, religion, sex, sexual orientation, gender identity, national origin, age, or disability.

c. The contractor is to obtain information as to the referral practices and policies of the labor union except that to the extent such information is within the exclusive possession of the labor union and such labor union refuses to furnish such information to the contractor, the contractor shall so certify to the contracting agency and shall set forth what efforts have been made to obtain such information.

d. In the event the union is unable to provide the contractor with a reasonable flow of referrals within the time limit set forth in the collective bargaining agreement, the contractor will, through independent recruitment efforts, fill the employment vacancies without regard to race, color, religion, sex, sexual orientation, gender identity, national origin, age, or disability; making full efforts to obtain qualified and/or qualifiable minorities and women. The failure of a union to provide

sufficient referrals (even though it is obligated to provide exclusive referrals under the terms of a collective bargaining agreement) does not relieve the contractor from the requirements of this paragraph. In the event the union referral practice prevents the contractor from meeting the obligations pursuant to Executive Order 11246, as amended, and these special provisions, such contractor shall immediately notify the contracting agency.

8. Reasonable Accommodation for Applicants /

Employees with Disabilities: The contractor must be familiar with the requirements for and comply with the Americans with Disabilities Act and all rules and regulations established thereunder. Employers must provide reasonable accommodation in all employment activities unless to do so would cause an undue hardship.

9. Selection of Subcontractors, Procurement of Materials and Leasing of Equipment:

The contractor shall not discriminate on the grounds of race, color, religion, sex, sexual orientation, gender identity, national origin, age, or disability in the selection and retention of subcontractors, including procurement of materials and leases of equipment. The contractor shall take all necessary and reasonable steps to ensure nondiscrimination in the administration of this contract.

a. The contractor shall notify all potential subcontractors, suppliers, and lessors of their EEO obligations under this contract.

b. The contractor will use good faith efforts to ensure subcontractor compliance with their EEO obligations.

10. Assurances Required:

a. The requirements of 49 CFR Part 26 and the State DOT's FHWA-approved Disadvantaged Business Enterprise (DBE) program are incorporated by reference.

b. The contractor, subrecipient or subcontractor shall not discriminate on the basis of race, color, national origin, or sex in the performance of this contract. The contractor shall carry out applicable requirements of 49 CFR part 26 in the award and administration of DOT-assisted contracts. Failure by the contractor to carry out these requirements is a material breach of this contract, which may result in the termination of this contract or such other remedy as the recipient deems appropriate, which may include, but is not limited to:

- (1) Withholding monthly progress payments;
- (2) Assessing sanctions;
- (3) Liquidated damages; and/or
- (4) Disqualifying the contractor from future bidding as non-responsible.

c. The Title VI and nondiscrimination provisions of U.S. DOT Order 1050.2A at Appendixes A and E are incorporated by reference. 49 CFR Part 21.

11. Records and Reports: The contractor shall keep such records as necessary to document compliance with the EEO requirements. Such records shall be retained for a period of three years following the date of the final payment to the contractor for all contract work and shall be available at reasonable times and places for inspection by authorized representatives of the contracting agency and the FHWA.

a. The records kept by the contractor shall document the following:

(1) The number and work hours of minority and non-minority group members and women employed in each work classification on the project;

(2) The progress and efforts being made in cooperation with unions, when applicable, to increase employment opportunities for minorities and women; and

(3) The progress and efforts being made in locating, hiring, training, qualifying, and upgrading minorities and women.

b. The contractors and subcontractors will submit an annual report to the contracting agency each July for the duration of the project indicating the number of minority, women, and non-minority group employees currently engaged in each work classification required by the contract work. This information is to be reported on [Form FHWA-1391](#). The staffing data should represent the project work force on board in all or any part of the last payroll period preceding the end of July. If on-the-job training is being required by special provision, the contractor will be required to collect and report training data. The employment data should reflect the work force on board during all or any part of the last payroll period preceding the end of July.

III. NONSEGREGATED FACILITIES

This provision is applicable to all Federal-aid construction contracts and to all related construction subcontracts of more than \$10,000. 41 CFR 60-1.5.

As prescribed by 41 CFR 60-1.8, the contractor must ensure that facilities provided for employees are provided in such a manner that segregation on the basis of race, color, religion, sex, sexual orientation, gender identity, or national origin cannot result. The contractor may neither require such segregated use by written or oral policies nor tolerate such use by employee custom. The contractor's obligation extends further to ensure that its employees are not assigned to perform their services at any location under the contractor's control where the facilities are segregated. The term "facilities" includes waiting rooms, work areas, restaurants and other eating areas, time clocks, restrooms, washrooms, locker rooms and other storage or dressing areas, parking lots, drinking fountains, recreation or entertainment areas, transportation, and housing provided for employees. The contractor shall provide separate or single-user restrooms and necessary dressing or sleeping areas to assure privacy between sexes.

IV. DAVIS-BACON AND RELATED ACT PROVISIONS

This section is applicable to all Federal-aid construction projects exceeding \$2,000 and to all related subcontracts and lower-tier subcontracts (regardless of subcontract size), in accordance with 29 CFR 5.5. The requirements apply to all projects located within the right-of-way of a roadway that is functionally classified as Federal-aid highway. 23 U.S.C. 113. This excludes roadways functionally classified as local roads or rural minor collectors, which are exempt. 23 U.S.C. 101. Where applicable law requires that projects be treated as a project on a Federal-aid highway, the provisions of this subpart will apply regardless of the location of the project. Examples include: Surface Transportation Block Grant Program projects funded under 23 U.S.C. 133 [excluding recreational trails projects], the Nationally Significant Freight and Highway

Projects funded under 23 U.S.C. 117, and National Highway Freight Program projects funded under 23 U.S.C. 167.

The following provisions are from the U.S. Department of Labor regulations in 29 CFR 5.5 "Contract provisions and related matters" with minor revisions to conform to the FHWA- 1273 format and FHWA program requirements.

1. Minimum wages (29 CFR 5.5)

a. *Wage rates and fringe benefits.* All laborers and mechanics employed or working upon the site of the work (or otherwise working in construction or development of the project under a development statute), will be paid unconditionally and not less often than once a week, and without subsequent deduction or rebate on any account (except such payroll deductions as are permitted by regulations issued by the Secretary of Labor under the Copeland Act ([29 CFR part 3](#))), the full amount of basic hourly wages and bona fide fringe benefits (or cash equivalents thereof) due at time of payment computed at rates not less than those contained in the wage determination of the Secretary of Labor which is attached hereto and made a part hereof, regardless of any contractual relationship which may be alleged to exist between the contractor and such laborers and mechanics. As provided in paragraphs (d) and (e) of 29 CFR 5.5, the appropriate wage determinations are effective by operation of law even if they have not been attached to the contract. Contributions made or costs reasonably anticipated for bona fide fringe benefits under the Davis-Bacon Act ([40 U.S.C. 3141\(2\)\(B\)](#)) on behalf of laborers or mechanics are considered wages paid to such laborers or mechanics, subject to the provisions of paragraph 1.e. of this section; also, regular contributions made or costs incurred for more than a weekly period (but not less often than quarterly) under plans, funds, or programs which cover the particular weekly period, are deemed to be constructively made or incurred during such weekly period. Such laborers and mechanics must be paid the appropriate wage rate and fringe benefits on the wage determination for the classification(s) of work actually performed, without regard to skill, except as provided in paragraph 4. of this section. Laborers or mechanics performing work in more than one classification may be compensated at the rate specified for each classification for the time actually worked therein: *Provided*, That the employer's payroll records accurately set forth the time spent in each classification in which work is performed. The wage determination (including any additional classifications and wage rates conformed under paragraph 1.c. of this section) and the Davis-Bacon poster (WH-1321) must be posted at all times by the contractor and its subcontractors at the site of the work in a prominent and accessible place where it can be easily seen by the workers.

b. *Frequently recurring classifications.* (1) In addition to wage and fringe benefit rates that have been determined to be prevailing under the procedures set forth in [29 CFR part 1](#), a wage determination may contain, pursuant to § 1.3(f), wage and fringe benefit rates for classifications of laborers and mechanics for which conformance requests are regularly submitted pursuant to paragraph 1.c. of this section, provided that:

(i) The work performed by the classification is not performed by a classification in the wage determination for which a prevailing wage rate has been determined;

(ii) The classification is used in the area by the construction industry; and

(iii) The wage rate for the classification bears a reasonable relationship to the prevailing wage rates contained in the wage determination.

(2) The Administrator will establish wage rates for such classifications in accordance with paragraph 1.c.(1)(iii) of this section. Work performed in such a classification must be paid at no less than the wage and fringe benefit rate listed on the wage determination for such classification.

c. *Conformance.* (1) The contracting officer must require that any class of laborers or mechanics, including helpers, which is not listed in the wage determination and which is to be employed under the contract be classified in conformance with the wage determination. Conformance of an additional classification and wage rate and fringe benefits is appropriate only when the following criteria have been met:

(i) The work to be performed by the classification requested is not performed by a classification in the wage determination; and

(ii) The classification is used in the area by the construction industry; and

(iii) The proposed wage rate, including any bona fide fringe benefits, bears a reasonable relationship to the wage rates contained in the wage determination.

(2) The conformance process may not be used to split, subdivide, or otherwise avoid application of classifications listed in the wage determination.

(3) If the contractor and the laborers and mechanics to be employed in the classification (if known), or their representatives, and the contracting officer agree on the classification and wage rate (including the amount designated for fringe benefits where appropriate), a report of the action taken will be sent by the contracting officer by email to DBAconformance@dol.gov. The Administrator, or an authorized representative, will approve, modify, or disapprove every additional classification action within 30 days of receipt and so advise the contracting officer or will notify the contracting officer within the 30-day period that additional time is necessary.

(4) In the event the contractor, the laborers or mechanics to be employed in the classification or their representatives, and the contracting officer do not agree on the proposed classification and wage rate (including the amount designated for fringe benefits, where appropriate), the contracting officer will, by email to DBAconformance@dol.gov, refer the questions, including the views of all interested parties and the recommendation of the contracting officer, to the Administrator for determination. The Administrator, or an authorized representative, will issue a determination within 30 days of receipt and so advise the contracting officer or will notify the contracting officer within the 30-day period that additional time is necessary.

(5) The contracting officer must promptly notify the contractor of the action taken by the Wage and Hour Division

under paragraphs 1.c.(3) and (4) of this section. The contractor must furnish a written copy of such determination to each affected worker or it must be posted as a part of the wage determination. The wage rate (including fringe benefits where appropriate) determined pursuant to paragraph 1.c.(3) or (4) of this section must be paid to all workers performing work in the classification under this contract from the first day on which work is performed in the classification.

d. *Fringe benefits not expressed as an hourly rate.*

Whenever the minimum wage rate prescribed in the contract for a class of laborers or mechanics includes a fringe benefit which is not expressed as an hourly rate, the contractor may either pay the benefit as stated in the wage determination or may pay another bona fide fringe benefit or an hourly cash equivalent thereof.

e. *Unfunded plans.* If the contractor does not make payments to a trustee or other third person, the contractor may consider as part of the wages of any laborer or mechanic the amount of any costs reasonably anticipated in providing bona fide fringe benefits under a plan or program, *Provided*, That the Secretary of Labor has found, upon the written request of the contractor, in accordance with the criteria set forth in § 5.28, that the applicable standards of the Davis-Bacon Act have been met. The Secretary of Labor may require the contractor to set aside in a separate account assets for the meeting of obligations under the plan or program.

f. *Interest.* In the event of a failure to pay all or part of the wages required by the contract, the contractor will be required to pay interest on any underpayment of wages.

2. Withholding (29 CFR 5.5)

a. *Withholding requirements.* The contracting agency may, upon its own action, or must, upon written request of an authorized representative of the Department of Labor, withhold or cause to be withheld from the contractor so much of the accrued payments or advances as may be considered necessary to satisfy the liabilities of the prime contractor or any subcontractor for the full amount of wages and monetary relief, including interest, required by the clauses set forth in this section for violations of this contract, or to satisfy any such liabilities required by any other Federal contract, or federally assisted contract subject to Davis-Bacon labor standards, that is held by the same prime contractor (as defined in § 5.2). The necessary funds may be withheld from the contractor under this contract, any other Federal contract with the same prime contractor, or any other federally assisted contract that is subject to Davis-Bacon labor standards requirements and is held by the same prime contractor, regardless of whether the other contract was awarded or assisted by the same agency, and such funds may be used to satisfy the contractor liability for which the funds were withheld. In the event of a contractor's failure to pay any laborer or mechanic, including any apprentice or helper working on the site of the work all or part of the wages required by the contract, or upon the contractor's failure to submit the required records as discussed in paragraph 3.d. of this section, the contracting agency may on its own initiative and after written notice to the contractor, take such action as may be necessary to cause the suspension of any further payment, advance, or guarantee of funds until such violations have ceased.

b. *Priority to withheld funds.* The Department has priority to funds withheld or to be withheld in accordance with paragraph

2.a. of this section or Section V, paragraph 3.a., or both, over claims to those funds by:

- (1) A contractor's surety(ies), including without limitation performance bond sureties and payment bond sureties;
- (2) A contracting agency for its procurement costs;
- (3) A trustee(s) (either a court-appointed trustee or a U.S. trustee, or both) in bankruptcy of a contractor, or a contractor's bankruptcy estate;
- (4) A contractor's assignee(s);
- (5) A contractor's successor(s); or
- (6) A claim asserted under the Prompt Payment Act, [31 U.S.C. 3901–3907](#).

3. Records and certified payrolls (29 CFR 5.5)

a. Basic record requirements (1) Length of record retention. All regular payrolls and other basic records must be maintained by the contractor and any subcontractor during the course of the work and preserved for all laborers and mechanics working at the site of the work (or otherwise working in construction or development of the project under a development statute) for a period of at least 3 years after all the work on the prime contract is completed.

(2) Information required. Such records must contain the name; Social Security number; last known address, telephone number, and email address of each such worker; each worker's correct classification(s) of work actually performed; hourly rates of wages paid (including rates of contributions or costs anticipated for bona fide fringe benefits or cash equivalents thereof of the types described in [40 U.S.C. 3141\(2\)\(B\)](#) of the Davis-Bacon Act); daily and weekly number of hours actually worked in total and on each covered contract; deductions made; and actual wages paid.

(3) Additional records relating to fringe benefits. Whenever the Secretary of Labor has found under paragraph 1.e. of this section that the wages of any laborer or mechanic include the amount of any costs reasonably anticipated in providing benefits under a plan or program described in [40 U.S.C. 3141\(2\)\(B\)](#) of the Davis-Bacon Act, the contractor must maintain records which show that the commitment to provide such benefits is enforceable, that the plan or program is financially responsible, and that the plan or program has been communicated in writing to the laborers or mechanics affected, and records which show the costs anticipated or the actual cost incurred in providing such benefits.

(4) Additional records relating to apprenticeship. Contractors with apprentices working under approved programs must maintain written evidence of the registration of apprenticeship programs, the registration of the apprentices, and the ratios and wage rates prescribed in the applicable programs.

b. Certified payroll requirements (1) Frequency and method of submission. The contractor or subcontractor must submit weekly, for each week in which any DBA- or Related Acts-covered work is performed, certified payrolls to the contracting

agency. The prime contractor is responsible for the submission of all certified payrolls by all subcontractors. A contracting agency or prime contractor may permit or require contractors to submit certified payrolls through an electronic system, as long as the electronic system requires a legally valid electronic signature; the system allows the contractor, the contracting agency, and the Department of Labor to access the certified payrolls upon request for at least 3 years after the work on the prime contract has been completed; and the contracting agency or prime contractor permits other methods of submission in situations where the contractor is unable or limited in its ability to use or access the electronic system.

(2) Information required. The certified payrolls submitted must set out accurately and completely all of the information required to be maintained under paragraph 3.a.(2) of this section, except that full Social Security numbers and last known addresses, telephone numbers, and email addresses must not be included on weekly transmittals. Instead, the certified payrolls need only include an individually identifying number for each worker (e.g., the last four digits of the worker's Social Security number). The required weekly certified payroll information may be submitted using Optional Form WH-347 or in any other format desired. Optional Form WH-347 is available for this purpose from the Wage and Hour Division website at <https://www.dol.gov/sites/dolgov/files/WHDLegacy/files/wh347.pdf> or its successor website. It is not a violation of this section for a prime contractor to require a subcontractor to provide full Social Security numbers and last known addresses, telephone numbers, and email addresses to the prime contractor for its own records, without weekly submission by the subcontractor to the contracting agency.

(3) Statement of Compliance. Each certified payroll submitted must be accompanied by a "Statement of Compliance," signed by the contractor or subcontractor, or the contractor's or subcontractor's agent who pays or supervises the payment of the persons working on the contract, and must certify the following:

(i) That the certified payroll for the payroll period contains the information required to be provided under paragraph 3.b. of this section, the appropriate information and basic records are being maintained under paragraph 3.a. of this section, and such information and records are correct and complete;

(ii) That each laborer or mechanic (including each helper and apprentice) working on the contract during the payroll period has been paid the full weekly wages earned, without rebate, either directly or indirectly, and that no deductions have been made either directly or indirectly from the full wages earned, other than permissible deductions as set forth in [29 CFR part 3](#); and

(iii) That each laborer or mechanic has been paid not less than the applicable wage rates and fringe benefits or cash equivalents for the classification(s) of work actually performed, as specified in the applicable wage determination incorporated into the contract.

(4) Use of Optional Form WH-347. The weekly submission of a properly executed certification set forth on the reverse side of Optional Form WH-347 will satisfy the requirement for submission of the "Statement of Compliance" required by paragraph 3.b.(3) of this section.

(5) *Signature*. The signature by the contractor, subcontractor, or the contractor's or subcontractor's agent must be an original handwritten signature or a legally valid electronic signature.

(6) *Falsification*. The falsification of any of the above certifications may subject the contractor or subcontractor to civil or criminal prosecution under [18 U.S.C. 1001](#) and [31 U.S.C. 3729](#).

(7) *Length of certified payroll retention*. The contractor or subcontractor must preserve all certified payrolls during the course of the work and for a period of 3 years after all the work on the prime contract is completed.

c. *Contracts, subcontracts, and related documents*. The contractor or subcontractor must maintain this contract or subcontract and related documents including, without limitation, bids, proposals, amendments, modifications, and extensions. The contractor or subcontractor must preserve these contracts, subcontracts, and related documents during the course of the work and for a period of 3 years after all the work on the prime contract is completed.

d. *Required disclosures and access* (1) *Required record disclosures and access to workers*. The contractor or subcontractor must make the records required under paragraphs 3.a. through 3.c. of this section, and any other documents that the contracting agency, the State DOT, the FHWA, or the Department of Labor deems necessary to determine compliance with the labor standards provisions of any of the applicable statutes referenced by § 5.1, available for inspection, copying, or transcription by authorized representatives of the contracting agency, the State DOT, the FHWA, or the Department of Labor, and must permit such representatives to interview workers during working hours on the job.

(2) *Sanctions for non-compliance with records and worker access requirements*. If the contractor or subcontractor fails to submit the required records or to make them available, or refuses to permit worker interviews during working hours on the job, the Federal agency may, after written notice to the contractor, sponsor, applicant, owner, or other entity, as the case may be, that maintains such records or that employs such workers, take such action as may be necessary to cause the suspension of any further payment, advance, or guarantee of funds. Furthermore, failure to submit the required records upon request or to make such records available, or to permit worker interviews during working hours on the job, may be grounds for debarment action pursuant to § 5.12. In addition, any contractor or other person that fails to submit the required records or make those records available to WHD within the time WHD requests that the records be produced will be precluded from introducing as evidence in an administrative proceeding under [29 CFR part 6](#) any of the required records that were not provided or made available to WHD. WHD will take into consideration a reasonable request from the contractor or person for an extension of the time for submission of records. WHD will determine the reasonableness of the request and may consider, among other things, the location of the records and the volume of production.

(3) *Required information disclosures*. Contractors and subcontractors must maintain the full Social Security number and last known address, telephone number, and email address

of each covered worker, and must provide them upon request to the contracting agency, the State DOT, the FHWA, the contractor, or the Wage and Hour Division of the Department of Labor for purposes of an investigation or other compliance action.

4. Apprentices and equal employment opportunity (29 CFR 5.5)

a. *Apprentices* (1) *Rate of pay*. Apprentices will be permitted to work at less than the predetermined rate for the work they perform when they are employed pursuant to and individually registered in a bona fide apprenticeship program registered with the U.S. Department of Labor, Employment and Training Administration, Office of Apprenticeship (OA), or with a State Apprenticeship Agency recognized by the OA. A person who is not individually registered in the program, but who has been certified by the OA or a State Apprenticeship Agency (where appropriate) to be eligible for probationary employment as an apprentice, will be permitted to work at less than the predetermined rate for the work they perform in the first 90 days of probationary employment as an apprentice in such a program. In the event the OA or a State Apprenticeship Agency recognized by the OA withdraws approval of an apprenticeship program, the contractor will no longer be permitted to use apprentices at less than the applicable predetermined rate for the work performed until an acceptable program is approved.

(2) *Fringe benefits*. Apprentices must be paid fringe benefits in accordance with the provisions of the apprenticeship program. If the apprenticeship program does not specify fringe benefits, apprentices must be paid the full amount of fringe benefits listed on the wage determination for the applicable classification. If the Administrator determines that a different practice prevails for the applicable apprentice classification, fringe benefits must be paid in accordance with that determination.

(3) *Apprenticeship ratio*. The allowable ratio of apprentices to journeyworkers on the job site in any craft classification must not be greater than the ratio permitted to the contractor as to the entire work force under the registered program or the ratio applicable to the locality of the project pursuant to paragraph 4.a.(4) of this section. Any worker listed on a payroll at an apprentice wage rate, who is not registered or otherwise employed as stated in paragraph 4.a.(1) of this section, must be paid not less than the applicable wage rate on the wage determination for the classification of work actually performed. In addition, any apprentice performing work on the job site in excess of the ratio permitted under this section must be paid not less than the applicable wage rate on the wage determination for the work actually performed.

(4) *Reciprocity of ratios and wage rates*. Where a contractor is performing construction on a project in a locality other than the locality in which its program is registered, the ratios and wage rates (expressed in percentages of the journeyworker's hourly rate) applicable within the locality in which the construction is being performed must be observed. If there is no applicable ratio or wage rate for the locality of the project, the ratio and wage rate specified in the contractor's registered program must be observed.

b. *Equal employment opportunity*. The use of apprentices and journeyworkers under this part must be in conformity with

the equal employment opportunity requirements of Executive Order 11246, as amended, and [29 CFR part 30](#).

c. Apprentices and Trainees (programs of the U.S. DOT).

Apprentices and trainees working under apprenticeship and skill training programs which have been certified by the Secretary of Transportation as promoting EEO in connection with Federal-aid highway construction programs are not subject to the requirements of paragraph 4 of this Section IV. 23 CFR 230.111(e)(2). The straight time hourly wage rates for apprentices and trainees under such programs will be established by the particular programs. The ratio of apprentices and trainees to journeyworkers shall not be greater than permitted by the terms of the particular program.

5. Compliance with Copeland Act requirements. The contractor shall comply with the requirements of 29 CFR part 3, which are incorporated by reference in this contract as provided in 29 CFR 5.5.

6. Subcontracts. The contractor or subcontractor must insert FHWA-1273 in any subcontracts, along with the applicable wage determination(s) and such other clauses or contract modifications as the contracting agency may by appropriate instructions require, and a clause requiring the subcontractors to include these clauses and wage determination(s) in any lower tier subcontracts. The prime contractor is responsible for the compliance by any subcontractor or lower tier subcontractor with all the contract clauses in this section. In the event of any violations of these clauses, the prime contractor and any subcontractor(s) responsible will be liable for any unpaid wages and monetary relief, including interest from the date of the underpayment or loss, due to any workers of lower-tier subcontractors, and may be subject to debarment, as appropriate. 29 CFR 5.5.

7. Contract termination: debarment. A breach of the contract clauses in 29 CFR 5.5 may be grounds for termination of the contract, and for debarment as a contractor and a subcontractor as provided in 29 CFR 5.12.

8. Compliance with Davis-Bacon and Related Act requirements. All rulings and interpretations of the Davis-Bacon and Related Acts contained in 29 CFR parts 1, 3, and 5 are herein incorporated by reference in this contract as provided in 29 CFR 5.5.

9. Disputes concerning labor standards. As provided in 29 CFR 5.5, disputes arising out of the labor standards provisions of this contract shall not be subject to the general disputes clause of this contract. Such disputes shall be resolved in accordance with the procedures of the Department of Labor set forth in 29 CFR parts 5, 6, and 7. Disputes within the meaning of this clause include disputes between the contractor (or any of its subcontractors) and the contracting agency, the U.S. Department of Labor, or the employees or their representatives.

10. Certification of eligibility. a. By entering into this contract, the contractor certifies that neither it nor any person or firm who has an interest in the contractor's firm is a person or firm ineligible to be awarded Government contracts by virtue of [40 U.S.C. 3144\(b\)](#) or § 5.12(a).

b. No part of this contract shall be subcontracted to any person or firm ineligible for award of a Government contract by virtue of [40 U.S.C. 3144\(b\)](#) or § 5.12(a).

c. The penalty for making false statements is prescribed in the U.S. Code, Title 18 Crimes and Criminal Procedure, [18 U.S.C. 1001](#).

11. Anti-retaliation. It is unlawful for any person to discharge, demote, intimidate, threaten, restrain, coerce, blacklist, harass, or in any other manner discriminate against, or to cause any person to discharge, demote, intimidate, threaten, restrain, coerce, blacklist, harass, or in any other manner discriminate against, any worker or job applicant for:

a. Notifying any contractor of any conduct which the worker reasonably believes constitutes a violation of the DBA, Related Acts, this part, or [29 CFR part 1](#) or [3](#);

b. Filing any complaint, initiating or causing to be initiated any proceeding, or otherwise asserting or seeking to assert on behalf of themselves or others any right or protection under the DBA, Related Acts, this part, or [29 CFR part 1](#) or [3](#);

c. Cooperating in any investigation or other compliance action, or testifying in any proceeding under the DBA, Related Acts, this part, or [29 CFR part 1](#) or [3](#); or

d. Informing any other person about their rights under the DBA, Related Acts, this part, or [29 CFR part 1](#) or [3](#).

V. CONTRACT WORK HOURS AND SAFETY STANDARDS ACT

Pursuant to 29 CFR 5.5(b), the following clauses apply to any Federal-aid construction contract in an amount in excess of \$100,000 and subject to the overtime provisions of the Contract Work Hours and Safety Standards Act. These clauses shall be inserted in addition to the clauses required by 29 CFR 5.5(a) or 29 CFR 4.6. As used in this paragraph, the terms laborers and mechanics include watchpersons and guards.

1. Overtime requirements. No contractor or subcontractor contracting for any part of the contract work which may require or involve the employment of laborers or mechanics shall require or permit any such laborer or mechanic in any workweek in which he or she is employed on such work to work in excess of forty hours in such workweek unless such laborer or mechanic receives compensation at a rate not less than one and one-half times the basic rate of pay for all hours worked in excess of forty hours in such workweek. 29 CFR 5.5.

2. Violation; liability for unpaid wages; liquidated damages. In the event of any violation of the clause set forth in paragraph 1. of this section the contractor and any subcontractor responsible therefor shall be liable for the unpaid wages and interest from the date of the underpayment. In addition, such contractor and subcontractor shall be liable to the United States (in the case of work done under contract for the District of Columbia or a territory, to such District or to such territory), for liquidated damages. Such liquidated damages shall be computed with respect to each individual laborer or

mechanic, including watchpersons and guards, employed in violation of the clause set forth in paragraph 1. of this section, in the sum currently provided in 29 CFR 5.5(b)(2)* for each calendar day on which such individual was required or permitted to work in excess of the standard workweek of forty hours without payment of the overtime wages required by the clause set forth in paragraph 1. of this section.

* \$31 as of January 15, 2023 (See 88 FR 88 FR 2210) as may be adjusted annually by the Department of Labor, pursuant to the Federal Civil Penalties Inflation Adjustment Act of 1990.

3. Withholding for unpaid wages and liquidated damages

a. *Withholding process.* The FHWA or the contracting agency may, upon its own action, or must, upon written request of an authorized representative of the Department of Labor, withhold or cause to be withheld from the contractor so much of the accrued payments or advances as may be considered necessary to satisfy the liabilities of the prime contractor or any subcontractor for any unpaid wages; monetary relief, including interest; and liquidated damages required by the clauses set forth in this section on this contract, any other Federal contract with the same prime contractor, or any other federally assisted contract subject to the Contract Work Hours and Safety Standards Act that is held by the same prime contractor (as defined in § 5.2). The necessary funds may be withheld from the contractor under this contract, any other Federal contract with the same prime contractor, or any other federally assisted contract that is subject to the Contract Work Hours and Safety Standards Act and is held by the same prime contractor, regardless of whether the other contract was awarded or assisted by the same agency, and such funds may be used to satisfy the contractor liability for which the funds were withheld.

b. *Priority to withheld funds.* The Department has priority to funds withheld or to be withheld in accordance with Section IV paragraph 2.a. or paragraph 3.a. of this section, or both, over claims to those funds by:

- (1) A contractor's surety(ies), including without limitation performance bond sureties and payment bond sureties;
- (2) A contracting agency for its procurement costs;
- (3) A trustee(s) (either a court-appointed trustee or a U.S. trustee, or both) in bankruptcy of a contractor, or a contractor's bankruptcy estate;
- (4) A contractor's assignee(s);
- (5) A contractor's successor(s); or
- (6) A claim asserted under the Prompt Payment Act, [31 U.S.C. 3901](#)–3907.

4. Subcontracts. The contractor or subcontractor must insert in any subcontracts the clauses set forth in paragraphs 1. through 5. of this section and a clause requiring the subcontractors to include these clauses in any lower tier subcontracts. The prime contractor is responsible for compliance by any subcontractor or lower tier subcontractor with the clauses set forth in paragraphs 1. through 5. In the

event of any violations of these clauses, the prime contractor and any subcontractor(s) responsible will be liable for any unpaid wages and monetary relief, including interest from the date of the underpayment or loss, due to any workers of lower-tier subcontractors, and associated liquidated damages and may be subject to debarment, as appropriate.

5. Anti-retaliation. It is unlawful for any person to discharge, demote, intimidate, threaten, restrain, coerce, blacklist, harass, or in any other manner discriminate against, or to cause any person to discharge, demote, intimidate, threaten, restrain, coerce, blacklist, harass, or in any other manner discriminate against, any worker or job applicant for:

- a. Notifying any contractor of any conduct which the worker reasonably believes constitutes a violation of the Contract Work Hours and Safety Standards Act (CWHSSA) or its implementing regulations in this part;
- b. Filing any complaint, initiating or causing to be initiated any proceeding, or otherwise asserting or seeking to assert on behalf of themselves or others any right or protection under CWHSSA or this part;
- c. Cooperating in any investigation or other compliance action, or testifying in any proceeding under CWHSSA or this part; or
- d. Informing any other person about their rights under CWHSSA or this part.

VI. SUBLETTING OR ASSIGNING THE CONTRACT

This provision is applicable to all Federal-aid construction contracts on the National Highway System pursuant to 23 CFR 635.116.

1. The contractor shall perform with its own organization contract work amounting to not less than 30 percent (or a greater percentage if specified elsewhere in the contract) of the total original contract price, excluding any specialty items designated by the contracting agency. Specialty items may be performed by subcontract and the amount of any such specialty items performed may be deducted from the total original contract price before computing the amount of work required to be performed by the contractor's own organization (23 CFR 635.116).

a. The term "perform work with its own organization" in paragraph 1 of Section VI refers to workers employed or leased by the prime contractor, and equipment owned or rented by the prime contractor, with or without operators. Such term does not include employees or equipment of a subcontractor or lower tier subcontractor, agents of the prime contractor, or any other assignees. The term may include payments for the costs of hiring leased employees from an employee leasing firm meeting all relevant Federal and State regulatory requirements. Leased employees may only be included in this term if the prime contractor meets all of the following conditions: (based on longstanding interpretation)

- (1) the prime contractor maintains control over the supervision of the day-to-day activities of the leased employees;
- (2) the prime contractor remains responsible for the quality of the work of the leased employees;

- (3) the prime contractor retains all power to accept or exclude individual employees from work on the project; and
- (4) the prime contractor remains ultimately responsible for the payment of predetermined minimum wages, the submission of payrolls, statements of compliance and all other Federal regulatory requirements.

b. "Specialty Items" shall be construed to be limited to work that requires highly specialized knowledge, abilities, or equipment not ordinarily available in the type of contracting organizations qualified and expected to bid or propose on the contract as a whole and in general are to be limited to minor components of the overall contract. 23 CFR 635.102.

2. Pursuant to 23 CFR 635.116(a), the contract amount upon which the requirements set forth in paragraph (1) of Section VI is computed includes the cost of material and manufactured products which are to be purchased or produced by the contractor under the contract provisions.

3. Pursuant to 23 CFR 635.116(c), the contractor shall furnish (a) a competent superintendent or supervisor who is employed by the firm, has full authority to direct performance of the work in accordance with the contract requirements, and is in charge of all construction operations (regardless of who performs the work) and (b) such other of its own organizational resources (supervision, management, and engineering services) as the contracting officer determines is necessary to assure the performance of the contract.

4. No portion of the contract shall be sublet, assigned or otherwise disposed of except with the written consent of the contracting officer, or authorized representative, and such consent when given shall not be construed to relieve the contractor of any responsibility for the fulfillment of the contract. Written consent will be given only after the contracting agency has assured that each subcontract is evidenced in writing and that it contains all pertinent provisions and requirements of the prime contract. (based on long-standing interpretation of 23 CFR 635.116).

5. The 30-percent self-performance requirement of paragraph (1) is not applicable to design-build contracts; however, contracting agencies may establish their own self-performance requirements. 23 CFR 635.116(d).

VII. SAFETY: ACCIDENT PREVENTION

This provision is applicable to all Federal-aid construction contracts and to all related subcontracts.

1. In the performance of this contract the contractor shall comply with all applicable Federal, State, and local laws governing safety, health, and sanitation (23 CFR Part 635). The contractor shall provide all safeguards, safety devices and protective equipment and take any other needed actions as it determines, or as the contracting officer may determine, to be reasonably necessary to protect the life and health of employees on the job and the safety of the public and to protect property in connection with the performance of the work covered by the contract. 23 CFR 635.108.

2. It is a condition of this contract, and shall be made a condition of each subcontract, which the contractor enters into pursuant to this contract, that the contractor and any subcontractor shall not permit any employee, in performance of the contract, to work in surroundings or under conditions which are unsanitary, hazardous or dangerous to his/her health or safety, as determined under construction safety and

health standards (29 CFR Part 1926) promulgated by the Secretary of Labor, in accordance with Section 107 of the Contract Work Hours and Safety Standards Act (40 U.S.C. 3704). 29 CFR 1926.10.

3. Pursuant to 29 CFR 1926.3, it is a condition of this contract that the Secretary of Labor or authorized representative thereof, shall have right of entry to any site of contract performance to inspect or investigate the matter of compliance with the construction safety and health standards and to carry out the duties of the Secretary under Section 107 of the Contract Work Hours and Safety Standards Act (40 U.S.C. 3704).

VIII. FALSE STATEMENTS CONCERNING HIGHWAY PROJECTS

This provision is applicable to all Federal-aid construction contracts and to all related subcontracts.

In order to assure high quality and durable construction in conformity with approved plans and specifications and a high degree of reliability on statements and representations made by engineers, contractors, suppliers, and workers on Federal-aid highway projects, it is essential that all persons concerned with the project perform their functions as carefully, thoroughly, and honestly as possible. Willful falsification, distortion, or misrepresentation with respect to any facts related to the project is a violation of Federal law. To prevent any misunderstanding regarding the seriousness of these and similar acts, Form FHWA-1022 shall be posted on each Federal-aid highway project (23 CFR Part 635) in one or more places where it is readily available to all persons concerned with the project:

18 U.S.C. 1020 reads as follows:

"Whoever, being an officer, agent, or employee of the United States, or of any State or Territory, or whoever, whether a person, association, firm, or corporation, knowingly makes any false statement, false representation, or false report as to the character, quality, quantity, or cost of the material used or to be used, or the quantity or quality of the work performed or to be performed, or the cost thereof in connection with the submission of plans, maps, specifications, contracts, or costs of construction on any highway or related project submitted for approval to the Secretary of Transportation; or

Whoever knowingly makes any false statement, false representation, false report or false claim with respect to the character, quality, quantity, or cost of any work performed or to be performed, or materials furnished or to be furnished, in connection with the construction of any highway or related project approved by the Secretary of Transportation; or

Whoever knowingly makes any false statement or false representation as to material fact in any statement, certificate, or report submitted pursuant to provisions of the Federal-aid Roads Act approved July 11, 1916, (39 Stat. 355), as amended and supplemented;

Shall be fined under this title or imprisoned not more than 5 years or both."

IX. IMPLEMENTATION OF CLEAN AIR ACT AND FEDERAL WATER POLLUTION CONTROL ACT (42 U.S.C. 7606; 2 CFR 200.88; EO 11738)

This provision is applicable to all Federal-aid construction contracts in excess of \$150,000 and to all related subcontracts. 48 CFR 2.101; 2 CFR 200.327.

By submission of this bid/proposal or the execution of this contract or subcontract, as appropriate, the bidder, proposer, Federal-aid construction contractor, subcontractor, supplier, or vendor agrees to comply with all applicable standards, orders or regulations issued pursuant to the Clean Air Act (42 U.S.C. 7401-7671q) and the Federal Water Pollution Control Act, as amended (33 U.S.C. 1251-1387). Violations must be reported to the Federal Highway Administration and the Regional Office of the Environmental Protection Agency. 2 CFR Part 200, Appendix II.

The contractor agrees to include or cause to be included the requirements of this Section in every subcontract, and further agrees to take such action as the contracting agency may direct as a means of enforcing such requirements. 2 CFR 200.327.

X. CERTIFICATION REGARDING DEBARMENT, SUSPENSION, INELIGIBILITY AND VOLUNTARY EXCLUSION

This provision is applicable to all Federal-aid construction contracts, design-build contracts, subcontracts, lower-tier subcontracts, purchase orders, lease agreements, consultant contracts or any other covered transaction requiring FHWA approval or that is estimated to cost \$25,000 or more – as defined in 2 CFR Parts 180 and 1200. 2 CFR 180.220 and 1200.220.

1. Instructions for Certification – First Tier Participants:

a. By signing and submitting this proposal, the prospective first tier participant is providing the certification set out below.

b. The inability of a person to provide the certification set out below will not necessarily result in denial of participation in this covered transaction. The prospective first tier participant shall submit an explanation of why it cannot provide the certification set out below. The certification or explanation will be considered in connection with the department or agency's determination whether to enter into this transaction. However, failure of the prospective first tier participant to furnish a certification or an explanation shall disqualify such a person from participation in this transaction. 2 CFR 180.320.

c. The certification in this clause is a material representation of fact upon which reliance was placed when the contracting agency determined to enter into this transaction. If it is later determined that the prospective participant knowingly rendered an erroneous certification, in addition to other remedies available to the Federal Government, the contracting agency may terminate this transaction for cause of default. 2 CFR 180.325.

d. The prospective first tier participant shall provide immediate written notice to the contracting agency to whom this proposal is submitted if any time the prospective first tier participant learns that its certification was erroneous when submitted or has become erroneous by reason of changed circumstances. 2 CFR 180.345 and 180.350.

e. The terms "covered transaction," "debarred," "suspended," "ineligible," "participant," "person," "principal," and "voluntarily excluded," as used in this clause, are defined in 2 CFR Parts 180, Subpart I, 180.900-180.1020, and 1200. "First Tier Covered Transactions" refers to any covered transaction between a recipient or subrecipient of Federal funds and a participant (such as the prime or general contract). "Lower Tier Covered Transactions" refers to any covered transaction under a First Tier Covered Transaction (such as subcontracts). "First Tier Participant" refers to the participant who has entered into a covered transaction with a recipient or subrecipient of Federal funds (such as the prime or general contractor). "Lower Tier Participant" refers any participant who has entered into a covered transaction with a First Tier Participant or other Lower Tier Participants (such as subcontractors and suppliers).

f. The prospective first tier participant agrees by submitting this proposal that, should the proposed covered transaction be entered into, it shall not knowingly enter into any lower tier covered transaction with a person who is debarred, suspended, declared ineligible, or voluntarily excluded from participation in this covered transaction, unless authorized by the department or agency entering into this transaction. 2 CFR 180.330.

g. The prospective first tier participant further agrees by submitting this proposal that it will include the clause titled "Certification Regarding Debarment, Suspension, Ineligibility and Voluntary Exclusion-Lower Tier Covered Transactions," provided by the department or contracting agency, entering into this covered transaction, without modification, in all lower tier covered transactions and in all solicitations for lower tier covered transactions exceeding the \$25,000 threshold. 2 CFR 180.220 and 180.300.

h. A participant in a covered transaction may rely upon a certification of a prospective participant in a lower tier covered transaction that is not debarred, suspended, ineligible, or voluntarily excluded from the covered transaction, unless it knows that the certification is erroneous. 2 CFR 180.300; 180.320, and 180.325. A participant is responsible for ensuring that its principals are not suspended, debarred, or otherwise ineligible to participate in covered transactions. 2 CFR 180.335. To verify the eligibility of its principals, as well as the eligibility of any lower tier prospective participants, each participant may, but is not required to, check the System for Award Management website (<https://www.sam.gov>). 2 CFR 180.300, 180.320, and 180.325.

i. Nothing contained in the foregoing shall be construed to require the establishment of a system of records in order to render in good faith the certification required by this clause. The knowledge and information of the prospective participant is not required to exceed that which is normally possessed by a prudent person in the ordinary course of business dealings.

j. Except for transactions authorized under paragraph (f) of these instructions, if a participant in a covered transaction knowingly enters into a lower tier covered transaction with a person who is suspended, debarred, ineligible, or voluntarily excluded from participation in this transaction, in addition to other remedies available to the Federal Government, the department or agency may terminate this transaction for cause or default. 2 CFR 180.325.

* * * * *

2. Certification Regarding Debarment, Suspension, Ineligibility and Voluntary Exclusion – First Tier Participants:

a. The prospective first tier participant certifies to the best of its knowledge and belief, that it and its principals:

(1) Are not presently debarred, suspended, proposed for debarment, declared ineligible, or voluntarily excluded from participating in covered transactions by any Federal department or agency, 2 CFR 180.335;

(2) Have not within a three-year period preceding this proposal been convicted of or had a civil judgment rendered against them for commission of fraud or a criminal offense in connection with obtaining, attempting to obtain, or performing a public (Federal, State, or local) transaction or contract under a public transaction; violation of Federal or State antitrust statutes or commission of embezzlement, theft, forgery, bribery, falsification or destruction of records, making false statements, or receiving stolen property, 2 CFR 180.800;

(3) Are not presently indicted for or otherwise criminally or civilly charged by a governmental entity (Federal, State or local) with commission of any of the offenses enumerated in paragraph (a)(2) of this certification, 2 CFR 180.700 and 180.800; and

(4) Have not within a three-year period preceding this application/proposal had one or more public transactions (Federal, State or local) terminated for cause or default. 2 CFR 180.335(d).

(5) Are not a corporation that has been convicted of a felony violation under any Federal law within the two-year period preceding this proposal (USDOT Order 4200.6 implementing appropriations act requirements); and

(6) Are not a corporation with any unpaid Federal tax liability that has been assessed, for which all judicial and administrative remedies have been exhausted, or have lapsed, and that is not being paid in a timely manner pursuant to an agreement with the authority responsible for collecting the tax liability (USDOT Order 4200.6 implementing appropriations act requirements).

b. Where the prospective participant is unable to certify to any of the statements in this certification, such prospective participant should attach an explanation to this proposal. 2 CFR 180.335 and 180.340.

* * * * *

3. Instructions for Certification - Lower Tier Participants:

(Applicable to all subcontracts, purchase orders, and other lower tier transactions requiring prior FHWA approval or estimated to cost \$25,000 or more - 2 CFR Parts 180 and 1200). 2 CFR 180.220 and 1200.220.

a. By signing and submitting this proposal, the prospective lower tier participant is providing the certification set out below.

b. The certification in this clause is a material representation of fact upon which reliance was placed when this transaction was entered into. If it is later determined that the prospective lower tier participant knowingly rendered an erroneous certification, in addition to other remedies available to the Federal Government, the department, or agency with which

this transaction originated may pursue available remedies, including suspension and/or debarment.

c. The prospective lower tier participant shall provide immediate written notice to the person to which this proposal is submitted if at any time the prospective lower tier participant learns that its certification was erroneous by reason of changed circumstances. 2 CFR 180.365.

d. The terms "covered transaction," "debarred," "suspended," "ineligible," "participant," "person," "principal," and "voluntarily excluded," as used in this clause, are defined in 2 CFR Parts 180, Subpart I, 180.900 – 180.1020, and 1200. You may contact the person to which this proposal is submitted for assistance in obtaining a copy of those regulations. "First Tier Covered Transactions" refers to any covered transaction between a recipient or subrecipient of Federal funds and a participant (such as the prime or general contract). "Lower Tier Covered Transactions" refers to any covered transaction under a First Tier Covered Transaction (such as subcontracts). "First Tier Participant" refers to the participant who has entered into a covered transaction with a recipient or subrecipient of Federal funds (such as the prime or general contractor). "Lower Tier Participant" refers any participant who has entered into a covered transaction with a First Tier Participant or other Lower Tier Participants (such as subcontractors and suppliers).

e. The prospective lower tier participant agrees by submitting this proposal that, should the proposed covered transaction be entered into, it shall not knowingly enter into any lower tier covered transaction with a person who is debarred, suspended, declared ineligible, or voluntarily excluded from participation in this covered transaction, unless authorized by the department or agency with which this transaction originated. 2 CFR 1200.220 and 1200.332.

f. The prospective lower tier participant further agrees by submitting this proposal that it will include this clause titled "Certification Regarding Debarment, Suspension, Ineligibility and Voluntary Exclusion-Lower Tier Covered Transaction," without modification, in all lower tier covered transactions and in all solicitations for lower tier covered transactions exceeding the \$25,000 threshold. 2 CFR 180.220 and 1200.220.

g. A participant in a covered transaction may rely upon a certification of a prospective participant in a lower tier covered transaction that is not debarred, suspended, ineligible, or voluntarily excluded from the covered transaction, unless it knows that the certification is erroneous. A participant is responsible for ensuring that its principals are not suspended, debarred, or otherwise ineligible to participate in covered transactions. To verify the eligibility of its principals, as well as the eligibility of any lower tier prospective participants, each participant may, but is not required to, check the System for Award Management website (<https://www.sam.gov>), which is compiled by the General Services Administration. 2 CFR 180.300, 180.320, 180.330, and 180.335.

h. Nothing contained in the foregoing shall be construed to require establishment of a system of records in order to render in good faith the certification required by this clause. The knowledge and information of participant is not required to exceed that which is normally possessed by a prudent person in the ordinary course of business dealings.

i. Except for transactions authorized under paragraph e of these instructions, if a participant in a covered transaction knowingly enters into a lower tier covered transaction with a person who is suspended, debarred, ineligible, or voluntarily

excluded from participation in this transaction, in addition to other remedies available to the Federal Government, the department or agency with which this transaction originated may pursue available remedies, including suspension and/or debarment. 2 CFR 180.325.

* * * * *

4. Certification Regarding Debarment, Suspension, Ineligibility and Voluntary Exclusion--Lower Tier Participants:

a. The prospective lower tier participant certifies, by submission of this proposal, that neither it nor its principals:

(1) is presently debarred, suspended, proposed for debarment, declared ineligible, or voluntarily excluded from participating in covered transactions by any Federal department or agency, 2 CFR 180.355;

(2) is a corporation that has been convicted of a felony violation under any Federal law within the two-year period preceding this proposal (USDOT Order 4200.6 implementing appropriations act requirements); and

(3) is a corporation with any unpaid Federal tax liability that has been assessed, for which all judicial and administrative remedies have been exhausted, or have lapsed, and that is not being paid in a timely manner pursuant to an agreement with the authority responsible for collecting the tax liability. (USDOT Order 4200.6 implementing appropriations act requirements)

b. Where the prospective lower tier participant is unable to certify to any of the statements in this certification, such prospective participant should attach an explanation to this proposal.

* * * * *

XI. CERTIFICATION REGARDING USE OF CONTRACT FUNDS FOR LOBBYING

This provision is applicable to all Federal-aid construction contracts and to all related subcontracts which exceed \$100,000. 49 CFR Part 20, App. A.

1. The prospective participant certifies, by signing and submitting this bid or proposal, to the best of his or her knowledge and belief, that:

a. No Federal appropriated funds have been paid or will be paid, by or on behalf of the undersigned, to any person for influencing or attempting to influence an officer or employee of any Federal agency, a Member of Congress, an officer or employee of Congress, or an employee of a Member of Congress in connection with the awarding of any Federal contract, the making of any Federal grant, the making of any Federal loan, the entering into of any cooperative agreement, and the extension, continuation, renewal, amendment, or modification of any Federal contract, grant, loan, or cooperative agreement.

b. If any funds other than Federal appropriated funds have been paid or will be paid to any person for influencing or attempting to influence an officer or employee of any Federal agency, a Member of Congress, an officer or employee of Congress, or an employee of a Member of Congress in connection with this Federal contract, grant, loan, or

cooperative agreement, the undersigned shall complete and submit Standard Form-LLL, "Disclosure Form to Report Lobbying," in accordance with its instructions.

2. This certification is a material representation of fact upon which reliance was placed when this transaction was made or entered into. Submission of this certification is a prerequisite for making or entering into this transaction imposed by 31 U.S.C. 1352. Any person who fails to file the required certification shall be subject to a civil penalty of not less than \$10,000 and not more than \$100,000 for each such failure.

3. The prospective participant also agrees by submitting its bid or proposal that the participant shall require that the language of this certification be included in all lower tier subcontracts, which exceed \$100,000 and that all such recipients shall certify and disclose accordingly.

XII. USE OF UNITED STATES-FLAG VESSELS:

This provision is applicable to all Federal-aid construction contracts, design-build contracts, subcontracts, lower-tier subcontracts, purchase orders, lease agreements, or any other covered transaction. 46 CFR Part 381.

This requirement applies to material or equipment that is acquired for a specific Federal-aid highway project. 46 CFR 381.7. It is not applicable to goods or materials that come into inventories independent of an FHWA funded-contract.

When oceanic shipments (or shipments across the Great Lakes) are necessary for materials or equipment acquired for a specific Federal-aid construction project, the bidder, proposer, contractor, subcontractor, or vendor agrees:

1. To utilize privately owned United States-flag commercial vessels to ship at least 50 percent of the gross tonnage (computed separately for dry bulk carriers, dry cargo liners, and tankers) involved, whenever shipping any equipment, material, or commodities pursuant to this contract, to the extent such vessels are available at fair and reasonable rates for United States-flag commercial vessels. 46 CFR 381.7.

2. To furnish within 20 days following the date of loading for shipments originating within the United States or within 30 working days following the date of loading for shipments originating outside the United States, a legible copy of a rated, 'on-board' commercial ocean bill-of-lading in English for each shipment of cargo described in paragraph (b)(1) of this section to both the Contracting Officer (through the prime contractor in the case of subcontractor bills-of-lading) and to the Office of Cargo and Commercial Sealift (MAR-620), Maritime Administration, Washington, DC 20590. (MARAD requires copies of the ocean carrier's (master) bills of lading, certified onboard, dated, with rates and charges. These bills of lading may contain business sensitive information and therefore may be submitted directly to MARAD by the Ocean Transportation Intermediary on behalf of the contractor). 46 CFR 381.7.

**ATTACHMENT A - EMPLOYMENT AND MATERIALS
PREFERENCE FOR APPALACHIAN DEVELOPMENT HIGHWAY
SYSTEM OR APPALACHIAN LOCAL ACCESS**

ROAD CONTRACTS (23 CFR 633, Subpart B, Appendix B)

This provision is applicable to all Federal-aid projects funded under the Appalachian Regional Development Act of 1965.

1. During the performance of this contract, the contractor undertaking to do work which is, or reasonably may be, done as on-site work, shall give preference to qualified persons who regularly reside in the labor area as designated by the DOL wherein the contract work is situated, or the subregion, or the Appalachian counties of the State wherein the contract work is situated, except:

a. To the extent that qualified persons regularly residing in the area are not available.

b. For the reasonable needs of the contractor to employ supervisory or specially experienced personnel necessary to assure an efficient execution of the contract work.

c. For the obligation of the contractor to offer employment to present or former employees as the result of a lawful collective bargaining contract, provided that the number of nonresident persons employed under this subparagraph (1c) shall not exceed 20 percent of the total number of employees employed by the contractor on the contract work, except as provided in subparagraph (4) below.

2. The contractor shall place a job order with the State Employment Service indicating (a) the classifications of the laborers, mechanics and other employees required to perform the contract work, (b) the number of employees required in each classification, (c) the date on which the participant estimates such employees will be required, and (d) any other pertinent information required by the State Employment Service to complete the job order form. The job order may be placed with the State Employment Service in writing or by telephone. If during the course of the contract work, the information submitted by the contractor in the original job order is substantially modified, the participant shall promptly notify the State Employment Service.

3. The contractor shall give full consideration to all qualified job applicants referred to him by the State Employment Service. The contractor is not required to grant employment to any job applicants who, in his opinion, are not qualified to perform the classification of work required.

4. If, within one week following the placing of a job order by the contractor with the State Employment Service, the State Employment Service is unable to refer any qualified job applicants to the contractor, or less than the number requested, the State Employment Service will forward a certificate to the contractor indicating the unavailability of applicants. Such certificate shall be made a part of the contractor's permanent project records. Upon receipt of this certificate, the contractor may employ persons who do not normally reside in the labor area to fill positions covered by the certificate, notwithstanding the provisions of subparagraph (1c) above.

5. The provisions of 23 CFR 633.207(e) allow the contracting agency to provide a contractual preference for the use of mineral resource materials native to the Appalachian region.

6. The contractor shall include the provisions of Sections 1 through 4 of this Attachment A in every subcontract for work which is, or reasonably may be, done as on-site work.