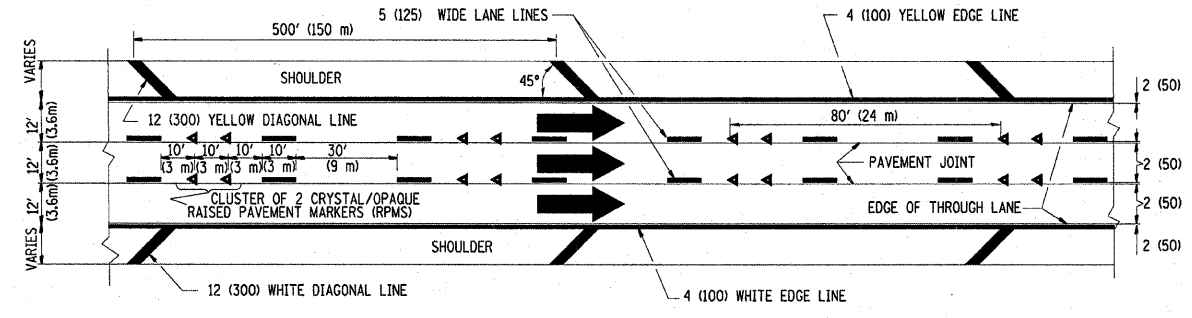


F.A.U. RTE.	SECTION	COUNTY	TOTAL SHEETS	SHEET NO.
* 38 RS-4	COOK		36	20
STA.	TO STA.			
FED. ROAD DIST. NO.	ILLINOIS FED. AID PROJECT			

* F.A.P. 343
F.A.U. 1273
CONTRACT NO. 60814

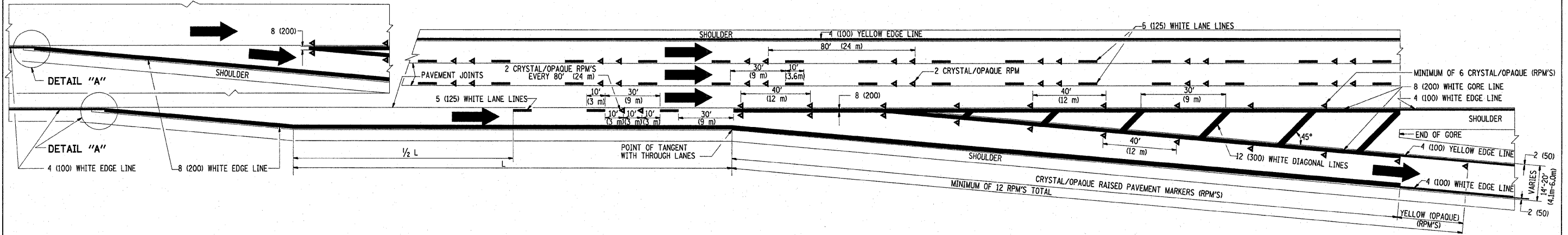
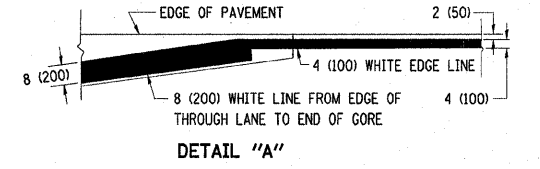
THE DIAGONAL LINES SHALL BE SPACED AT 40' (12 m) C-C ACROSS ALL STRUCTURES WHICH ARE 500' (150 m) OR LESS IN LENGTH
THE DIAGONAL LINES ARE NOT REQUIRED ON SHOULDERS WHICH ARE 6' (1.8 m) OR LESS IN WIDTH



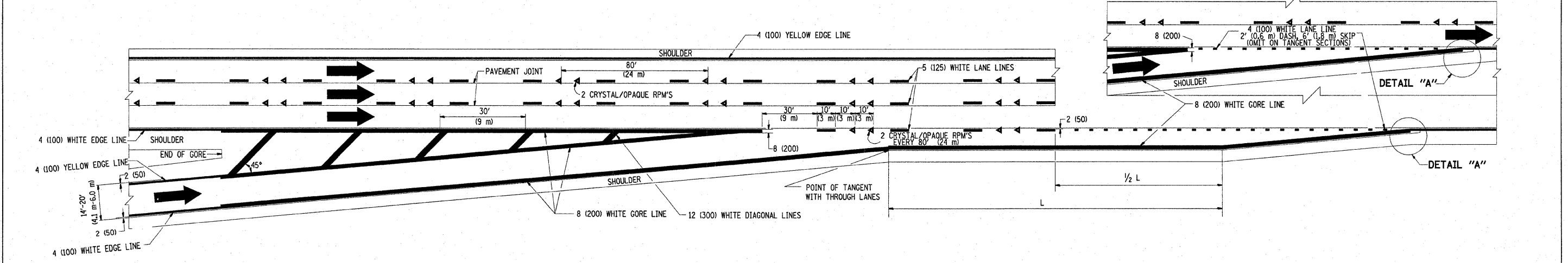
TYPICAL EDGE LINES & LANE LINES

NOTES:

1. THERMO PLASTIC PAVEMENT MARKING LINE SHALL BE USED FOR THE EDGE LINES, GORE LINES, AND DIAGONAL LINES ON BITUMINOUS PAVEMENT ONLY.
2. PREFORMED PLASTIC TYPE B PAVEMENT MARKING LINE SHALL BE USED FOR ALL LANE LINES ON BITUMINOUS PAVEMENT
3. POLYUREA PAVEMENT MARKING SHALL BE USED FOR ALL MARKINGS ON PCC



TYPICAL EXIT RAMP PAVEMENT MARKINGS



TYPICAL ENTRANCE RAMP PAVEMENT MARKINGS

REVISIONS	
NAME	DATE
DWS	1/90
DWS	5/91
AH	3/96
DWS	7/96
JAF	2/06
SPB	1/07

ILLINOIS DEPARTMENT OF TRANSPORTATION
MULTI-LANE FREEWAY
PAVEMENT MARKING
DETAILS

SCALE: NONE
DATE: 10/10/2007
DRAWN BY C.A.D.D.
CHECKED BY
TC12 SHEET 1 OF 2
REVISION DATE: 01/01/07

PLOT DATE = 10/10/2007
FILE NAME = c:\pvc\users\jaf\38899\438899.dwg
PLOT SCALE = 50:1
USER NAME = steedpa