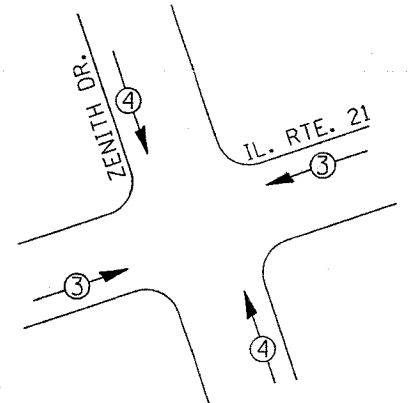
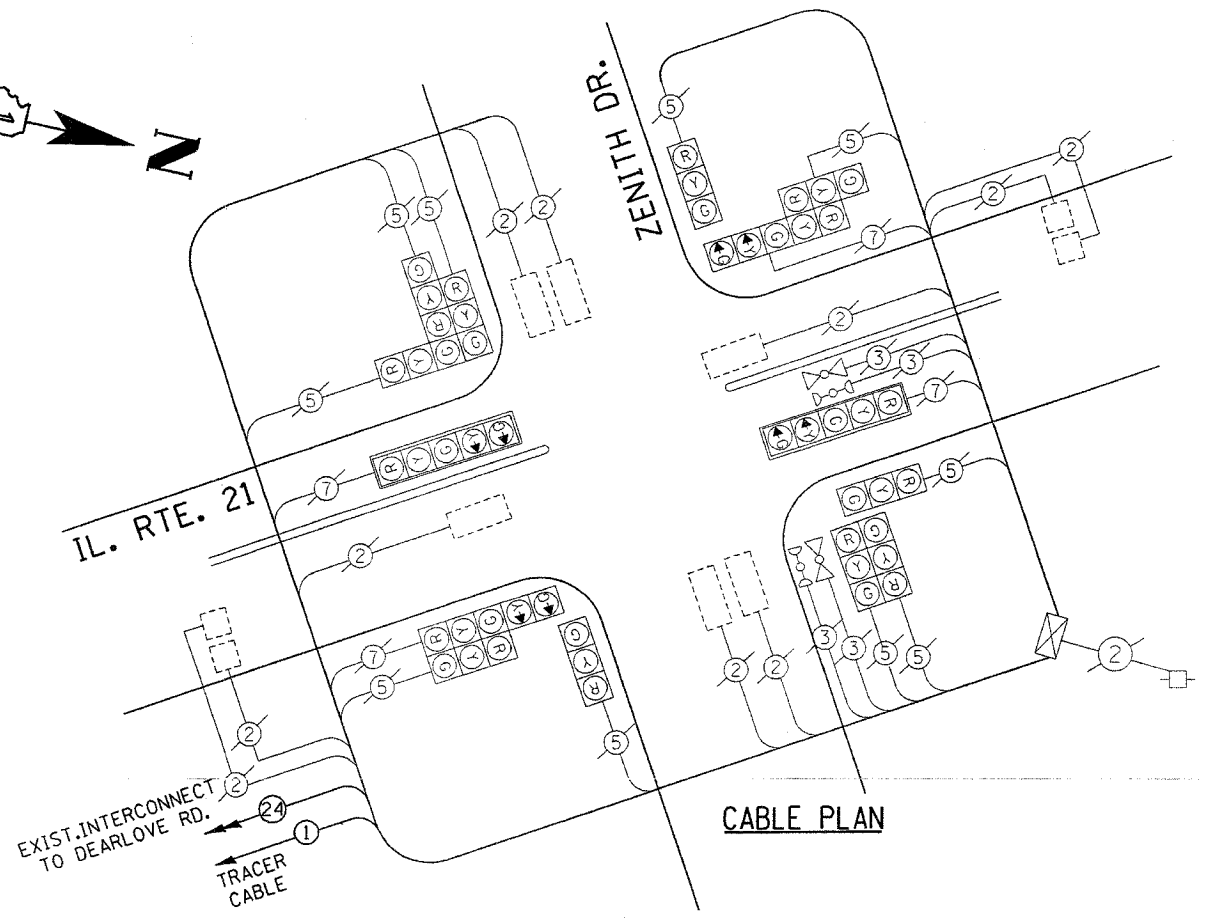


EXISTING PHASE DESIGNATION DIAGRAM

EMERGENCY VEHICLE PREEMPTION SEQUENCE

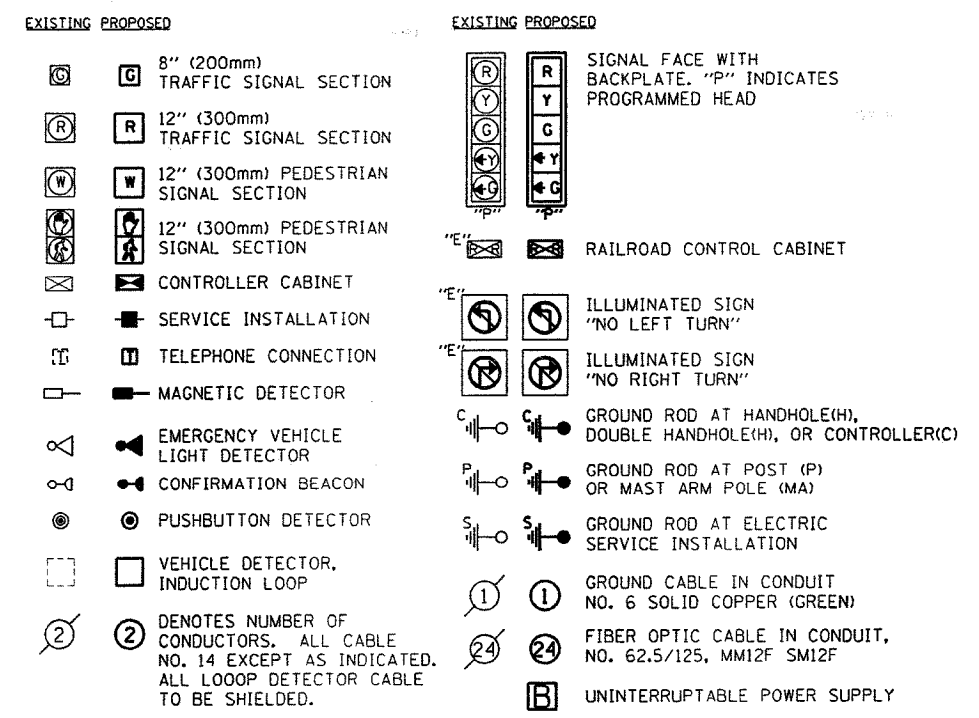


EXISTING EMERGENCY VEHICLE PREEMPTORS		
EMERGENCY VEHICLE PREEMPTOR	3	4
MOVEMENT		



CABLE PLAN

CABLE PLAN LEGEND



I.D.O.T. TRAFFIC SIGNAL INSTALLATION ELECTRICAL SERVICE REQUIREMENTS					TOTAL WATTAGE
TYPE	NO. LAMPS	WATTAGE (INCAND)	LED	% OPERATION	
SIGNAL (RED)	14	135	17	0.50	119.00
(YELLOW)	14	135	25	0.25	87.50
(GREEN)	14	135	15	0.25	52.50
ARROW	8	135	12	0.10	9.60
PED. SIGNAL	90	90	25	1.00	
CONTROLLER	1	100	100	1.00	100.00
ILLUM. SIGN		84		0.05	
FLASHER				0.50	
ENERGY COSTS TO:					TOTAL = 368.60
ILLINOIS DEPARTMENT OF TRANSPORTATION 201 WEST CENTER COURT SCHAMBURG, ILLINOIS 60196-1096 CONTACT: LARRY D. SHANK PHONE: (847) 291-3214 COMPANY: COM. EDISON					

FOUNDATION (DEPTH)	FT. (m)	CABLE SLACK	FT. (m)	VERTICAL	FT. (m)
TYPE A - POST	4 (1.2)	HANDHOLE	6.5 (2.0)	ALL FOUNDATIONS	3.5 (1.0)
D - CONTROLLER	4 (1.2)	DOUBLE HANDHOLE	13 (4.0)	MAST ARM (L) POLE	20" H.-2" (6m H.-0.6m)
E - M. ARM POLE		SIGNAL POST	2 (1.0)		
24" (600mm)	10 (3.0)	CONTROLLER CAB.	1 (0.5)	BRACKET MOUNTED	13 (4.0)
30" (750mm)	15 (4.6)	FIBER OPTIC	13 (4.0)	PED. PUSHBUTTON	4 (1.2)
36" (900mm)	15 (4.6)	ELECTRIC SERVICE	1 (0.5)	ELECTRIC SERVICE	13.5 (4.1)
		GROUND CABLE	1 (0.5)	SERVICE TO GROUND	13.5 (4.1)
				POST MOUNTED	6 (1.8)

REVISIONS	
NAME	DATE

ILLINOIS DEPARTMENT OF TRANSPORTATION
PROPOSED CABLE PLAN, PHASE DESIGNATION DIAGRAM, AND SCHEDULE OF QUANTITIES
 IL. RTE. 21 (MILWAUKEE AVE.) AT ZENITH DRIVE

SCALE: 1"=20'
 DATE 7/18/2007

DRAWN BY: BCK
 DESIGN BY: BCK
 CHECKED BY: DAD