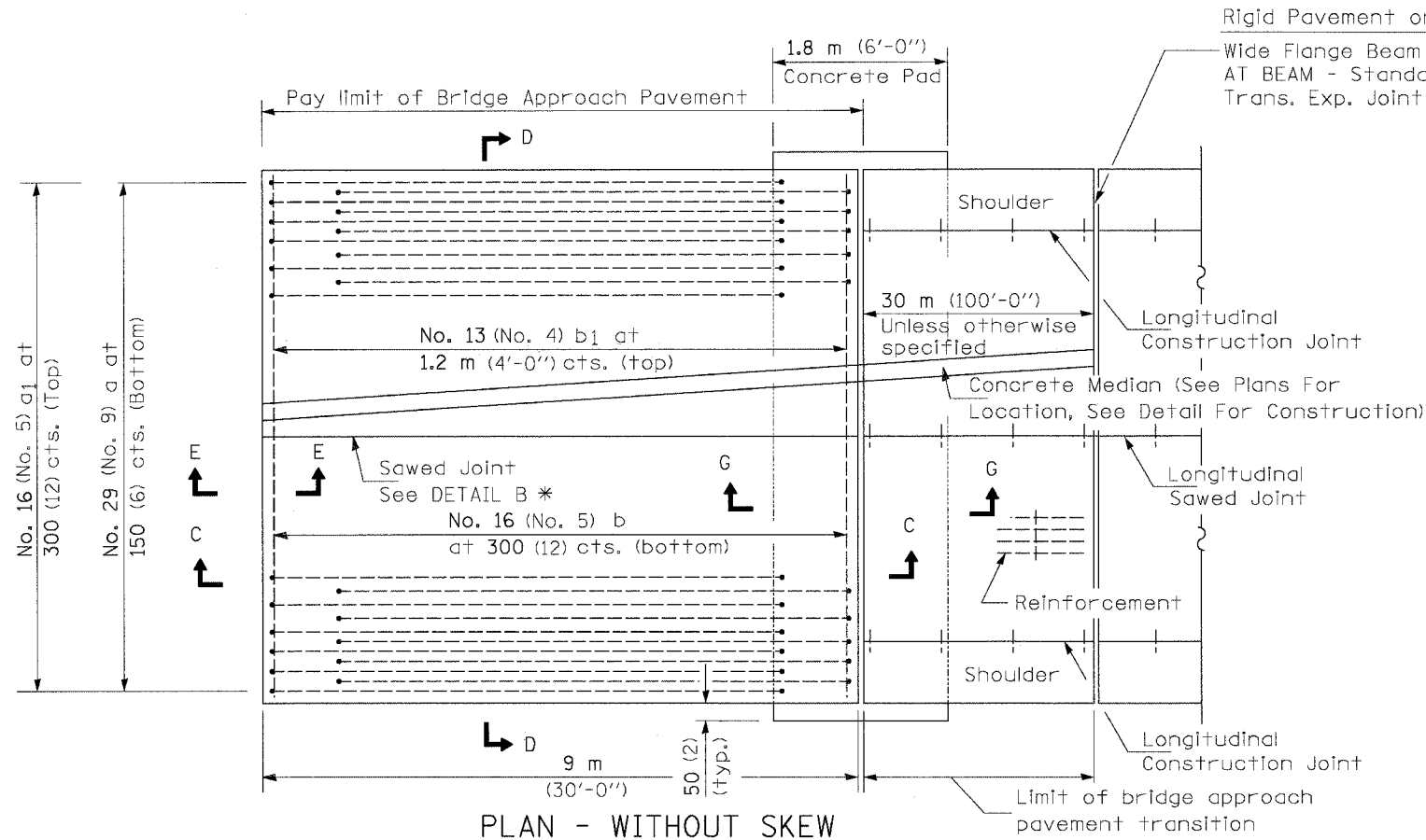
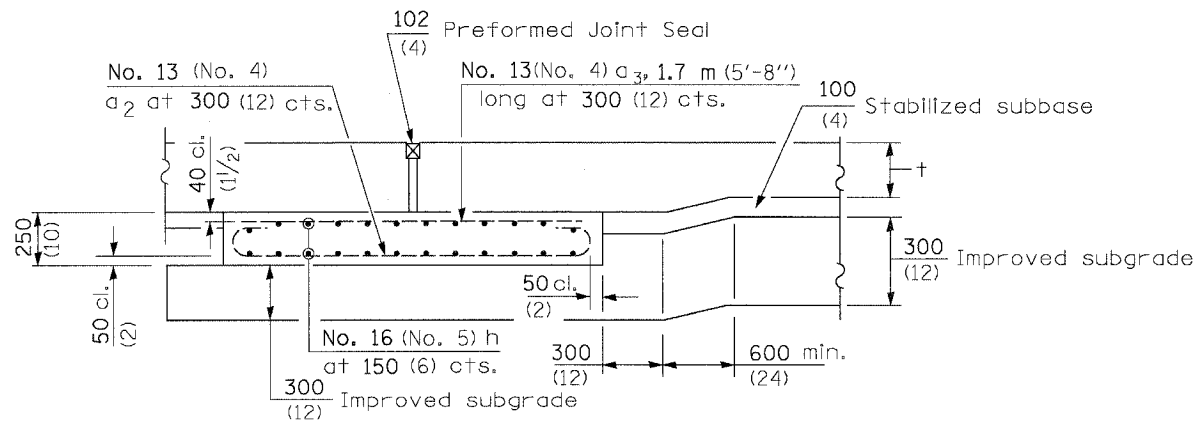


F.A.I. RTE.	SECTION	COUNTY	TOTAL SHEETS	SHEET NO.
80	(50-5) HBK-2	LASALLE	331	155
STA.			TO STA.	
FED. ROAD DIST. NO.			ILLINOIS FED. AID PROJECT	



PLAN - WITHOUT SKEW

* Saw ϕ or lane edge if poured two or more lane widths at a time.
 ** Omit Reinforcement, tie bars and Long. sawed Jt. for Flexible Pavement.

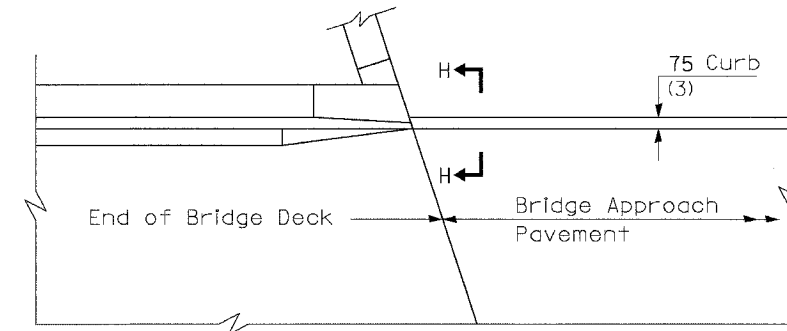


SECTION G-G - RIGID PAVEMENT

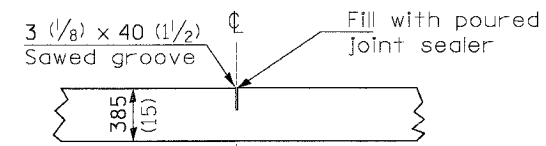
(Showing reinforcement)

Rigid Pavement only:

Wide Flange Beam Terminal Joint (See DETAIL AT BEAM - Standard 421101 or 421106) or 50 (2) Trans. Exp. Joint as detailed on Standard 420001.

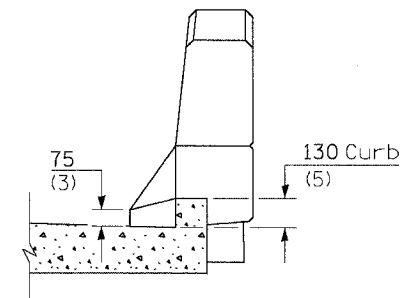


PARAPET TO CURB TRANSITION
INTEGRAL ABUTMENT



DETAIL B*

(Reinforcement Not Shown)



SECTION H - H

GENERAL NOTES

THICKNESS-'t' = Thickness of Pavement.

See Standard 421001 for reinforcement details not shown.

See Standard 420001 for joint details not shown.

REVISIONS	
NAME	DATE

ILLINOIS DEPARTMENT OF TRANSPORTATION

BRIDGE APPROACH
PAVEMENT (SPECIAL) DETAIL

SCALE: NONE
DATE: 11/02/07

DRAWN BY: KM
CHECKED BY: SE

Baker

Baker Engineering, Inc.