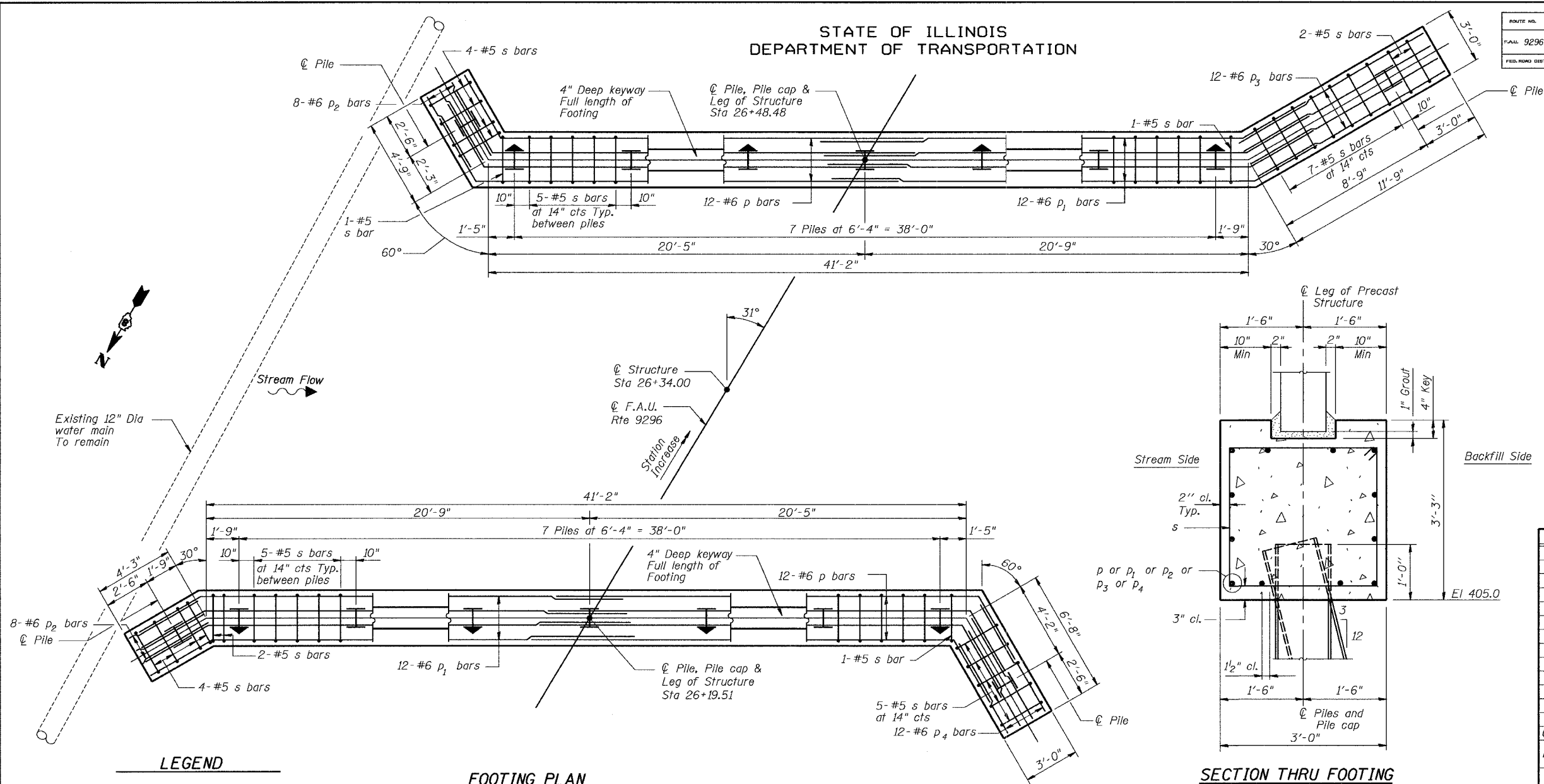


STATE OF ILLINOIS  
DEPARTMENT OF TRANSPORTATION

ROUTE NO.	SECTION	COUNTY	TOTAL SHEETS	SHEET NO.
9296	65BR	MONROE	22	10
FED. ROAD DIST. NO. 7	ILLINOIS	FED. AID PROJECT-	CONTRACT NO. 76387	

SHEET NO. 2  
5 SHEETS



Existing 12" Dia water main To remain

**LEGEND**

- Battered Pile 3"/ft (Batter toward Backfill)
- Vertical Pile (No Batter)

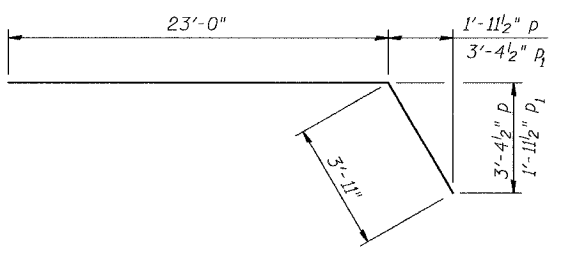
**PILE DATA**

	N. Footing	S. Footing
Type:	HP12x53	HP12x53
Nominal Required Bearing:	419 kip	419 kip
Allowable Resistance Available:	140 kip	140 kip
Est. Length:	60'	60'
No. Production Piles:	8	9
No. Test Piles:	1	

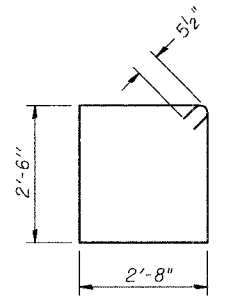
DESIGNED	- LEL
CHECKED	- REG
DRAWN	- LEL
CHECKED	-

**FOOTING PLAN**

**MINIMUM BAR LAP**  
#6 = 3'-7"



**BARS p & p1**



**BAR s**

**SECTION THRU FOOTING**

**BILL OF MATERIAL**

Bar	No.	Size	Length	Shape
p	24	#6	26'-11"	
p1	24	#6	26'-11"	
p2	16	#6	4'-5"	
p3	12	#6	11'-7"	
p4	12	#6	5'-6"	
s	87	#5	11'-2"	
Concrete Structures			Cu Yd	38.0
Reinforcement Bars			Pound	3370
Furnishing Steel Piles Hp12x53			Foot	1020
Driving Piles			Foot	1020
Test Pile Steel HP12x53			Each	1
Pile Shoes			Each	17

**NOTES**

- The footing design is based on the following maximum reactions applied at the top of the pile footing:  
Exterior footing: 10.5 kip/ft (vertical)  
4.1 kip/ft (horizontal outward from stream)  
  
The Contractor shall verify that the selected structure meets these design parameters. If the design parameters are exceeded, a complete foundation design with calculations, details and the required seals shall be submitted for review and approval.
- The location of the abutment centerlines are based on the precast concrete structure leg thickness of 10 inches. The location of abutment centerlines will require adjustment for legs of different thickness.
- The Contractor shall coordinate the abutment dimensions with the Supplier's precast shop drawings and make necessary adjustments approved by the Engineer.

FOUNDATION PLAN AND DETAILS  
OLD IL ROUTE 3  
OVER  
HILL LAKE CREEK  
F.A.U. ROUTE 9296  
SECTION 65BR  
MONROE COUNTY  
STATION 26+34  
STRUCTURE NO. 067-0041

**BENTON & ASSOCIATES, INC.**  
Consulting Engineers / Land Surveyors  
1970 West Lafayette Ave. Jacksonville, IL 62650  
Phone: 217-245-4146 Fax: 217-245-4149  
IL Design Firm Registration No. 184-000852