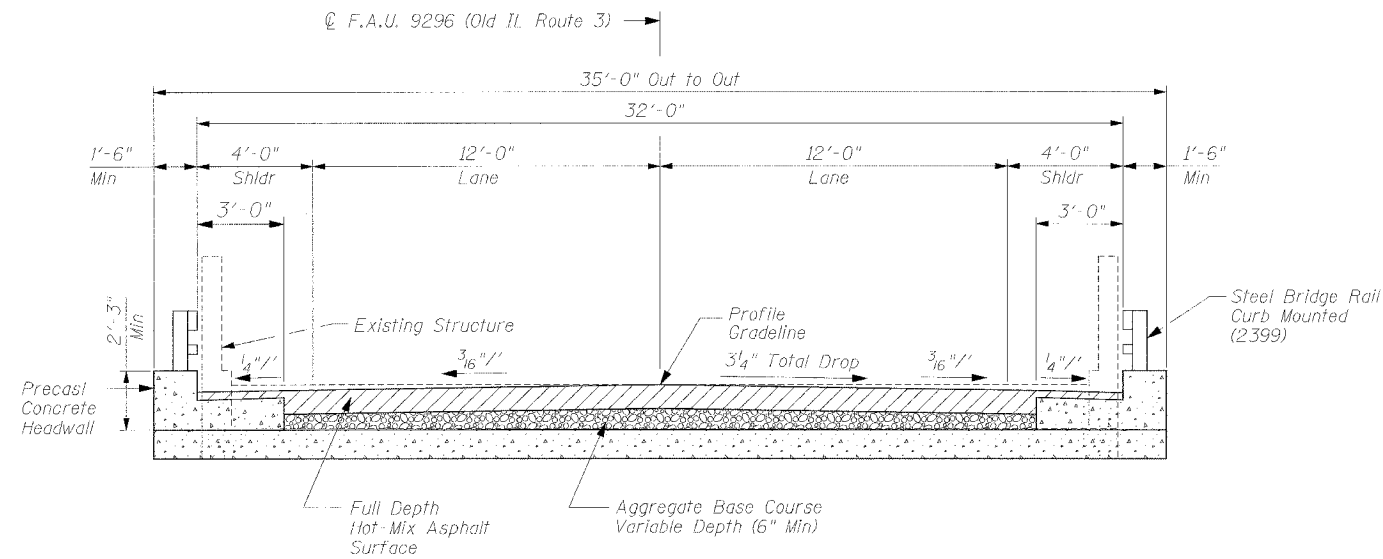


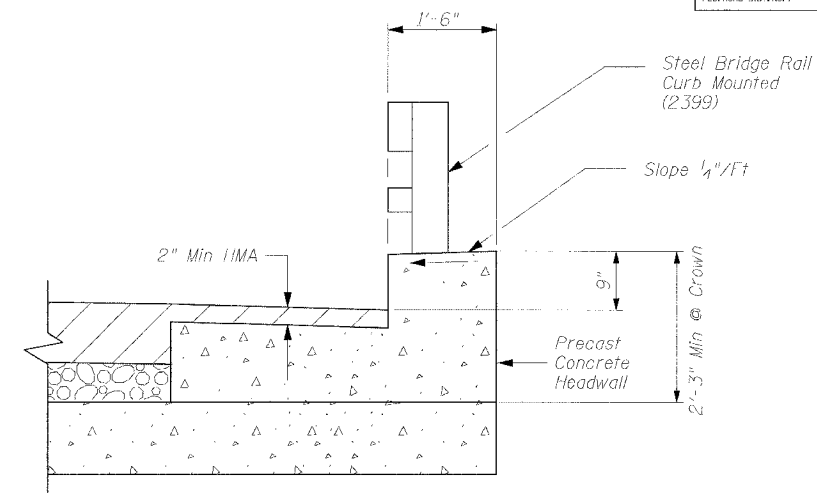
STATE OF ILLINOIS  
DEPARTMENT OF TRANSPORTATION

ROUTE NO.	SECTION	COUNTY	TOTAL SHEETS	SHEET NO.	SHEET NO. 3 4 SHEETS
F.A.U. 9296	65BR	MONROE	22	11	
FED. ROAD DIST. NO. 7	ALIGNS	FED. AID PROJECT-			

CONTRACT NO. 76387



**TYPICAL SECTION**  
(Dimensions at right angle to centerline roadway)

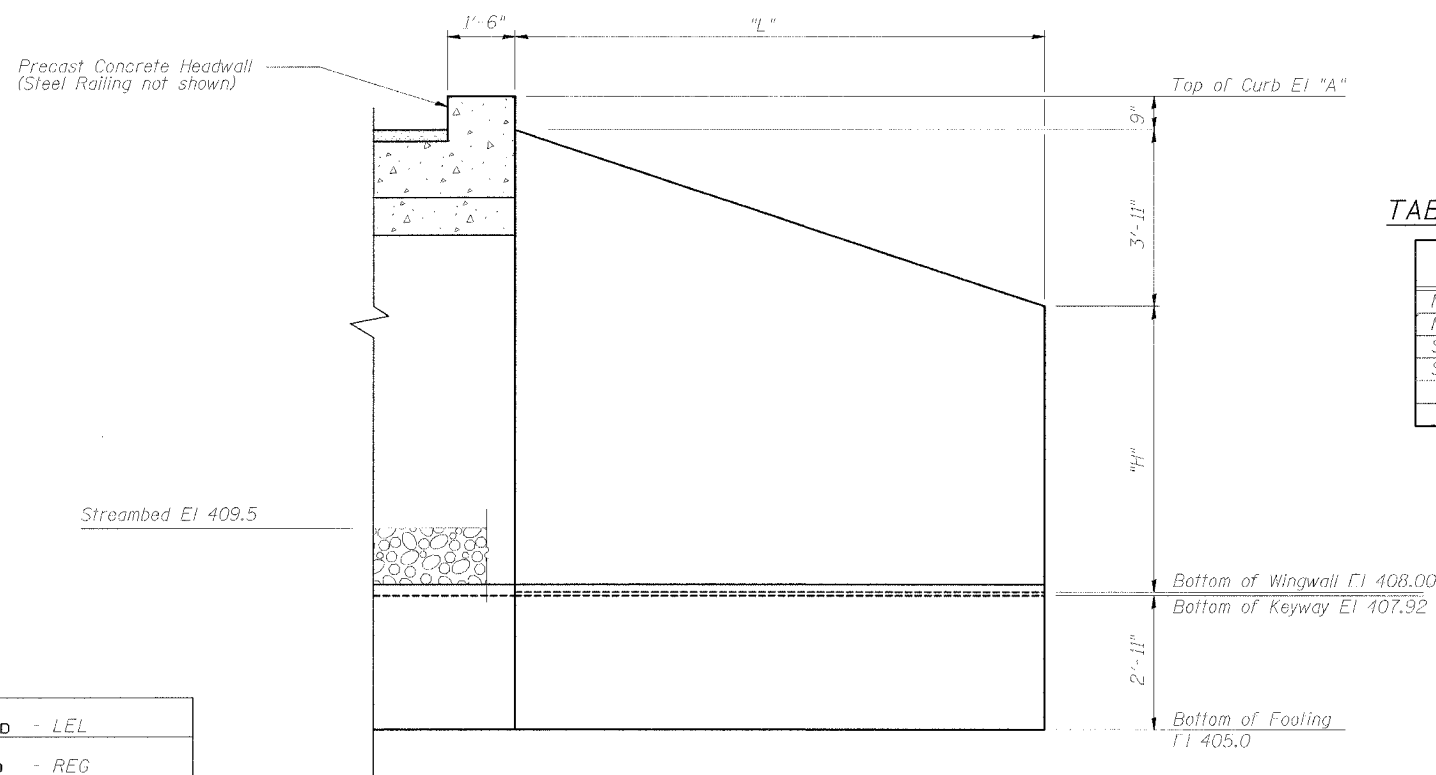


**HEADWALL DETAIL**

**BILL OF MATERIAL**

Bar	No.	Size	Length	Shape
Precast Concrete Substructure		L Sum	1	

Precast wingwalls, headwalls, deadmen and connections shall be included in the cost of Precast Concrete Substructure.



**ELEVATION-WINGWALL**  
NE & SW Shown  
NW & SE Opposite Hand

**TABLE A - WINGWALL DIMENSIONS**

Wingwall Location	EI "A"	"L"	"H"
Northwest	418.99	6'-8"	6'-4"
Northeast	418.99	4'-3"	6'-4"
Southwest	418.92	11'-9"	6'-3"
Southeast	418.92	4'-9"	6'-3"

**NOTES**

- All lateral loads applied to the wingwalls shall be resisted by deadmen provided by the Supplier of the three sided structure.
- Wingwall dimensions may be adjusted to facilitate the connection to the three sided structure. Dimensions and connection details shall be shown on the shop drawings.

DESIGNED	- LEL
CHECKED	- REG
DRAWN	- LEL
CHECKED	-

**CROSS SECTION AND WINGWALL ELEVATION DETAILS  
OLD IL ROUTE 3  
OVER  
HILL LAKE CREEK  
F.A.U. ROUTE 9296  
SECTION 65BR  
MONROE COUNTY  
STATION 26+34  
STRUCTURE NO. 067-0041**

**BA BENTON & ASSOCIATES, INC.**  
Consulting Engineers / Land Surveyors  
1970 West Lafayette Ave. Jacksonville, IL 62650  
Phone: 217-245-4146 Fax: 217-245-4149  
IL Design Firm Registration No. 184-000852