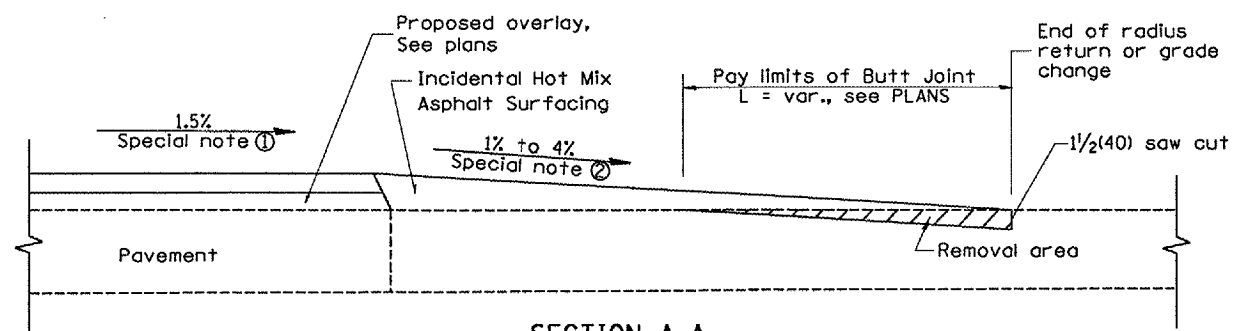
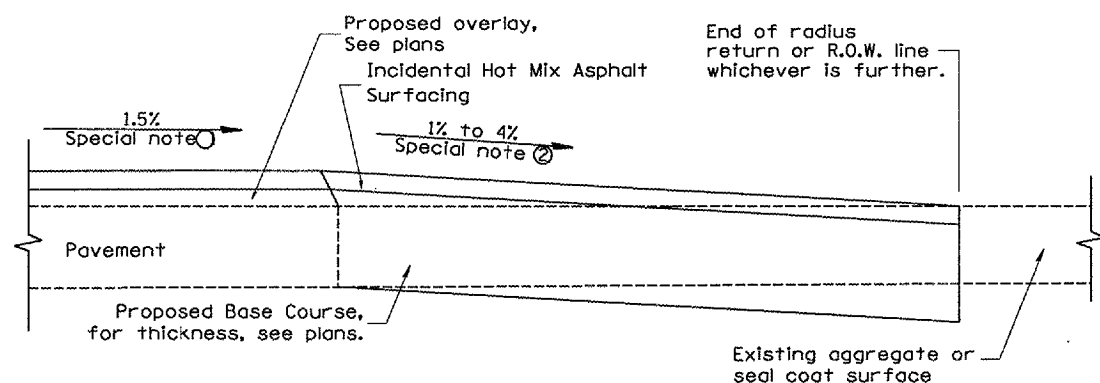


F.A.P. RTE.	SECTION	COUNTY	TOTAL SHEETS	SHEET NO.
315		FULTON	324	117
STA.		TO STA.		
FED. ROAD DIST. NO.		ILLINOIS FED. AID PROJECT		

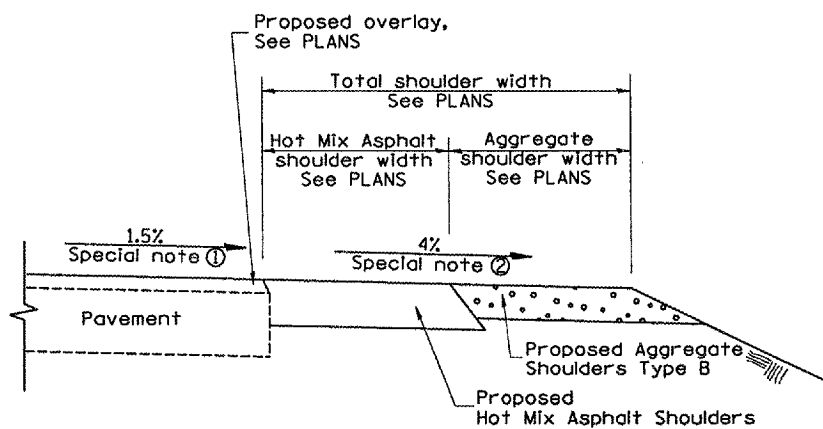
*109W-1,RS-2;110W,RS-1



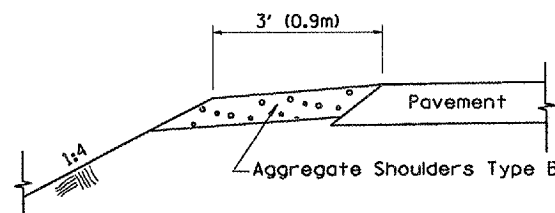
SECTION A-A
EXISTING PCC OR HOT MIX ASPHALT SIDEROAD



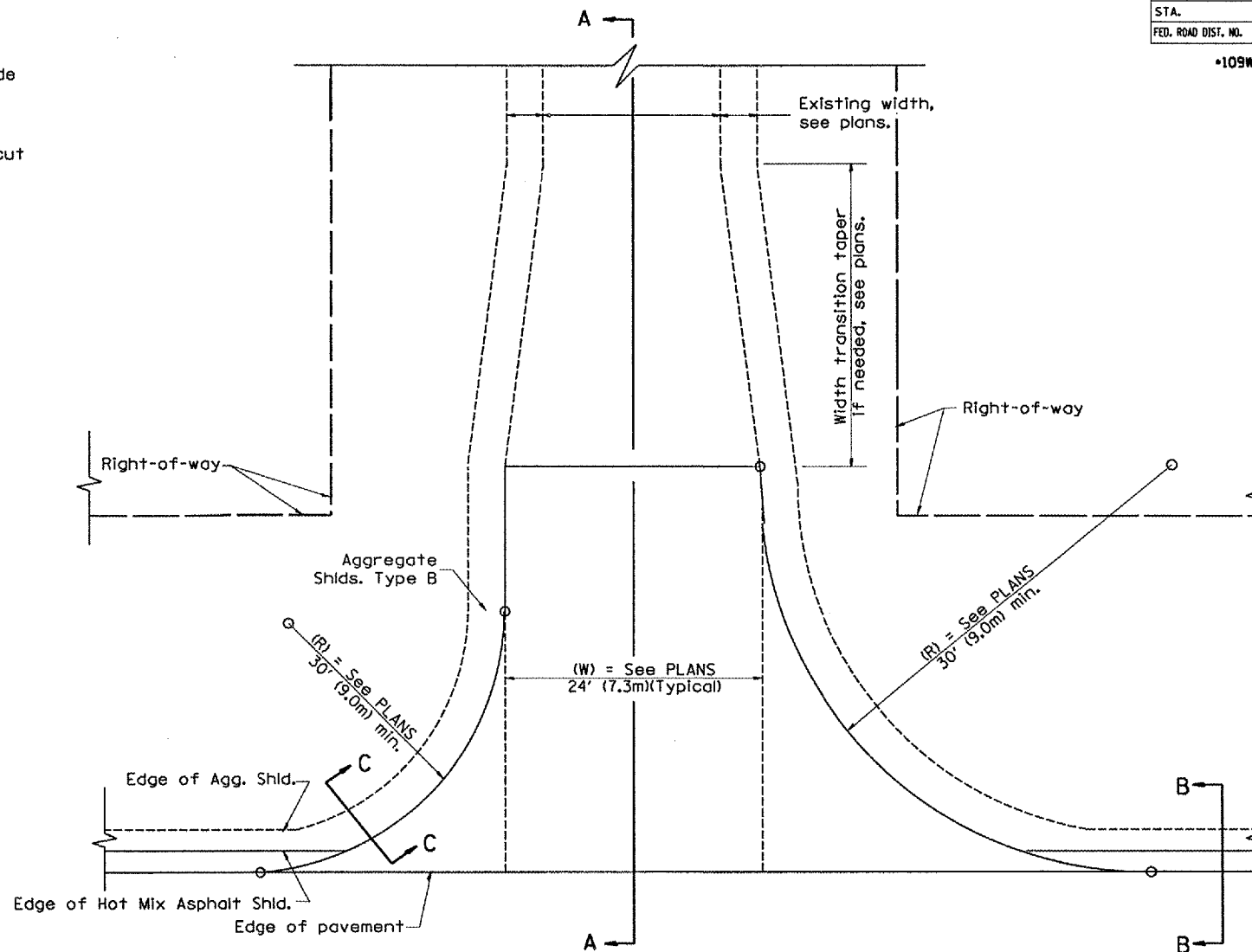
SECTION A-A
EXISTING AGGREGATE OR SEAL COAT SIDEROAD



SECTION B-B
MAINLINE SHOULDER TREATMENT



SECTION C-C
SIDEROAD SHOULDER TREATMENT



PLAN

SPECIAL NOTES

- ① The mainline pavement cross-slope is 1.5% for tangent alignment. See Plans for cross-slope on super-elevated horizontal curves.
- ② The sideroad profile should drain away from the mainline at 1% to 4% for 50' (15.0m) to 100' (30.0m), or as a minimum to the end of the radius return. When the sideroad is on the high side of a mainline super-elevated curve, - 2% maximum should be provided in order to minimize breakover at the pavement edge. See plans for sideroad profiles.

All dimensions are in inches (millimeters) unless otherwise noted.

ILLINOIS DEPARTMENT OF TRANSPORTATION
DISTRICT CADD STANDARD

RURAL SIDEROADS FOR "3R" PROJECTS

CADD STD NO. 406401-D4

SCALE: NOT DRAWN TO SCALE
DRAWN BY CADD
CHECKED BY: T. PICKERING

DATE	REVISIONS	BY
1-1-97	RENUM. C-105.02, NEW REVISION BOX	T.P.
7-1-97	REVISE DESIGNER NOTES	J.A.
9-15-05	REVISED DESIGNER NOTE	M.M.A.
10-16-06	REVISED TO 2007 SPEC.	M.A.

c:\projects\us136sum\us136culvert.ts.dgn