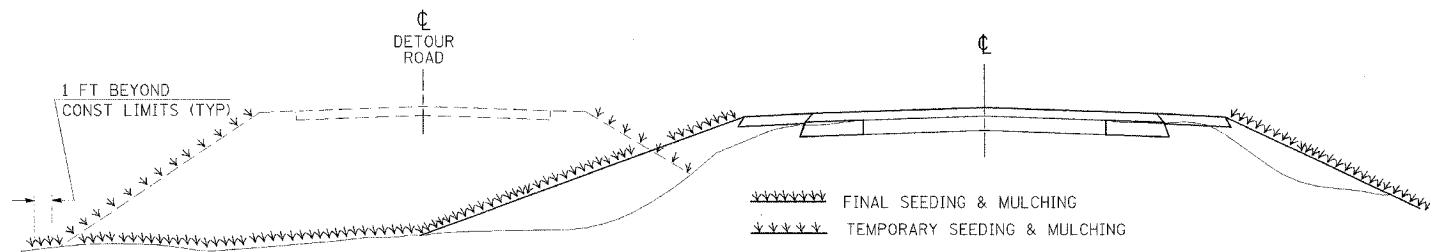


SEEDING & MULCHING (WITH DETOUR ROAD)



GENERAL NOTES

- THE DETOUR SLOPES SHALL BE SEEDDED IMMEDIATELY UPON COMPLETION OF THE STAGE I GRADING.
- IN GENERAL, ALL EARTH SURFACES DISTURBED DURING CONSTRUCTION OPERATIONS SHALL BE SEEDDED UPON COMPLETION OF ALL GRADING OPERATIONS.
- FERTILIZER NUTRIENTS SHALL BE APPLIED TO ALL SEEDDED AREAS. LIMESTONE SHALL BE APPLIED TO ALL AREAS OF FINAL SEEDING.
- THE RATES OF APPLICATION OF SEED, FERTILIZER, MULCH AND LIMESTONE, THE METHOD OF MULCHING AND THE SEED MIXTURES SHALL BE AS SPECIFIED IN THE SPECIAL PROVISIONS.
- SECTIONS 250 AND 251 OF THE STANDARD SPECIFICATIONS SHALL GOVERN THIS WORK EXCEPT AS SPECIFIED HEREIN OR AS NOTED IN THE SPECIAL PROVISIONS.

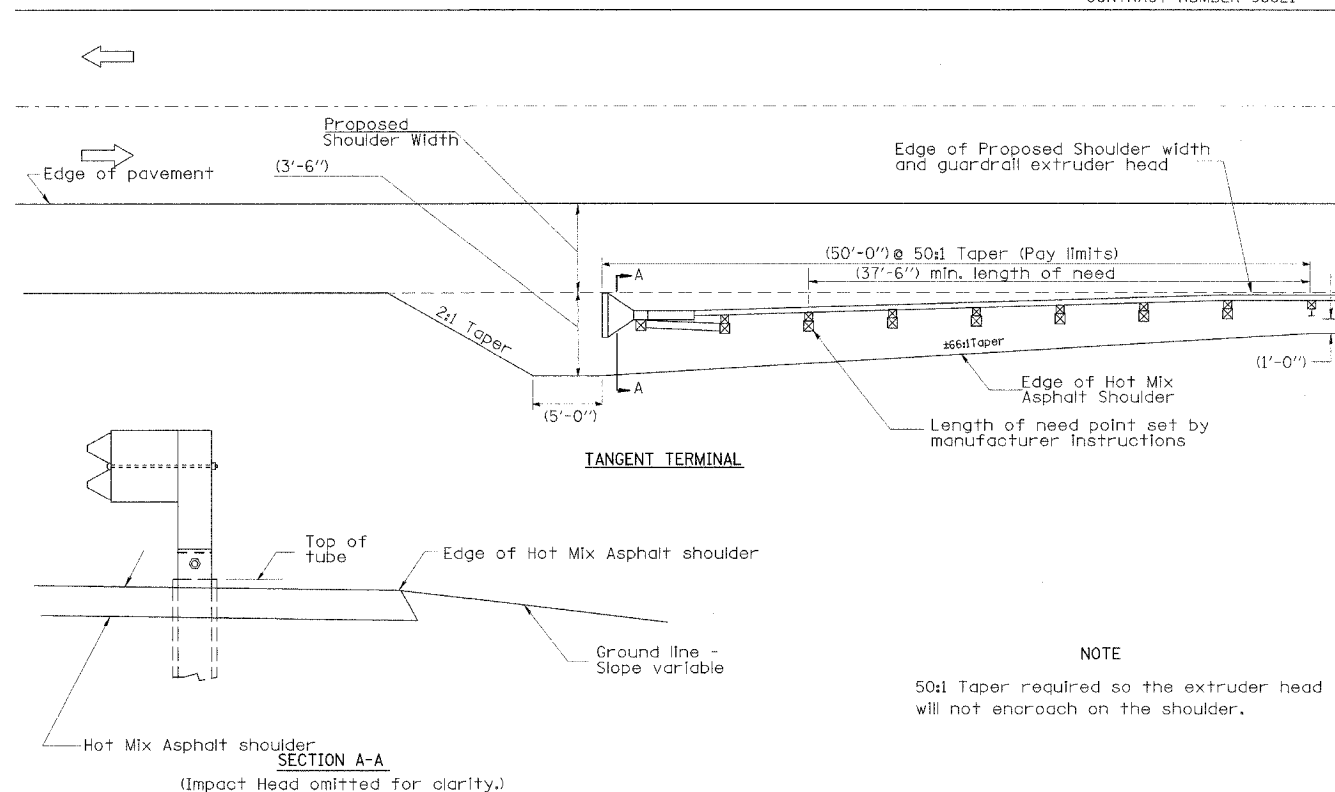
REVISIONS	
REDRAWN	2-15-89
REVISED	8-15-94
REVISED	
REVISED	

STD. 9-13

DETAIL - BITUMINOUS SHOULDER AT GUARDRAIL TERMINAL

F.A.E. RTE.	SECTION	COUNTY	TOTAL SHEETS	SHEET NO.
869	(101VB)B-1	FRANKLIN	--	17

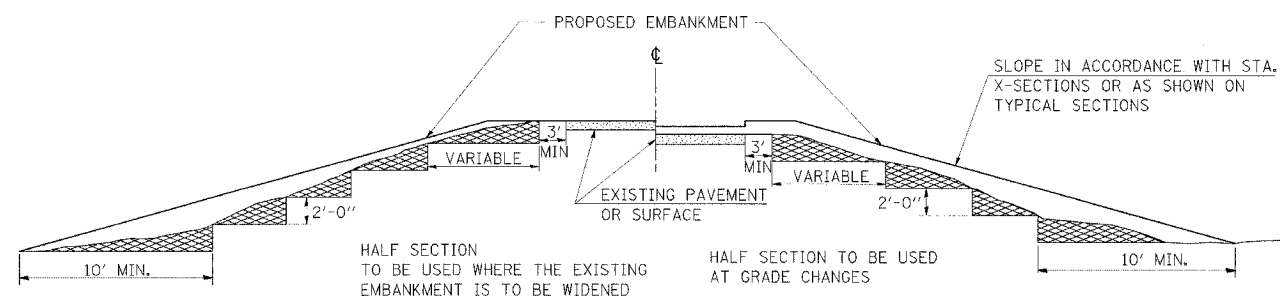
FED ROAD DIST NO.	ILLINOIS FED AID PROJECT
	CONTRACT NUMBER 98821



NOTE

50:1 Taper required so the extruder head will not encroach on the shoulder.

TYPICAL CROSS SECTION SHOWING STEP CONSTRUCTION ON EXISTING FILL

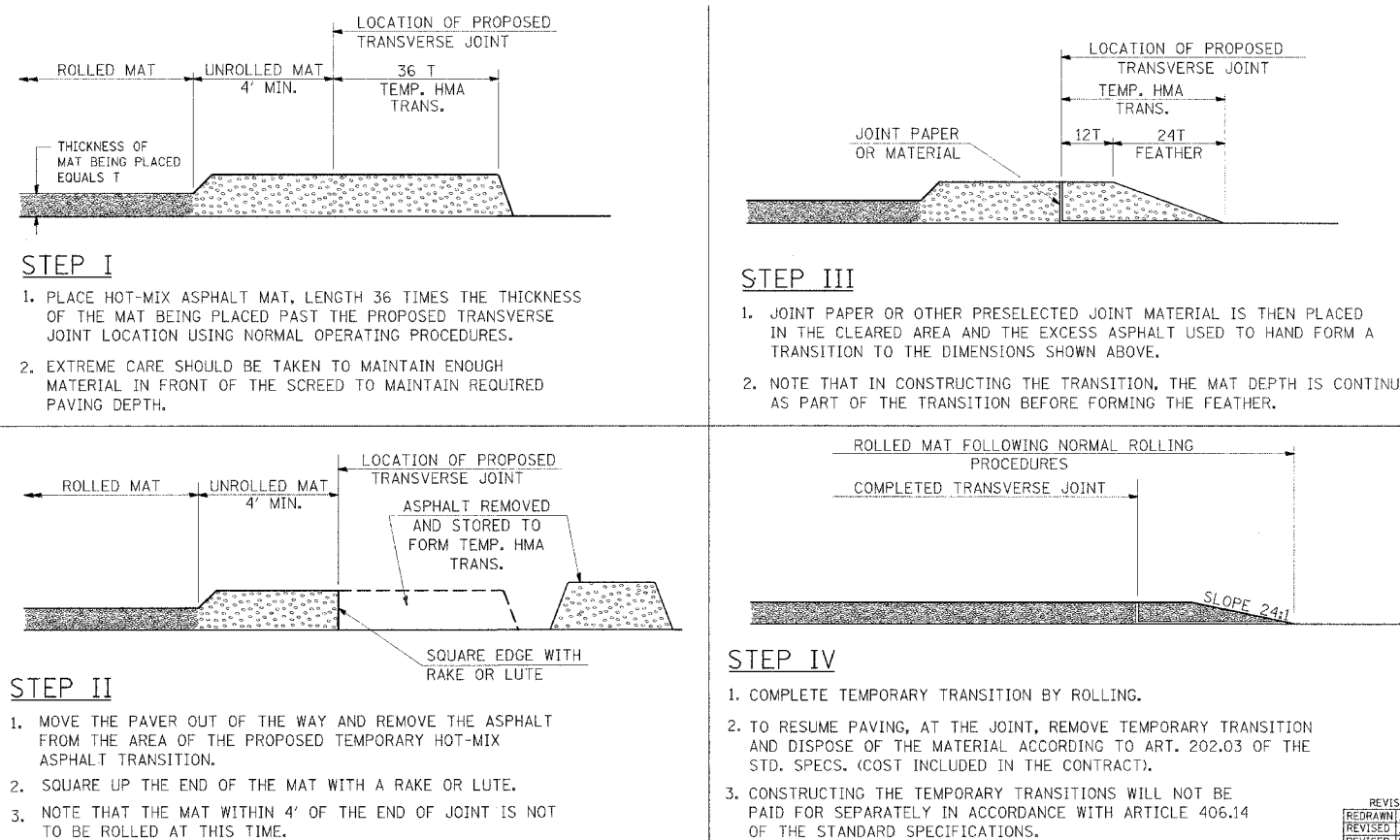


MATERIAL TO BE REMOVED AND REPLACED IN THE EMBANKMENT IN ACCORDANCE WITH ART. 205.04 OF THE STANDARD SPECIFICATION. COST TO BE INCLUDED IN THE VARIOUS ITEMS OF EXCAVATION AND NO ADDITIONAL COMPENSATION WILL BE ALLOWED BECAUSE OF THIS WORK.

REVISIONS	
REDRAWN	2-15-89
REVISED	8-15-94
CHECKED	6-3-99
REVISED	

STD. 9-16

TEMPORARY HOT-MIX ASPHALT TRANSITIONS



STEP I

- PLACE HOT-MIX ASPHALT MAT, LENGTH 36 TIMES THE THICKNESS OF THE MAT BEING PLACED PAST THE PROPOSED TRANSVERSE JOINT LOCATION USING NORMAL OPERATING PROCEDURES.
- EXTREME CARE SHOULD BE TAKEN TO MAINTAIN ENOUGH MATERIAL IN FRONT OF THE SCREED TO MAINTAIN REQUIRED PAVING DEPTH.

STEP II

- MOVE THE PAVER OUT OF THE WAY AND REMOVE THE ASPHALT FROM THE AREA OF THE PROPOSED TEMPORARY HOT-MIX ASPHALT TRANSITION.
- SQUARE UP THE END OF THE MAT WITH A RAKE OR LUTE.
- NOTE THAT THE MAT WITHIN 4' OF THE END OF JOINT IS NOT TO BE ROLLED AT THIS TIME.

STEP III

- JOINT PAPER OR OTHER PRESELECTED JOINT MATERIAL IS THEN PLACED IN THE CLEARED AREA AND THE EXCESS ASPHALT USED TO HAND FORM A TRANSITION TO THE DIMENSIONS SHOWN ABOVE.
- NOTE THAT IN CONSTRUCTING THE TRANSITION, THE MAT DEPTH IS CONTINUED AS PART OF THE TRANSITION BEFORE FORMING THE FEATHER.

STEP IV

- COMPLETE TEMPORARY TRANSITION BY ROLLING.
- TO RESUME PAVING, AT THE JOINT, REMOVE TEMPORARY TRANSITION AND DISPOSE OF THE MATERIAL ACCORDING TO ART. 202.03 OF THE STD. SPECS. (COST INCLUDED IN THE CONTRACT).
- CONSTRUCTING THE TEMPORARY TRANSITIONS WILL NOT BE PAID FOR SEPARATELY IN ACCORDANCE WITH ARTICLE 406.14 OF THE STANDARD SPECIFICATIONS.

REVISIONS	
REDRAWN	2-15-89
REVISED	8-15-94
REVISED	01-03-01

STD. 9-26

**DETAILS: SEEDING AND MULCHING; STEP CONSTRUCTION ON EXISTING FILL;
BITUMINOUS SHOULDER AT GUARDRAIL TERMINAL; TEMPORARY HMA TRANSITIONS**