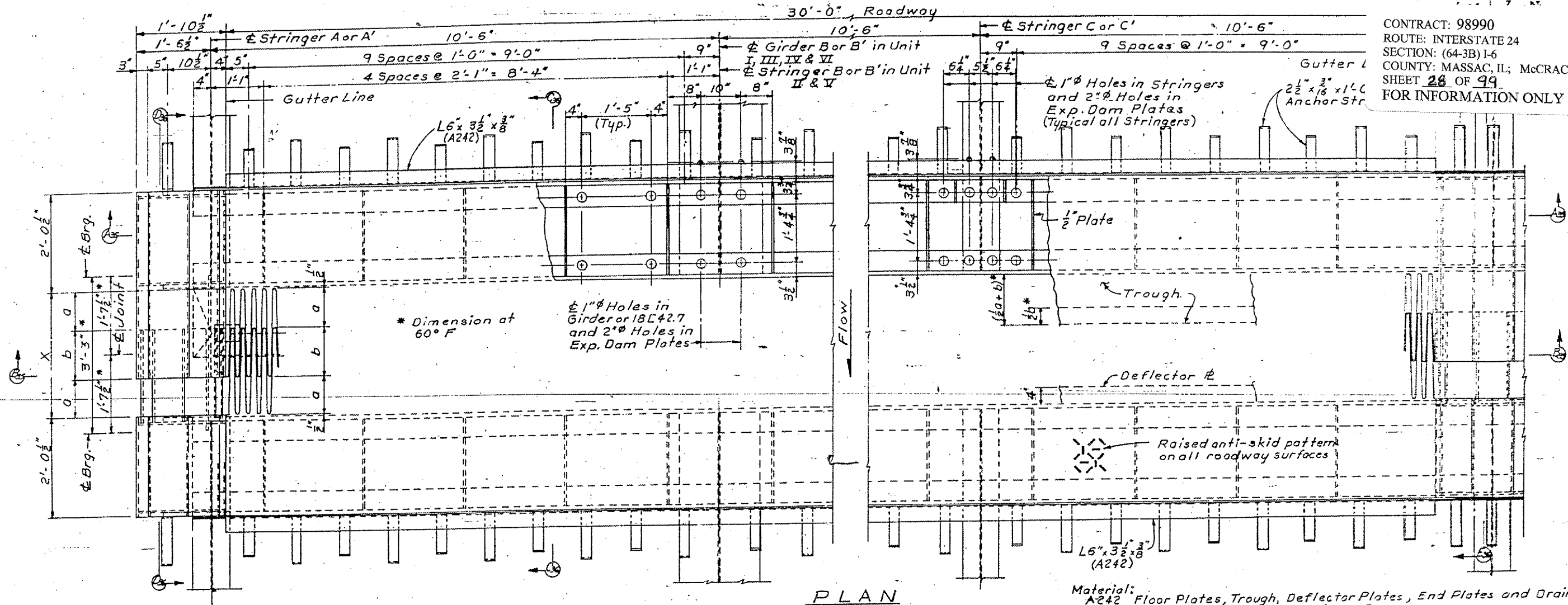


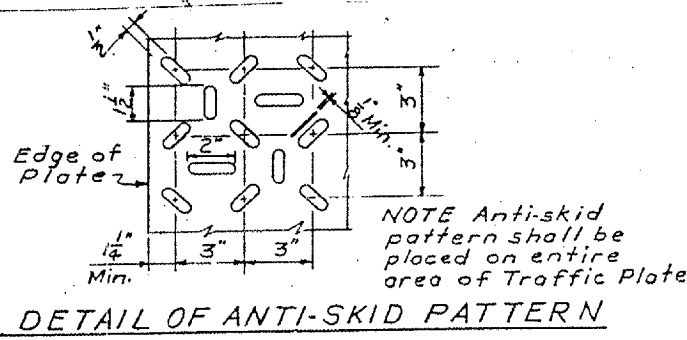
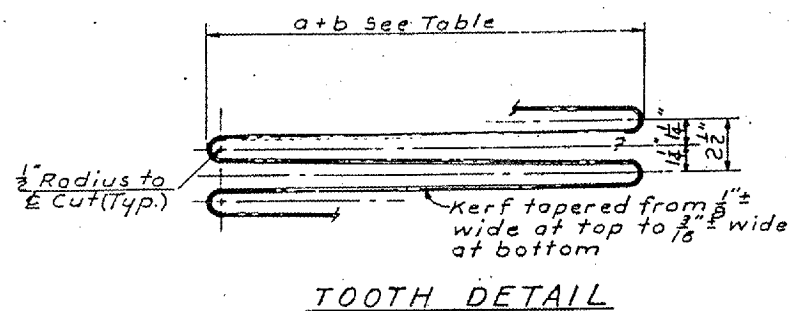
CONTRACT: 98990
 ROUTE: INTERSTATE 24
 SECTION: (64-3B) I-6
 COUNTY: MASSAC, IL; McCRACKEN, KY
 SHEET 28 OF 99
 FOR INFORMATION ONLY



PLAN

LOCATION	DIMENSION AT TEMPERATURE (F)																							
	-20°			0°			20°			40°			60°			80°			100°			120°		
	a	b	x	a	b	x	a	b	x	a	b	x	a	b	x	a	b	x	a	b	x	a	b	x
PIER No. 3	1'-2 5/8"	2 7/8"	2'-7 1/8"	1'-0 13/16"	3 5/8"	2'-5 3/8"	11 3/8"	5 3/8"	2'-4 3/8"	9 5/8"	6 1/8"	2'-2 1/8"	8 1/2"	8 1/4"	2'-1 1/4"	7 1/8"	9 1/8"	1'-11 1/8"	5 9/8"	11 3/8"	1'-10 5/8"	4 3/8"	1'-0 5/8"	1'-8 7/8"
PIER No. 4	7 3/8"	2 7/8"	1'-5 3/8"	6 13/16"	3 3/8"	1'-4 13/16"	6 3/8"	3 3/8"	1'-4 3/8"	5 7/8"	4 7/8"	1'-3 7/8"	4 3/4"	5 1/4"	1'-2 3/4"	4 7/8"	5 5/8"	1'-2 1/8"	3 5/8"	6 1/8"	1'-1 5/8"	2 3/8"	7 3/8"	1'-0 3/8"
PIER No. 8	1'-6 3/8"	2 5/8"	3'-4 3/8"	1'-4 1/2"	5"	3'-2"	1'-2 1/4"	7 1/4"	2'-11 3/4"	11 3/8"	9 5/8"	2'-9 5/8"	9 1/2"	12"	2'-7"	7 3/8"	1'-2 3/8"	2'-4 3/8"	4 13/16"	1'-4 1/8"	2'-2 1/8"	2 7/8"	1'-7 1/8"	1'-11 1/8"
PIER No. 12	1'-5 3/8"	2 5/8"	3'-1 3/8"	1'-3 1/8"	4 1/8"	2'-11 1/8"	1'-1 1/8"	6 5/8"	2'-9 1/8"	11 3/8"	8 3/8"	2'-7 3/8"	10"	10"	2'-6"	8 3/8"	11 3/8"	2'-4 3/8"	6 5/8"	1'-1 1/8"	2'-2 5/8"	4 7/8"	1'-3 7/8"	2'-0 7/8"
PIER No. 13	9"	2 1/2"	1'-8 1/2"	8 1/8"	3 1/8"	1'-7 3/8"	7 3/8"	4 3/8"	1'-6 3/8"	6 3/8"	5 1/8"	1'-5 1/8"	5 1/4"	6 1/4"	1'-4 1/4"	4 5/8"	7 1/8"	1'-3 1/8"	3 3/8"	8 3/8"	1'-2 3/8"	2 7/8"	9 1/8"	1'-1 1/8"

Material:
 A242 Floor Plates, Trough, Deflector Plates, End Plates and Drain Pipe.
 See General Notes, Sheet No. 2
 A36 Shims, Stiffening Plates, Parapet, Curb and Median Plates, and other material.
 A325 All bolts shall be 7/8" Diameter high strength bolts unless noted.
 See Standard Specifications Article 408.3.1 H-2 regarding gas cutting of tooled plates. All dimensions for cuts are to centerline of cut. The tooled plates shall be match-marked to maintain the same relative position after cutting.
 Drain Pipe, pipe supports, connections and fittings are to be included in the unit price bid for Drain Pipe.
 Field welding of armored edge support angles shall be performed only after armored edge is completely erected and adjusted for crown and grade.
 Expansion Dams are to be assembled in the shop in their relative erected positions and inspected for fit.
 Painting: Surface in contact with Concrete shall not be painted or oiled. All inaccessible surfaces of the expansion joints and drainage troughs shall be completely field painted before erection.
 Payment: The cost of Expansion Dams shall be included in the lump sum bid for structural steel. Such payment shall be complete compensation for all materials, equipment, tools, labor and incidentals to complete the work.



EXPANSION DAMS AT PIERS
 STRUCTURAL STEEL

KENTUCKY DEPARTMENT OF HIGHWAYS
 ILLINOIS DEPARTMENT OF PUBLIC WORKS
 AND BUILDINGS

PROJECTS I 24-1(6) 38, I 24-9(10) I 24-1(6) 11

BRIDGE OVER OHIO RIVER ON I 24
 BETWEEN MACCRACKEN COUNTY, KENTUCKY
 AND MASSAC COUNTY, ILLINOIS

HAZLET & BECAL
 Consulting Engineers
 P.O. No. 888

PROJECT NUMBER
 17471

DRAWING NO.
 17471

SHEET 34 OF 99