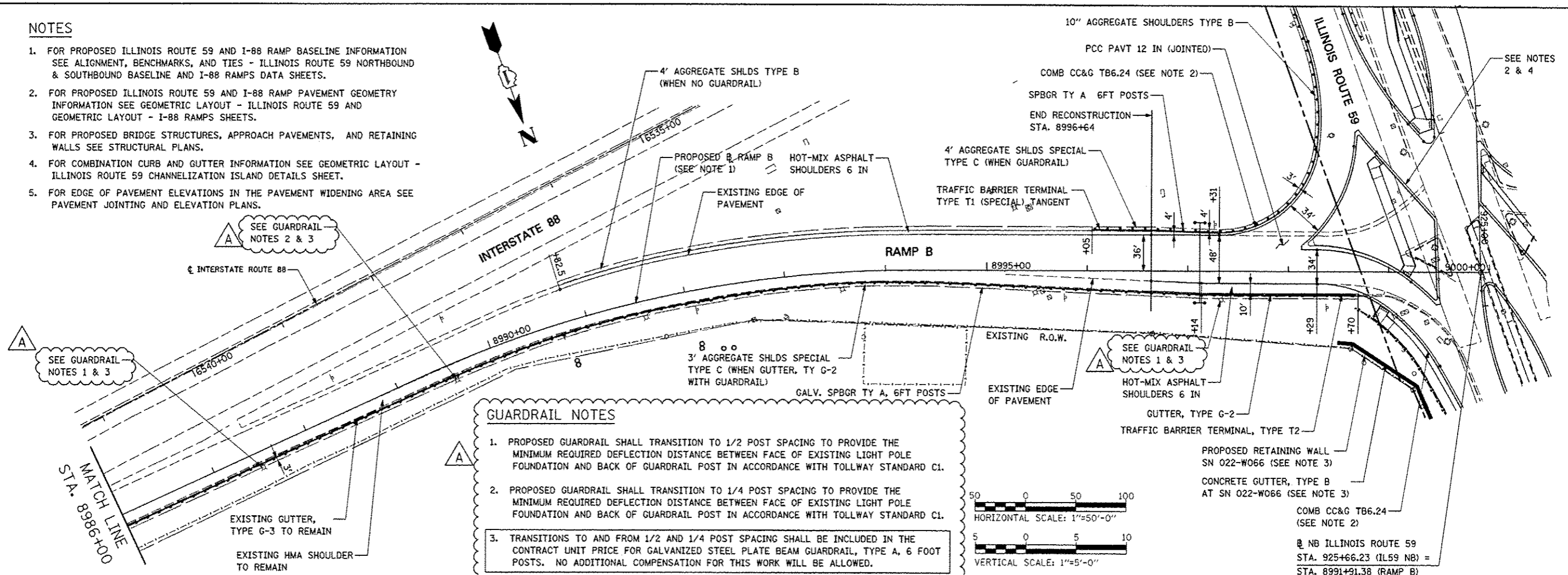


NOTES

- FOR PROPOSED ILLINOIS ROUTE 59 AND I-88 RAMP BASELINE INFORMATION SEE ALIGNMENT, BENCHMARKS, AND TIES - ILLINOIS ROUTE 59 NORTHBOUND & SOUTHBOUND BASELINE AND I-88 RAMPS DATA SHEETS.
- FOR PROPOSED ILLINOIS ROUTE 59 AND I-88 RAMP PAVEMENT GEOMETRY INFORMATION SEE GEOMETRIC LAYOUT - ILLINOIS ROUTE 59 AND GEOMETRIC LAYOUT - I-88 RAMPS SHEETS.
- FOR PROPOSED BRIDGE STRUCTURES, APPROACH PAVEMENTS, AND RETAINING WALLS SEE STRUCTURAL PLANS.
- FOR COMBINATION CURB AND GUTTER INFORMATION SEE GEOMETRIC LAYOUT - ILLINOIS ROUTE 59 CHANNELIZATION ISLAND DETAILS SHEET.
- FOR EDGE OF PAVEMENT ELEVATIONS IN THE PAVEMENT WIDENING AREA SEE PAVEMENT JOINTING AND ELEVATION PLANS.

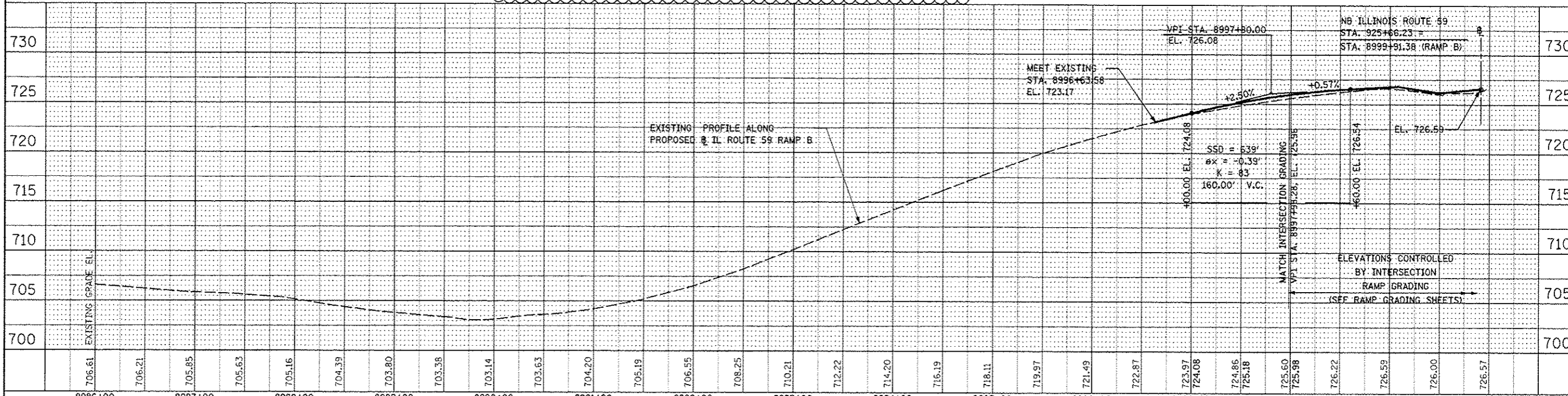
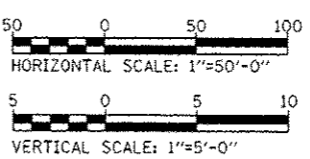
| | |
|-----------|--|
| DATE | |
| BY | |
| SAVED | |
| PLotted | |
| NOTE BOOK | |
| NO. | |
| FILE NAME | |

| | |
|-----------|--|
| DATE | |
| BY | |
| SAVED | |
| PLotted | |
| NOTE BOOK | |
| NO. | |
| FILE NAME | |



GUARDRAIL NOTES

- PROPOSED GUARDRAIL SHALL TRANSITION TO 1/2 POST SPACING TO PROVIDE THE MINIMUM REQUIRED DEFLECTION DISTANCE BETWEEN FACE OF EXISTING LIGHT POLE FOUNDATION AND BACK OF GUARDRAIL POST IN ACCORDANCE WITH TOLLWAY STANDARD C1.
- PROPOSED GUARDRAIL SHALL TRANSITION TO 1/4 POST SPACING TO PROVIDE THE MINIMUM REQUIRED DEFLECTION DISTANCE BETWEEN FACE OF EXISTING LIGHT POLE FOUNDATION AND BACK OF GUARDRAIL POST IN ACCORDANCE WITH TOLLWAY STANDARD C1.
- TRANSITIONS TO AND FROM 1/2 AND 1/4 POST SPACING SHALL BE INCLUDED IN THE CONTRACT UNIT PRICE FOR GALVANIZED STEEL PLATE BEAM GUARDRAIL, TYPE A, 6 FOOT POSTS. NO ADDITIONAL COMPENSATION FOR THIS WORK WILL BE ALLOWED.



| | | | | | | | | |
|-----------|-----------|----------|------------------------|--------------------|-------------------|---------------------------|--------------|------------------------------|
| FILE NAME | USER NAME | DESIGNED | REVISED | F.A.P. RTE. | SECTION | COUNTY | TOTAL SHEETS | SHEET NO. |
| #FILE# | #USER# | PJO | -ADDENDUM A 12/17/2012 | 338 | (112 & 113) WRS-5 | DUPAGE | 963 | 258 |
| | | DRAWN | | SCALE: AS SHOWN | | SHEET NO. 14 OF 18 SHEETS | | STA. 8986+00 TO STA. 9000+00 |
| | | CHECKED | | CONTRACT NO. 60131 | | FED. ROAD DIST. NO. | | ILLINOIS FED. AID PROJECT |
| | | DATE | | | | | | |