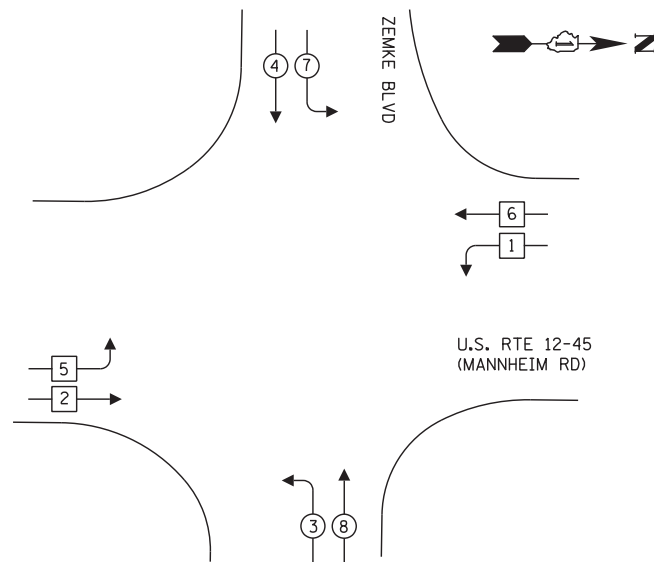
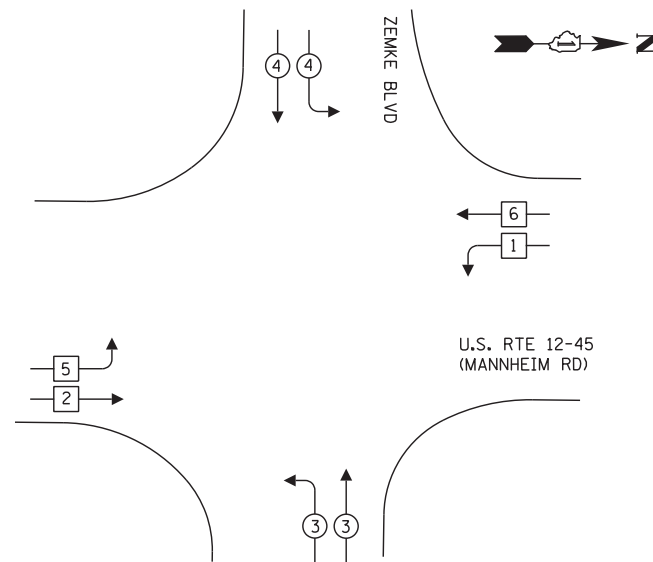


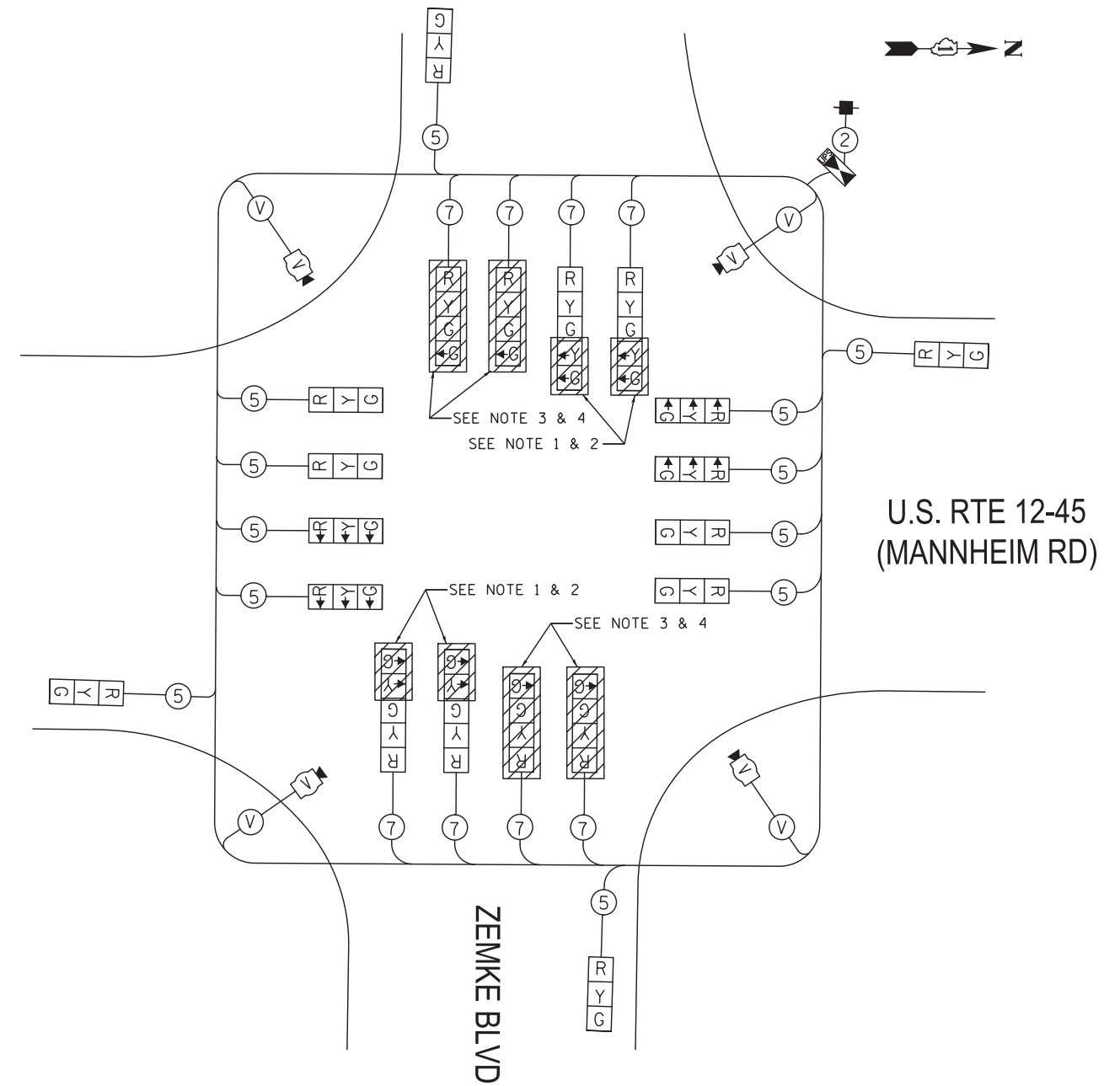
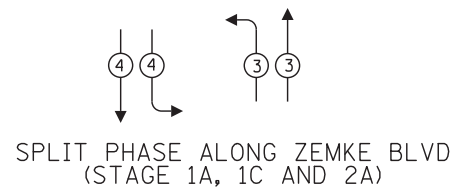
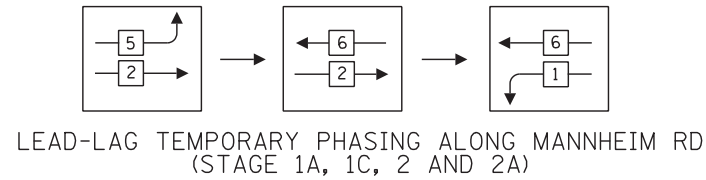
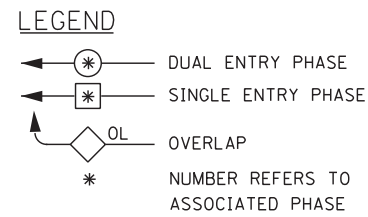
**CONTROLLER SEQUENCE**  
(STAGE 1, 1B, 2B AND 3)



**CONTROLLER SEQUENCE**  
(STAGE 1A, 1C, 2 AND 2A)



**PHASE DESIGNATION DIAGRAM**



**TEMPORARY CABLE PLAN**

STAGE 1A THRU 1C  
STAGE 2A THRU 2B  
STAGE 3

**NOTE:**

1. BAGGED AND DISCONNECT THE LEFT TURN SIGNALS DURING STAGES 1A, 1C, 2 AND 2A.
2. UNBAG AND CONNECT LEFT TURN SIGNALS FOR STAGES 1, 1B, 2B AND 3.
3. BAGGED AND DISCONNECT THE COMPLETE SIGNAL HEADS DURING STAGES 1, 1B, 2B AND 3.
4. UNBAG AND CONNECT THE COMPLETE SIGNAL HEADS DURING STAGES 1A, 1C, 2 AND 2A.

**NOTE:**

THE TRAFFIC SIGNAL CONTROLLER EQUIPMENT FOR THIS PROJECT SHALL BE "ECONOLITE" TO MATCH THE EXISTING ADJACENT SYSTEM.

I.D.O.T TRAFFIC SIGNAL INSTALLATION ELECTRICAL SERVICE REQUIREMENTS					TOTAL WATTAGE
TYPE	NO. LAMPS*	WATTAGE INCAND.	LED	%OPERATION	
SIGNAL (RED)	20		17	0.50	170.00
(YELLOW)	20		25	0.25	125.00
(GREEN)	20		15	0.25	75.00
ARROW	12		12	0.10	14.40
PED. SIGNAL	-		25	1.00	-
CONTROLLER	1		100	1.00	100.00
ILLUM. SIGN	-		25	0.05	-
VIDEO SYSTEM	1	150	-	1.00	150.00
FLASHER					
ENERGY COSTS TO: TOTAL =					634.40
ILLINOIS DEPARTMENT OF TRANSPORTATION DIVISION OF HIGHWAY/DISTRICT 1 201 WEST CENTER COURT/SCHAUMBURG, ILLINOIS 60196-1096					
ENERGY SUPPLY CONTACT: STEVE FITZGERALD					
PHONE: (708) 235-2327					
COMPANY: ComEd					



USER NAME = kkhon  
DESIGNED JA  
DRAWN RM  
PLOT SCALE = \*SCALE\*  
CHECKED HS  
PLOT DATE = 11/29/2012  
DATE 10/19/2012

REVISIED -  
REVISIED -  
REVISIED -  
REVISIED -

**STATE OF ILLINOIS  
DEPARTMENT OF TRANSPORTATION**

**TEMPORARY CABLE PLAN AND  
TEMPORARY PHASE DESIGNATION DIAGRAM  
US RTE 12-45 (MANNHEIM RD) AND ZEMKE BLVD**

SCALE: SHEET NO. OF SHEETS STA. TO STA.

F.A.P. RTE.	SECTION	COUNTY	TOTAL SHEETS	SHEET NO.
330	0105-WRS	COOK	537	245
CONTRACT NO. 60P35				
ILLINOIS FED. AID PROJECT				

**TS-12**