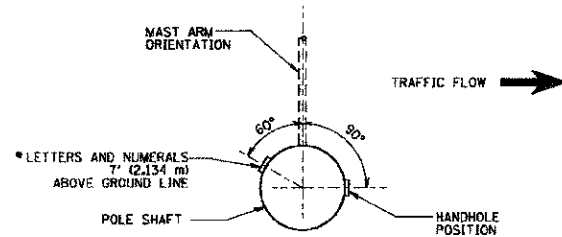
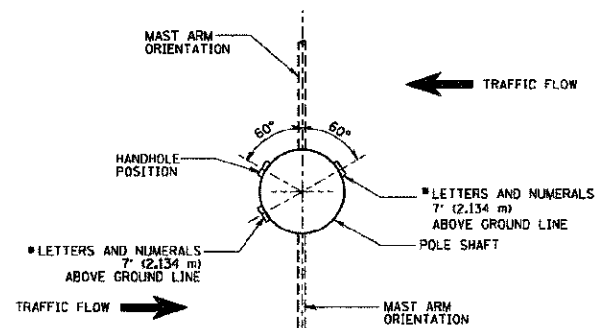


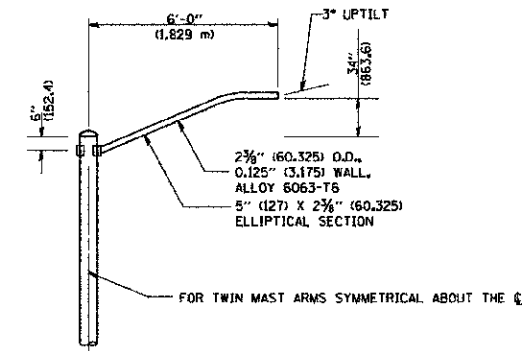
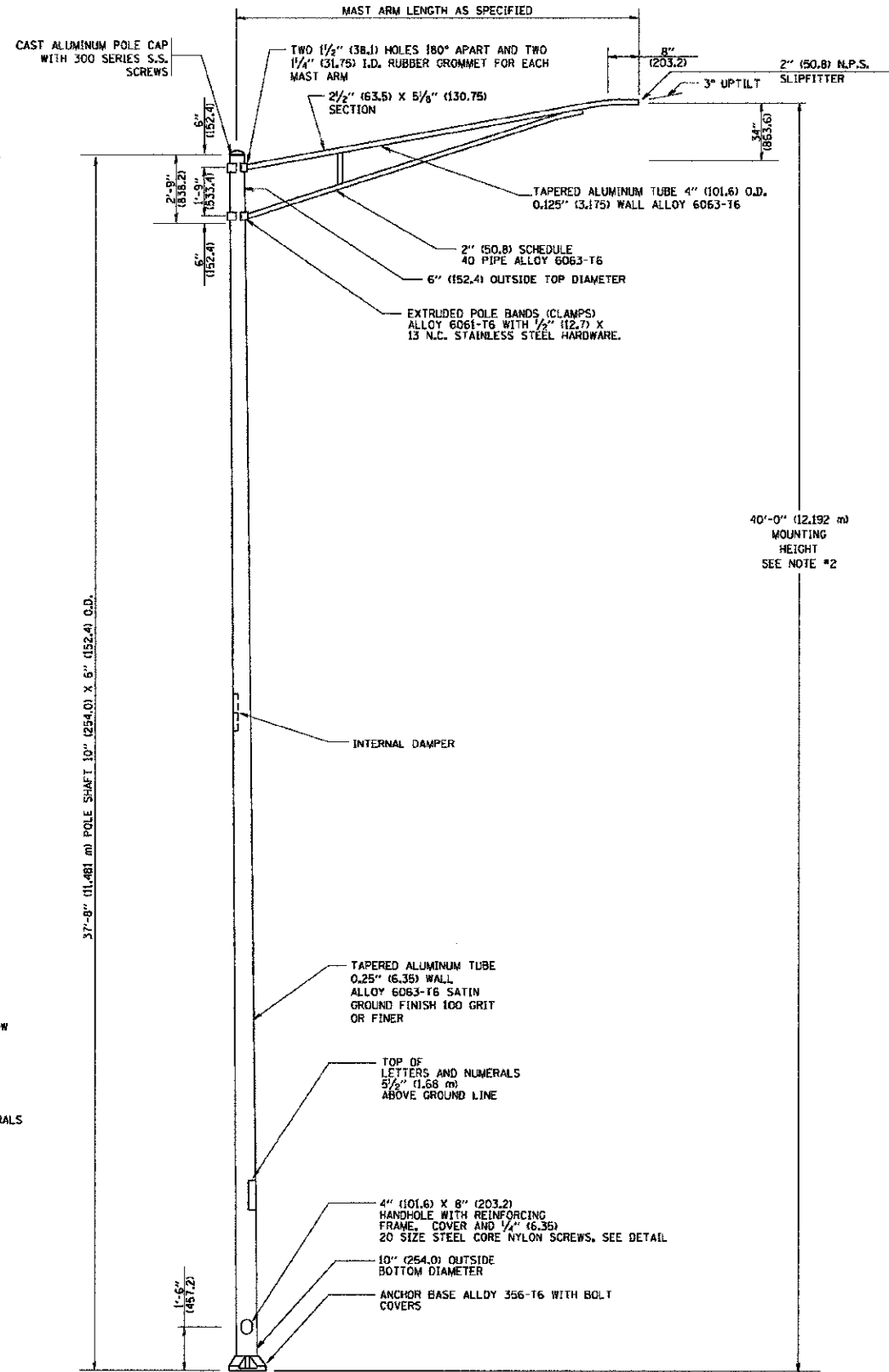
POSITION OF HANDHOLE AND POLE NUMBER FOR SINGLE MAST ARM POLES MOUNTED ON BRIDGE PARAPET OR BARRIER WALL



POSITION OF HANDHOLE AND POLE NUMBER FOR SINGLE MAST ARM POLES

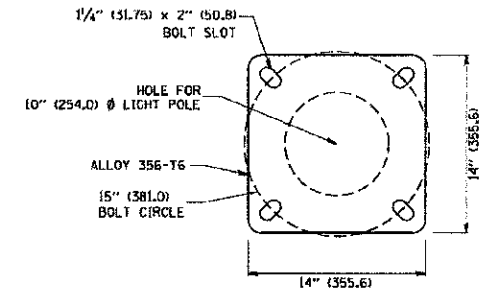


POSITION OF HANDHOLE AND POLE NUMBER FOR TWIN MAST ARM POLES

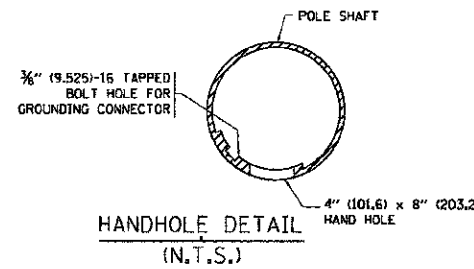


6' (1.8 m) SINGLE MEMBER MAST ARM (N.T.S.)

- NOTES:
1. ALL DIMENSIONS ARE IN INCHES (MILLIMETERS) UNLESS OTHERWISE SHOWN.
 2. MOUNTING HEIGHT IS DEFINED AS THE DISTANCE FROM THE CENTERLINE OF THE TENDON TO THE BOTTOM OF THE ANCHOR BASE.
 3. THE LIGHT POLE WILL MEET AASHTO DESIGN CRITERIA AS SPECIFIED.
 4. THE INSTALLING CONTRACTOR WILL PROVIDE A UL LISTED GROUNDING CONNECTOR, BURNDY K2C23, T&B SP4DL OR APPROVED EQUAL.
 5. LIGHT POLES WILL NOT BE INSTALLED WITHOUT MAST ARMS AND LUMINAIRES.
 6. LIGHT POLES WILL BE SET PLUMB ON THE FOUNDATION WITHOUT THE USE OF LEVELING NUTS, WASHERS OR SHIMS.
 7. LIGHTING UNIT IDENTIFICATION NUMBERS SHALL BE INSTALLED BEFORE THE LIGHTING UNIT IS ENERGIZED.



LIGHT POLE BASE PLATE DETAIL
15 INCH (381.0) BOLT CIRCLE



HANDHOLE DETAIL (N.T.S.)

FILE NAME = W:\distatd\22x31\be481.dgn	USER NAME = gog\lanobt	DESIGNED -	REVISED - R. TOMSONS 09-06-00	STATE OF ILLINOIS DEPARTMENT OF TRANSPORTATION	ALUMINUM LIGHT POLE 40'-0" (12.192 m) MOUNTING HEIGHT		F.A.I. RTE. 3545	SECTION 09-00170-00-CH	COUNTY DUPAGE	TOTAL SHEETS 108	SHEET NO. 65
PLOT SCALE = 5/8" = 1' IN.		DRAWN -	REVISED - R. TOMSONS 09-02-03		SCALE: NONE	SHEET NO. 1 OF 1 SHEETS	STA. TO STA.	BE-401		CONTRACT NO. 63742	
PLOT DATE = 1/4/2008		CHECKED -	REVISED -				FED. ROAD DIST. NO. 1 (ILLINOIS) FED. AID PROJECT				
		DATE -	REVISED -								