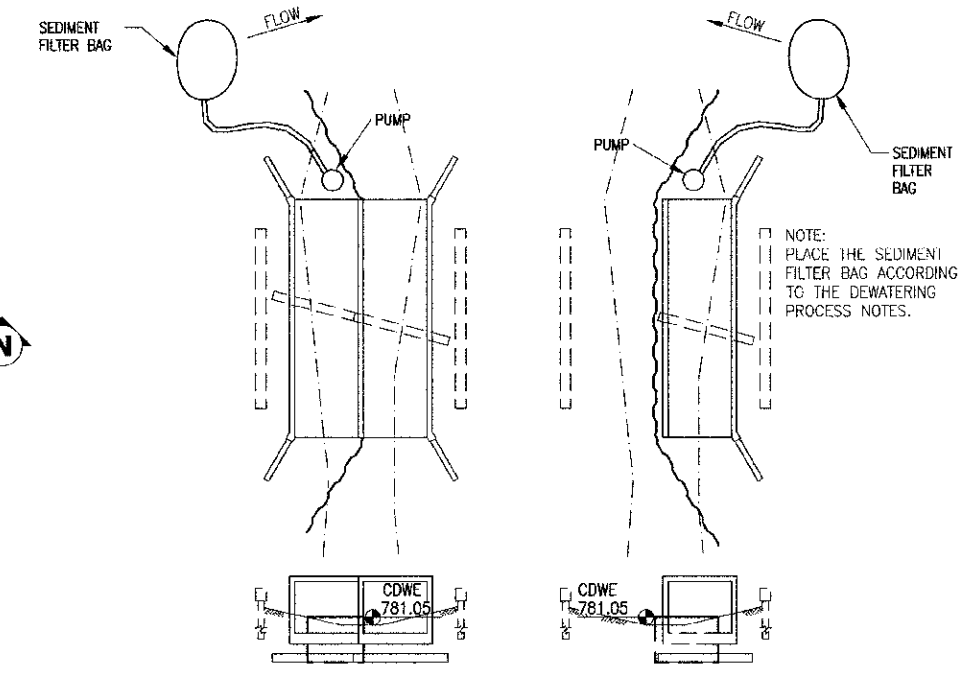
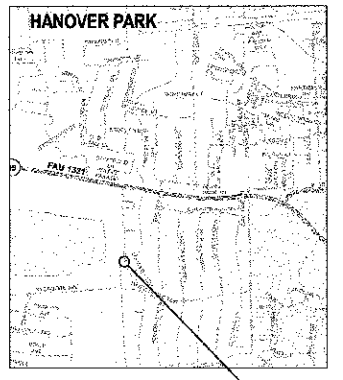
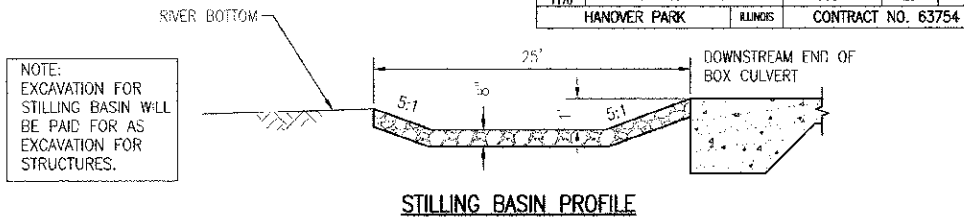
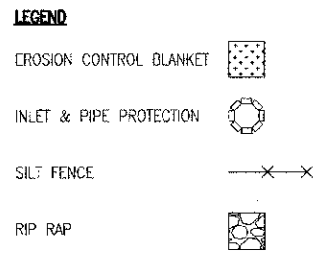
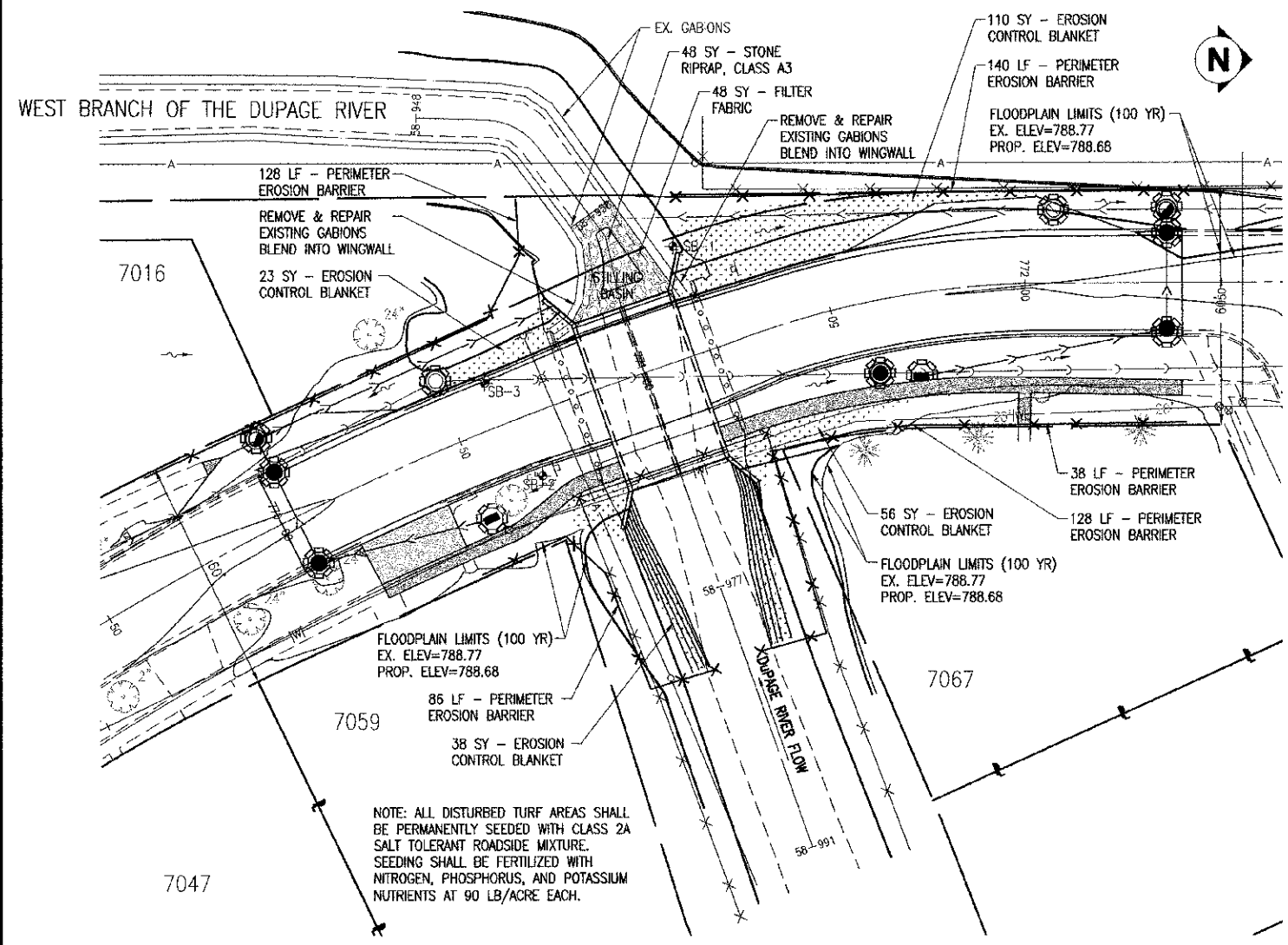
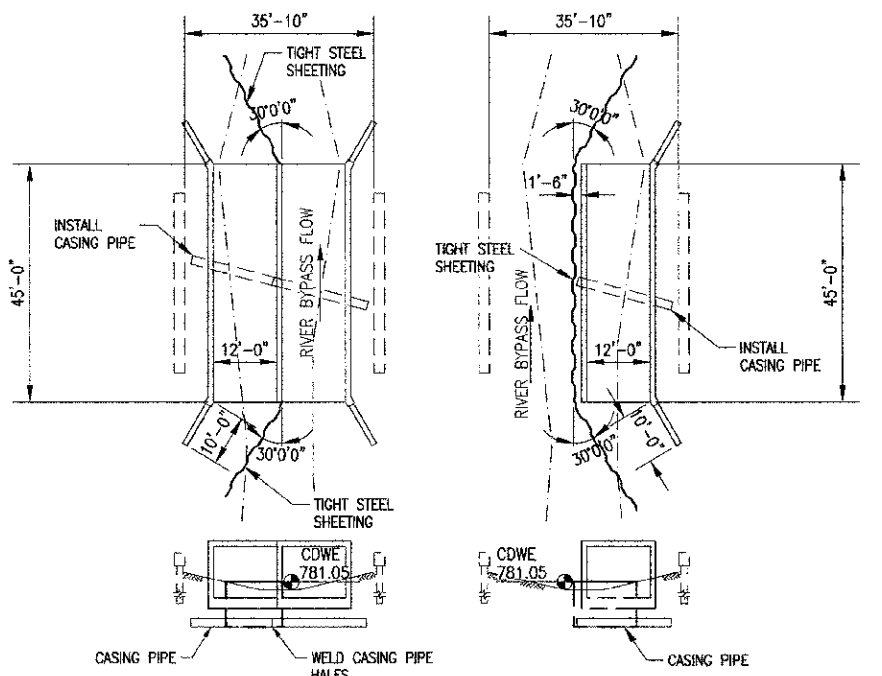


F.A.U. RITE	SECTION	COUNTY	TOTAL SHEETS	SHEET NO.
MAINT	10-00069-00-BR	COOK	20	9
1710	HANOVER PARK	ILLINOIS	CONTRACT NO. 63754	



(COFFERDAM DESIGN WATER ELEVATION = CDWE)  
**DEWATERING DETAIL**  
SCALE: NONE



(COFFERDAM DESIGN WATER ELEVATION = CDWE)  
**COFFERDAM DETAIL**  
SCALE: NONE

**EROSION CONTROL NOTES**

1. IN AREAS WHERE WORK IS COMPLETE, PERMANENT STABILIZATION SHALL OCCUR WITHIN 7 DAYS OF COMPLETION, AND IN AREAS WHERE WORK HAS TEMPORARILY CEASED FOR 21 DAYS OR MORE, TEMPORARY STABILIZATION SHALL OCCUR BY THE 14TH DAY AFTER WORK HAS CEASED.
2. STOCKPILES OF SOIL AND OTHER BUILDING MATERIALS TO REMAIN IN PLACE MORE THAN THREE DAYS SHALL BE FURNISHED WITH EROSION AND SEDIMENT CONTROL MEASURES (I.E. PERIMETER SILT FENCE). STOCKPILES TO REMAIN IN PLACE FOR 30 DAYS OR MORE SHALL RECEIVE TEMPORARY SEEDING.
3. ALL ADJACENT STREETS MUST BE KEPT CLEAR OF DEBRIS, INSPECTED DAILY, AND CLEANED WHEN NECESSARY.
4. ALL EROSION CONTROL MEASURES MUST BE INSPECTED WEEKLY AND AFTER EACH 1/2" RAIN EVENT.
5. DURING DEWATERING OPERATIONS, WATER WILL BE PUMPED INTO SEDIMENT BASINS OR SILT TRAPS. DEWATERING INTO DRAIN TILES IS STRICTLY PROHIBITED. WATER MUST HAVE SEDIMENT REMOVED BEFORE BEING RETURNED TO THE RIVER.
6. ALL DISTURBED AREAS AND WORK AREAS MUST BE ISOLATED FROM CREEK FLOWS AT ALL TIMES. NO WORK SHALL BE PERFORMED IN FLOWING WATER. THE DIVERSION/ISOLATION OF THE CREEK FLOWS MUST BE CONSTRUCTED FROM NON-ERODIBLE MATERIALS.
7. ALL STORM DRAINS AND INLETS WITHIN AND ADJACENT TO THE SITE MUST HAVE AN INLET PROTECTION FILTER OR SEDIMENT TRAPPING DEVICE INSTALLED DURING CONSTRUCTION.
8. ALL TEMPORARY EROSION AND SEDIMENT CONTROL MEASURES SHALL BE REMOVED WITHIN 30 DAYS AFTER FINAL STABILIZATION IS ACHIEVED. TRAPPED SEDIMENT IN INLETS, CATCH BASINS, AND OTHER TEMPORARY MEASURES SHALL BE PROPERLY DISPOSED OF AND THE AREA PERMANENTLY STABILIZED.

**INSPECTION AND MAINTENANCE SCHEDULE**

ALL EROSION CONTROL MEASURES SHALL BE INSPECTED WEEKLY AND AFTER ALL RAIN EVENTS OF 1/2" OR GREATER FOR THE DURATION OF THE PROJECT. A FINAL INSPECTION SHALL TAKE PLACE 30 DAYS AFTER PROJECT COMPLETION. THE INSTALLATION AND MAINTENANCE OF EROSION CONTROL MEASURES SHALL BE THE RESPONSIBILITY OF THE CONTRACTOR. THE INSPECTION OF EROSION CONTROL MEASURES SHALL BE THE RESPONSIBILITY OF THE VILLAGE OF HANOVER PARK OR THEIR DULY AUTHORIZED CONSULTANT.

**DEWATERING PRACTICES**

IF THE CONTRACTOR IS REQUIRED TO DEWATER THE SITE AFTER A LARGE RAIN EVENT OR BY LEAKS IN THE COFFERDAM, THE CONTRACTOR IS REQUIRED TO PUMP THEIR DISCHARGE THROUGH A SEDIMENT FILTER BAG. THE SEDIMENT FILTER BAG SHALL BE PLACED AT THE TOP OF THE EMBANKMENT ON VEGETATED GROUND. THE WATER DISCHARGED FROM THE SEDIMENT FILTER BAG SHALL DISCHARGE ONTO THE VEGETATED GROUND OR INTO THE EXISTING GABIONS. THE FILTER BAG SHALL BE DISPOSED OF IN AN ACCEPTABLE MANNER. THE DEWATERING PROCESS WILL BE INCLUDED IN THE COST FOR COFFERDAMS (SPECIAL).

**INSTALLATION SCHEDULE**

1. INSTALL PERIMETER EROSION BARRIER AND INLET AND PIPE PROTECTION.
2. REMOVE DECKING, SUPERSTRUCTURE, AND ALL CORRESPONDING APPURTENANCES.
3. LOCATE WATER MAIN AND GAS MAIN WITH EXPLORATORY TRENCHES.
4. INSTALL SANITARY MANHOLE AND SANITARY SEWER BYPASS PUMP AND PIPING TO THE EXISTING SANITARY MANHOLE AT THE NORTHEAST QUADRANT OF LONGMEADOW LANE AND LONGMEADOW COURT INTERSECTION. PIPING

5. MUST BE PROTECTED FROM TRAFFIC IN AND OUT OF LONGMEADOW COURT. INSTALL WATERTIGHT STEEL COFFERDAM. LEAVE EXISTING ABUTMENT, WINGWALLS, AND SHEETING ON SOUTH SIDE OF CREEK TO ACT AS EROSION CONTROL. INSTALL NEW SANITARY MANHOLE AT THE SAME TIME AS INSTALLING COFFERDAM.
6. REMOVE NORTH ABUTMENT AND CUT DOWN PIERS.
7. RELOCATE DISCHARGE OF PIPING FOR PUMPING TO NEW SANITARY MANHOLE AFTER THE NEW MANHOLE HAS BEEN APPROVED. THE SOUTH INVERT OF THE NEW MANHOLE MUST BE TEMPORARY BLOCKED WHILE INSTALLING THE NEW SANITARY SEWER.
8. INSTALL NORTH HALF OF CASING PIPE WITHIN THE COFFERDAM ONLY.
9. CONSTRUCT NORTH HALF OF BOX CULVERT. AT THE SAME TIME INSTALL THE NEW SANITARY SEWER FROM THE NEW MANHOLE TO THE STEEL CASING PIPE.
10. MAKE NECESSARY ADJUSTMENTS TO GABIONS AND PERFORM CHANNEL GRADING ON NORTH SIDE OF THE RIVER. INSTALL EROSION CONTROL BLANKET.
11. SWITCH TO SOUTH SIDE.
12. INSTALL WATERTIGHT STEEL COFFERDAM.
13. REMOVE SOUTH ABUTMENT AND CUT DOWN PIERS.
14. INSTALL REMAINING HALF OF CASING PIPE.
15. CONSTRUCT REMAINING HALF OF BOX CULVERT. AT THE SAME TIME INSTALL THE SANITARY SEWER INTO THE STEEL CASING PIPE AND FINISH INSTALLING THE SANITARY SEWER TO THE EXISTING MANHOLE AT STA. 770+50. GET SEWER TESTED AND INSPECTED BEFORE OPENING IT FOR OPERATION.
16. MAKE NECESSARY ADJUSTMENTS TO GABIONS AND PERFORM CHANNEL GRADING ON THE SOUTH SIDE OF THE RIVER. INSTALL EROSION CONTROL BLANKET.
17. PLACE FILL BETWEEN BOX CULVERT AND EMBANKMENTS.
18. INSTALL RIP RAP MATERIAL DOWNSTREAM OF BOX CULVERT.

Nov 09, 2012 - 4:23pm \\sylvan\cadd\02841.DWG (02841.DWG) - Erosion & Sediment Control Plan.dwg

REVISIONS:	DATE	BY	DESCRIPTION	DATE	BY	DESCRIPTION
	10-22-12	JR	REVISED PLANS PER COMMENTS FROM IDOT, HANOVER PARK, & NORTH COOK SWCD.			
	11-08-12	JR	REVISED PLANS PER COMMENTS FROM IDOT DATED 11-02-12.			

PLOTTED BY:	AMR
CHECKED BY:	JR
DRAWN BY:	AMR
CHECKED BY:	JR
APPROVED BY:	DAM

**pma** engineers  
Pavia-Marting & Co.  
910 W. Lake St.  
Roselle, IL 60172  
630-529-8000 Fax: 630-894-4910  
Design Firm Professional Registration #18402876

**LONGMEADOW LANE BOX CULVERT REPLACEMENT  
HANOVER PARK, IL  
EROSION & SEDIMENT CONTROL PLAN**

SCALE:	1"=20'
DATE:	8/6/2012
JOB NO.:	02841.05
SHEET	9 OF 20