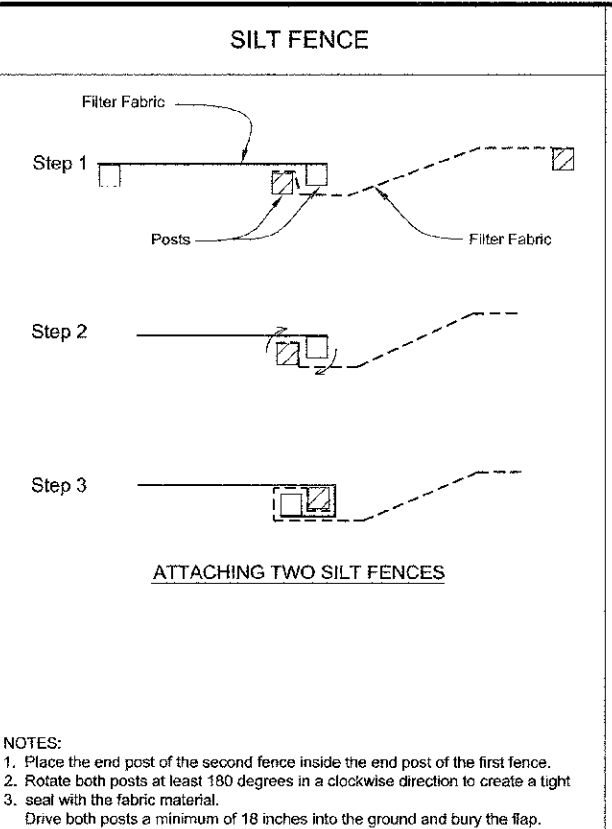
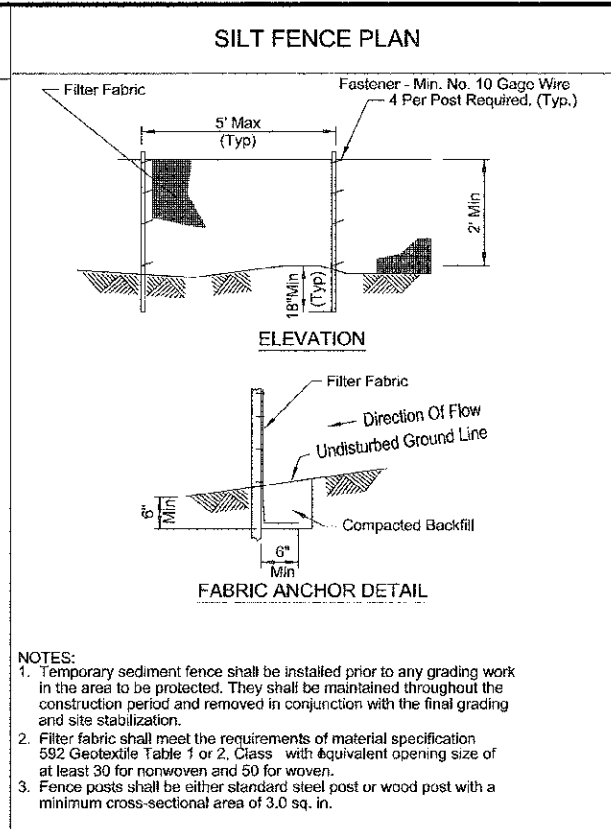
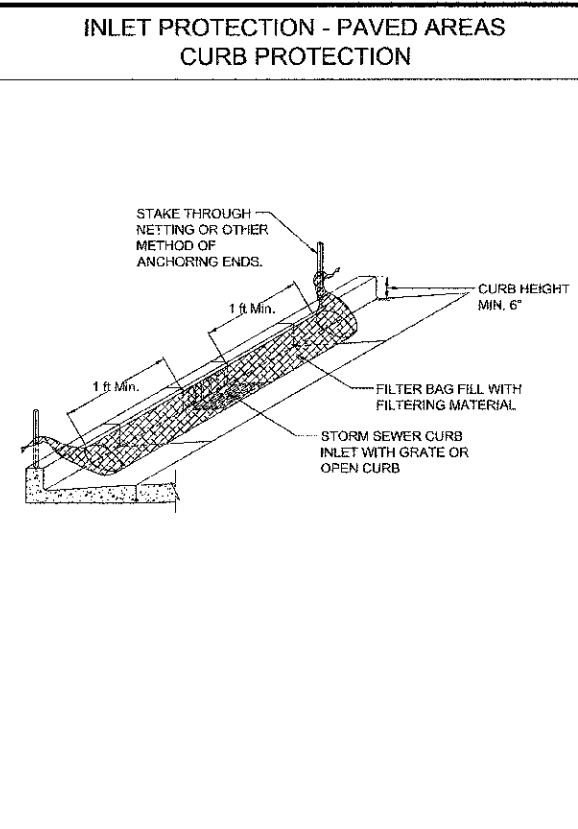
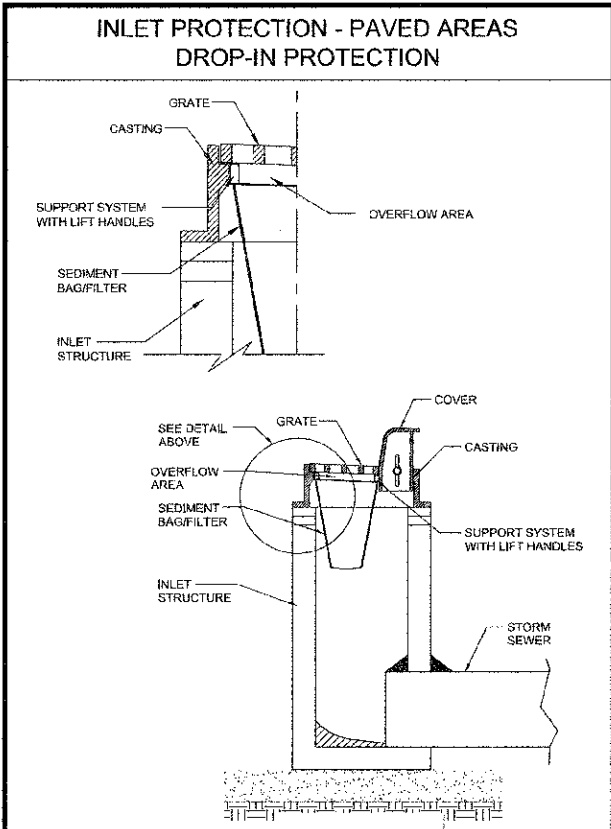


| | | | | |
|--------------|----------------|----------|--------------------|-----------|
| F.A.U. RTE | SECTION | COUNTY | TOTAL SHEETS | SHEET NO. |
| 172B | 10-00059-00-BR | COOK | 20 | 10 |
| HANOVER PARK | | ILLINOIS | CONTRACT NO. 63754 | |

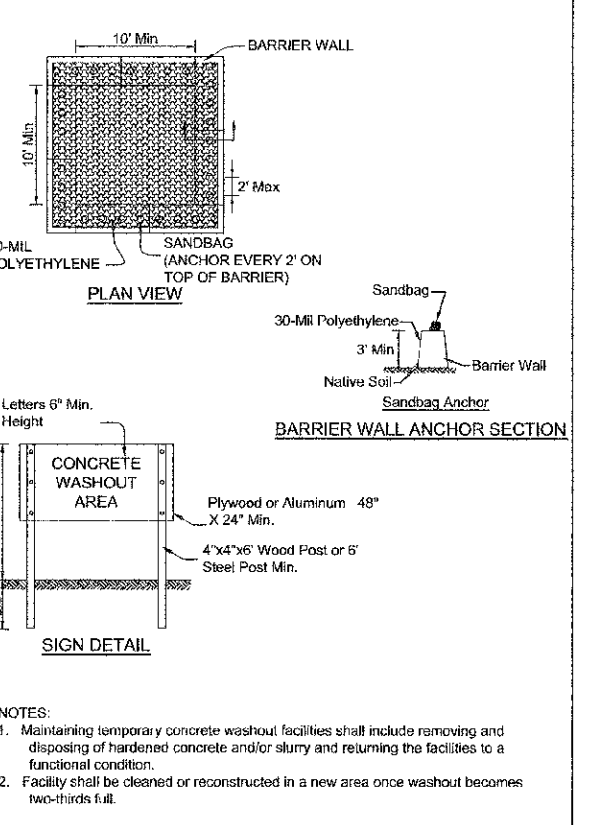
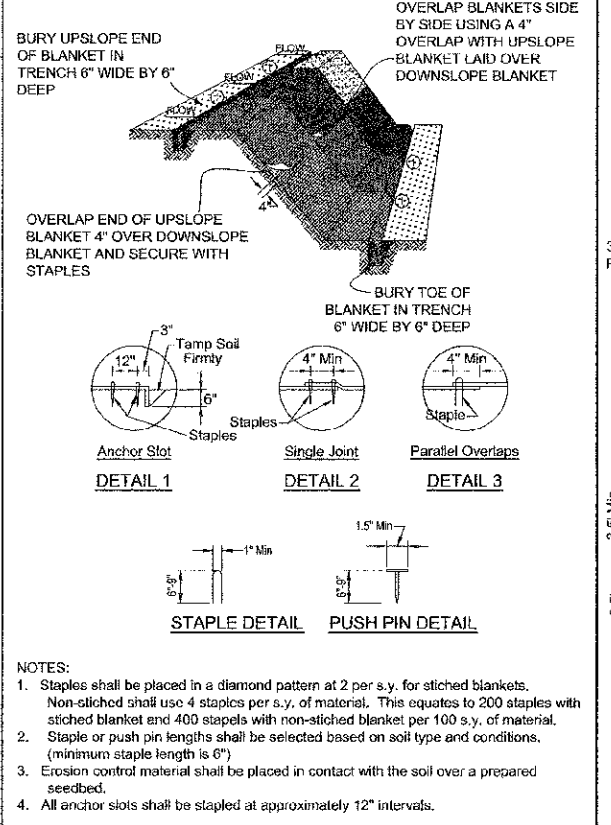
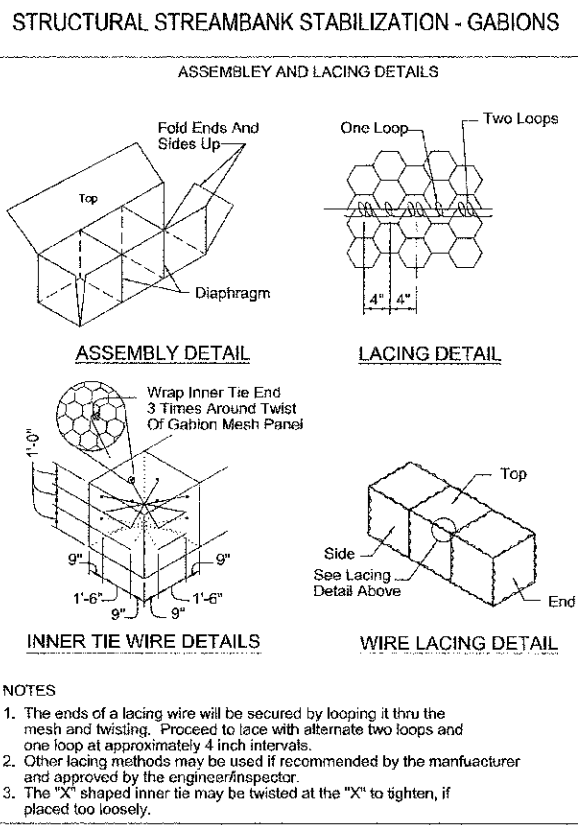
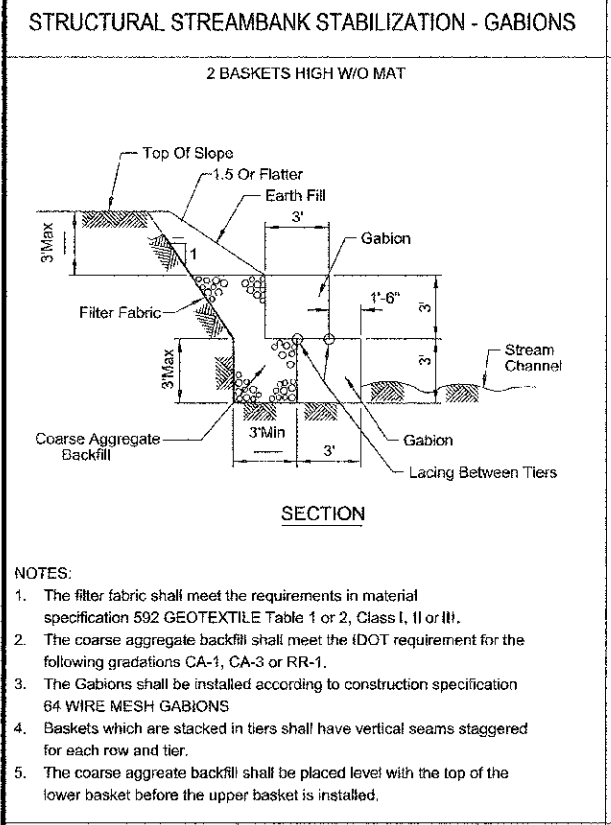


| | |
|---------------------------|-----------------------------|
| REFERENCE Project | STANDARD DWG. NO. ILUM-561D |
| Designed _____ Date _____ | SHEET 1 OF 1 |
| Checked _____ Date _____ | DATE 01-11-11 |
| Approved _____ Date _____ | |

| | |
|---------------------------|-----------------------------|
| REFERENCE Project | STANDARD DWG. NO. ILUM-561C |
| Designed _____ Date _____ | SHEET 1 OF 1 |
| Checked _____ Date _____ | DATE 01-11-11 |
| Approved _____ Date _____ | |

| | |
|---------------------------|--------------------------|
| REFERENCE Project | STANDARD DWG. NO. IL-620 |
| Designed _____ Date _____ | SHEET 1 OF 2 |
| Checked _____ Date _____ | DATE 11-29-01 |
| Approved _____ Date _____ | |

| | |
|---------------------------|-----------------------------|
| REFERENCE Project | STANDARD DWG. NO. IL-620(W) |
| Designed _____ Date _____ | SHEET 1 OF 2 |
| Checked _____ Date _____ | DATE 12-28-01 |
| Approved _____ Date _____ | |



| | |
|---------------------------|--------------------------|
| REFERENCE Project | STANDARD DWG. NO. IL-641 |
| Designed _____ Date _____ | SHEET 1 OF 1 |
| Checked _____ Date _____ | DATE 5-16-04 |
| Approved _____ Date _____ | |

| | |
|---------------------------|--------------------------|
| REFERENCE Project | STANDARD DWG. NO. IL-645 |
| Designed _____ Date _____ | SHEET 1 OF 1 |
| Checked _____ Date _____ | DATE 5-16-04 |
| Approved _____ Date _____ | |

| | |
|---------------------------|--------------------------|
| REFERENCE Project | STANDARD DWG. NO. IL-645 |
| Designed _____ Date _____ | SHEET 1 OF 1 |
| Checked _____ Date _____ | DATE 5-16-04 |
| Approved _____ Date _____ | |

| | |
|---------------------------|--------------------------|
| REFERENCE Project | STANDARD DWG. NO. IL-645 |
| Designed _____ Date _____ | SHEET 1 OF 1 |
| Checked _____ Date _____ | DATE 5-16-04 |
| Approved _____ Date _____ | |

| DATE | BY | DESCRIPTION |
|----------|----|--|
| 10-22-12 | JR | REVISED PLANS PER COMMENTS FROM IDOT, HANOVER PARK, & NORTH COOK SWCD. |
| 11-08-12 | JR | REVISED PLANS PER COMMENTS FROM IDOT DATED 11-02-12. |

| DATE | BY | DESCRIPTION |
|------|----|-------------|
| | | |

| | |
|------------------|----------------|
| DESIGNED BY: AMW | CHECKED BY: JR |
| DRAWN BY: AMW | CHECKED BY: JR |
| APPROVED BY: DMW | |

PMO Pavia-Marting & Co.
 910 W. Lake St.
 Roselle, IL 60172
 630-529-8000 Fax: 630-894-4910
 Design Pro Professional Registration #19402316

TITLE: **LONGMEADOW LANE BOX CULVERT REPLACEMENT
 HANOVER PARK, IL
 EROSION & SEDIMENT CONTROL DETAILS**

| |
|------------------|
| SCALE: 1"=20' |
| DATE: 10/16/2012 |
| JOB NO: 02841.DS |
| SHEET 10 OF 20 |

Nov 06, 2012 4:23pm \\systemx\cod\02841.DS\0284105-10 - Erosion n Sediment Control Details.cwg