


















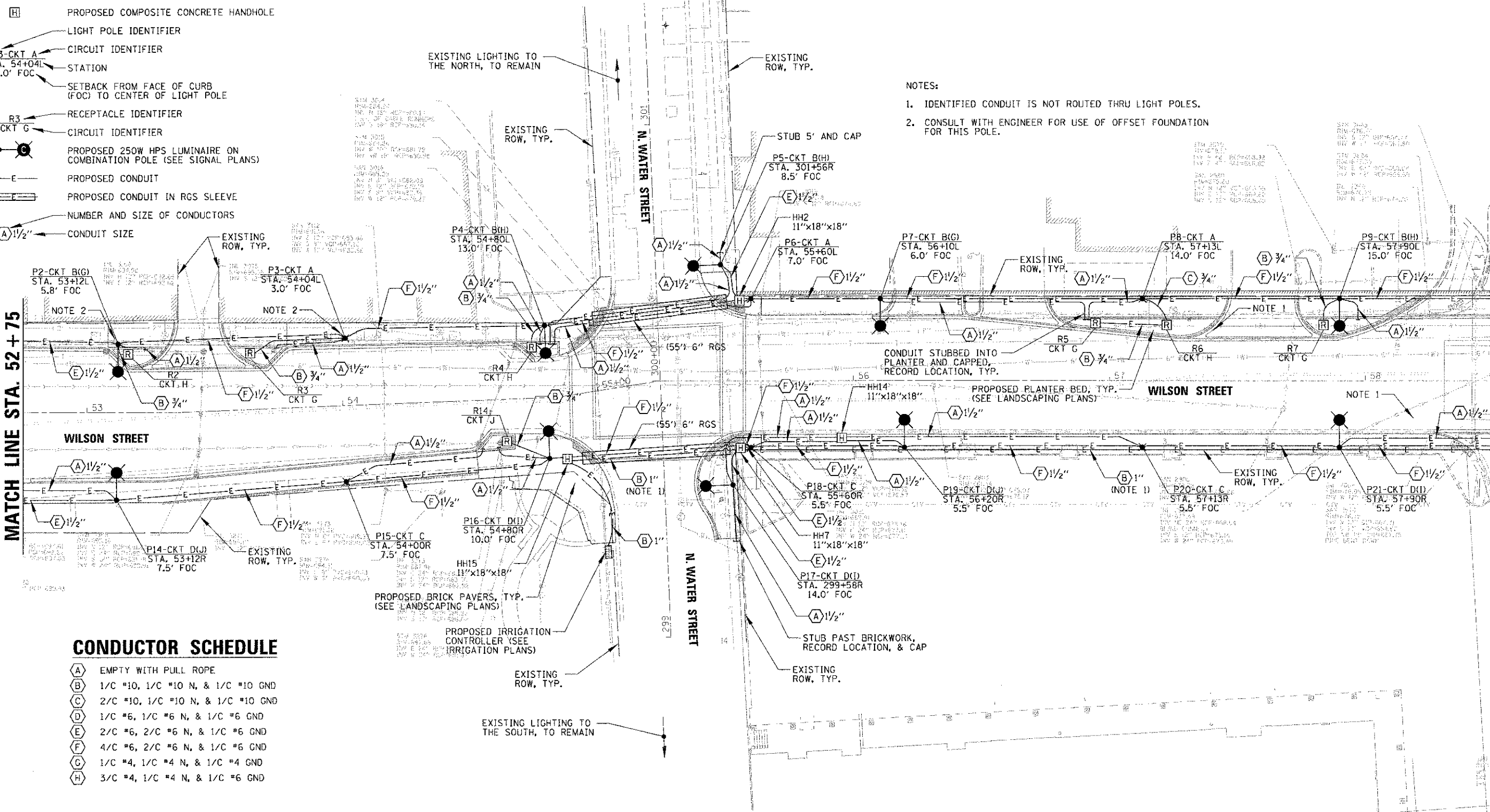
LIGHTING LEGEND

-  PROPOSED 30' DECORATIVE ROADWAY POLE WITH 250W HIGH PRESSURE SODIUM LUMINAIRE MOUNTED ON AN 8' ARM
-  PROPOSED 14' DECORATIVE PEDESTRIAN POLE WITH A POST TOP 100W HIGH PRESSURE SODIUM LUMINAIRE
-  EXISTING ROADWAY LIGHT POLE WITH 250W HPS LUMINAIRE TO REMAIN, UNLESS OTHERWISE INDICATED
-  EXISTING PEDESTRIAN LIGHT POLE TO BE REMAIN, UNLESS OTHERWISE INDICATED
-  PROPOSED 120V-GFCI GROUND MOUNTED RECEPTACLE
-  PROPOSED COMPOSITE CONCRETE HANDHOLE

-  LIGHT POLE IDENTIFIER
-  CIRCUIT IDENTIFIER
-  STATION
-  SETBACK FROM FACE OF CURB (FOC) TO CENTER OF LIGHT POLE
-  RECEPTACLE IDENTIFIER
-  CIRCUIT IDENTIFIER
-  PROPOSED 250W HPS LUMINAIRE ON COMBINATION POLE (SEE SIGNAL PLANS)
-  PROPOSED CONDUIT
-  PROPOSED CONDUIT IN RGS SLEEVE
-  NUMBER AND SIZE OF CONDUCTORS
-  CONDUIT SIZE

MATCH LINE STA. 52 + 75

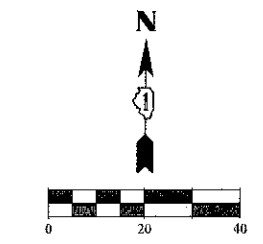
MATCH LINE STA. 58 + 50



- NOTES:
- IDENTIFIED CONDUIT IS NOT ROUTED THRU LIGHT POLES.
 - CONSULT WITH ENGINEER FOR USE OF OFFSET FOUNDATION FOR THIS POLE.

CONDUCTOR SCHEDULE

- (A) EMPTY WITH PULL ROPE
- (B) 1/C #10, 1/C #10 N, & 1/C #10 GND
- (C) 2/C #10, 1/C #10 N, & 1/C #10 GND
- (D) 1/C #6, 1/C #6 N, & 1/C #6 GND
- (E) 2/C #6, 2/C #6 N, & 1/C #6 GND
- (F) 4/C #6, 2/C #6 N, & 1/C #6 GND
- (G) 1/C #4, 1/C #4 N, & 1/C #4 GND
- (H) 3/C #4, 1/C #4 N, & 1/C #6 GND



CHRISTOPHER B. BURKE
ENGINEERING, LTD.
9575 W. Higgins Road, Suite 600
Rosemont, Illinois 60018
(847) 823-0300

USER NAME = kburke	DESIGNED <i>AJD</i>	REVISED -
PLLOT SCALE = 20'	DRAWN <i>KWB</i>	REVISED -
PLLOT DATE = 10/22/2012	CHECKED <i>AJD</i>	REVISED -
	DATE <i>10/22/2012</i>	REVISED -

DESIGNED <i>AJD</i>	REVISED -
DRAWN <i>KWB</i>	REVISED -
CHECKED <i>AJD</i>	REVISED -
DATE <i>10/22/2012</i>	REVISED -

STATE OF ILLINOIS
DEPARTMENT OF TRANSPORTATION

ROADWAY LIGHTING PLAN (2 OF 3)
WILSON STREET

SCALE: 1"=20' SHEET OF 88 SHEETS STA. TO STA.

F.A.U. RTE. 1441	SECTION 12-00073-01-TL	COUNTY KANE	TOTAL SHEETS 88	SHEET NO. 64
CONTRACT NO. 63763			ILLINOIS FED. AID PROJECT	

N:\DATA\AV\116219\22681\Mod\VLGT_1102196001_02.SHT