




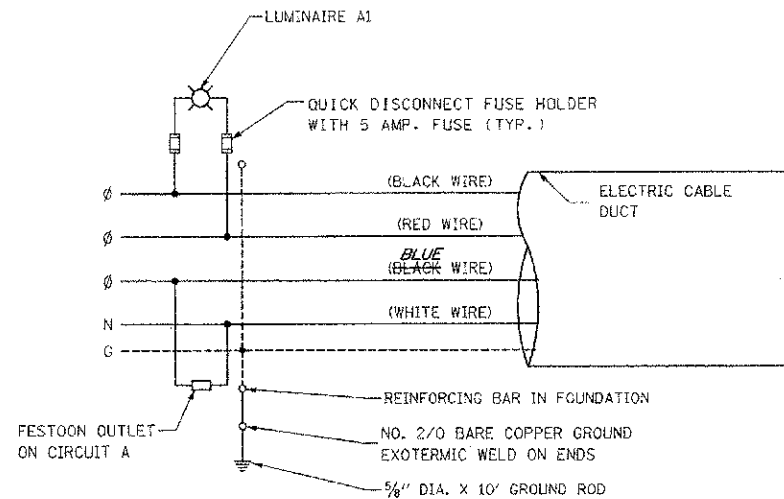


LEGEND AND SYMBOLS

- 1-1/2" UNIT DUCT, 4-1/C NO. 4 A.W.G. (600V TYPE EPR) AND 1/C NO. 6 A.W.G. BARE COPPER GROUND, OR AS NOTED OTHERWISE
-  COMBINATION POLE LUMINAIRE
-  ROADWAY LUMINAIRE
-  GROUND ROD
-  HANDHOLE
-  DECORATIVE LUMINAIRE



WIRING DETAIL

NOT TO SCALE
LUMINAIRE ON CIRCUIT B SIMILAR

NOTE:

1. ALL POLES TO BE GROUNDED USING 5/8" X 10'-0" LONG COPPER CLAD GROUND RODS

ROADWAY LIGHTING SUMMARY OF QUANTITIES

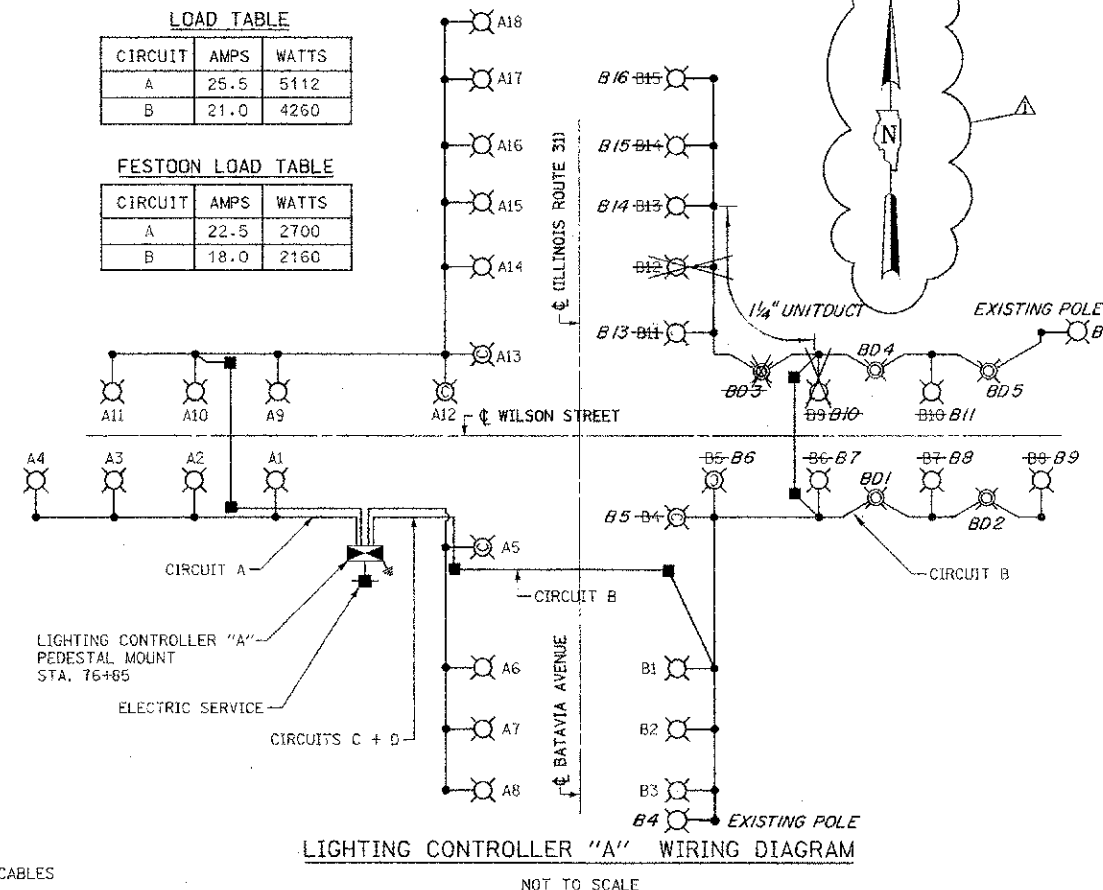
PAY ITEM NO.	DESIGNATION	ITEM QUANTITY		
		UNITS	CONTRACT TOTAL	RECORD TOTAL
86800100	TRENCH AND BACKFILL FOR ELECTRICAL WORK	FOOT	2600	
81000700	CONDUIT IN TRENCH, 2 1/2" DIA. GALVANIZED STEEL	FOOT	40	
81018600	CONDUIT PUSHED, 2 1/2" DIA. GALVANIZED STEEL	FOOT	10	
81018700	CONDUIT PUSHED, 3" DIA. GALVANIZED STEEL	FOOT	555	
81018800	CONDUIT PUSHED, 3 1/2" DIA. GALVANIZED STEEL	FOOT	25	
83600200	LIGHT POLE FOUNDATION, 24" DIAMETER	FOOT	220	
84402500	LUMINAIRE, SODIUM VAPOR, RECTILINEAR TYPE, 250 WATT	EACH	28	
86600100	ELECTRIC SERVICE INSTALLATION	EACH	1	
86600200	ELECTRIC UTILITY SERVICE CONNECTION	EACH	1	
	LIGHTING CONTROLLER, PEDESTAL MOUNT	EACH	1	
87200100	RELOCATE EXISTING LIGHTING UNIT	EACH	3	
87302385	REMOVE EXISTING CONCRETE FOUNDATION	EACH	3	
83100525	TEMPORARY WOOD POLE, 60 FT., CLASS 4, 15 FT. MAST ARM	EACH	14	
80100140	GROUND ROD, 5/8" DIA. X 10 FT.	EACH	23	
87100200	REMOVAL OF EXISTING LIGHTING UNIT, SALVAGE	EACH	2	
87100200	REMOVAL OF EXISTING LIGHTING UNIT, NO SALVAGE	EACH	12	
	UNIT DUCT, WITH 4-1/C NO. 4 AND 1/C NO. 6 GROUND, 600 V (EPR-TYPE RHW), 1 1/2" DIAMETER POLYETHYLENE	FOOT	3720	
82300720	AERIAL CABLE 3-1/C NO. 4, ALUMINUM, WITH MESSENGER WIRE	FOOT	2240	
	REMOVAL OF EXISTING LIGHTING CONTROLLER	EACH	1	
82201335	ELECTRIC CABLE IN CONDUIT, 600 V (EPR-TYPE USE), 3-1/C NO. 2/0	FOOT	25	
	TEMPORARY LUMINAIRE, SODIUM VAPOR, HORIZONTAL MOUNT, 400 W	EACH	17	
	TEMPORARY 15 FT. MAST ARM	EACH	3	
	TEMPORARY LIGHTING CONTROLLER	EACH	1	
83007500	LIGHT POLE, ALUMINUM, 35 FT. M.H., ANODIZED, 12 FT. MAST ARM	EACH	22	

LOAD TABLE

CIRCUIT	AMPS	WATTS
A	25.5	5112
B	21.0	4260

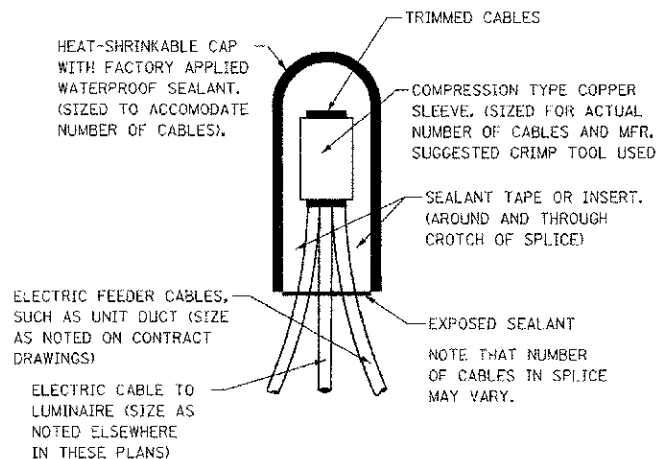
FESTOON LOAD TABLE

CIRCUIT	AMPS	WATTS
A	22.5	2700
B	18.0	2160



LIGHTING CONTROLLER "A" WIRING DIAGRAM

NOT TO SCALE



CABLE SPLICING DETAIL

NOT TO SCALE

"AS-BUILTS"

REVISIONS

NO.	NAME	DATE
1	AS SHOWN	05/28/97

ILLINOIS DEPARTMENT OF TRANSPORTATION
 SUMMARY OF QUANTITIES AND WIRING DIAGRAM
 CONTROL CABINET "A"
 BATAVIA AVE. AT WILSON ST.
 SCALE: NO SCALE DRAWN BY: SD
 DATE: 02/17/97 CHECKED BY: PKG

RECORD DRAWING - JANUARY 26, 1998

GO GANDHI AND ASSOCIATES, INC.
 ENGINEERS AND PLANNERS
 6035 N. NORTHWEST HIGHWAY
 SUITE 120
 CHICAGO, ILLINOIS 60631 TEL: (773) 714-5390