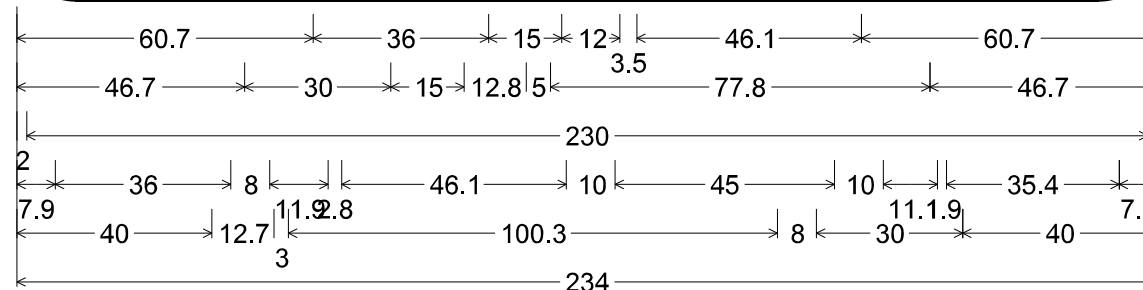
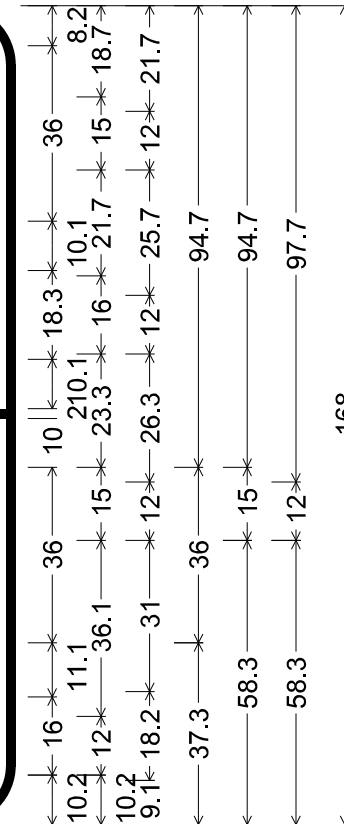
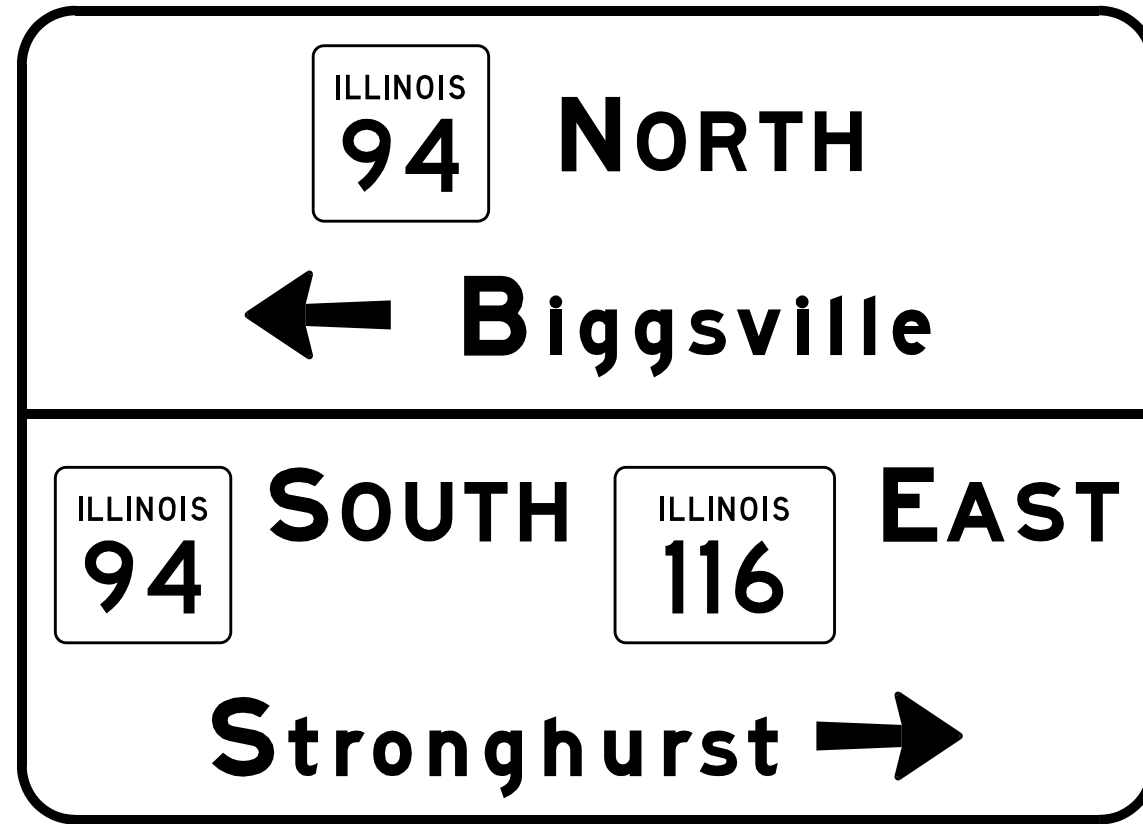


SIGN # 014: STATION 21+00 (RAMP C)



12.0" Radius, 2.0" Border, White on Green;  
 [NORTH] E Mod; Arrow 133 - 30.0" 180°; [Biggsville] E Mod; [SOUTH] E Mod;  
 [EAST] E Mod; [Stronghurst] E Mod; Arrow 133 - 30.0" 0°;

Table of widths and spaces.

60.7		36.0	15.0	N	12.0	3.5	O	10.0	3.1	R	9.5	2.5	T	8.9	2.5	H	9.6	60.7														
46.7		30.0																														
15.0	B	12.8	5.0	i	2.2	3.7	g	7.7	3.6	g	7.7	3.3	s	7.6	2.4	v	8.9	3.4	i	2.3	4.6	i	2.2	4.6	i	2.3	3.6	e	7.7	46.7		
2.0	230.0		2.0																													
7.9		36.0	8.0	S	11.9	2.8	O	10.0	3.1	U	9.6	2.5	T	8.9	2.4	H	9.6	10.0		45.0												
10.0	E	11.1	1.9	A	12.0	2.5	S	9.5	2.5	T	8.9	7.9																				
40.0	S	12.7	3.0	t	6.0	3.7	r	5.9	1.8	o	7.8	3.7	n	7.7	3.6	g	7.7	4.6	h	7.6	4.7	u	7.6	4.6	r	5.9	1.5	s	7.6	2.3	t	6.0
8.0		30.0	40.0																													