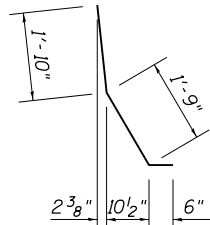
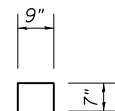


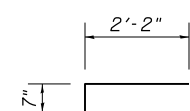
Bar d(E)



Bar d1(E)



Bar u(E)



Bar x(E)

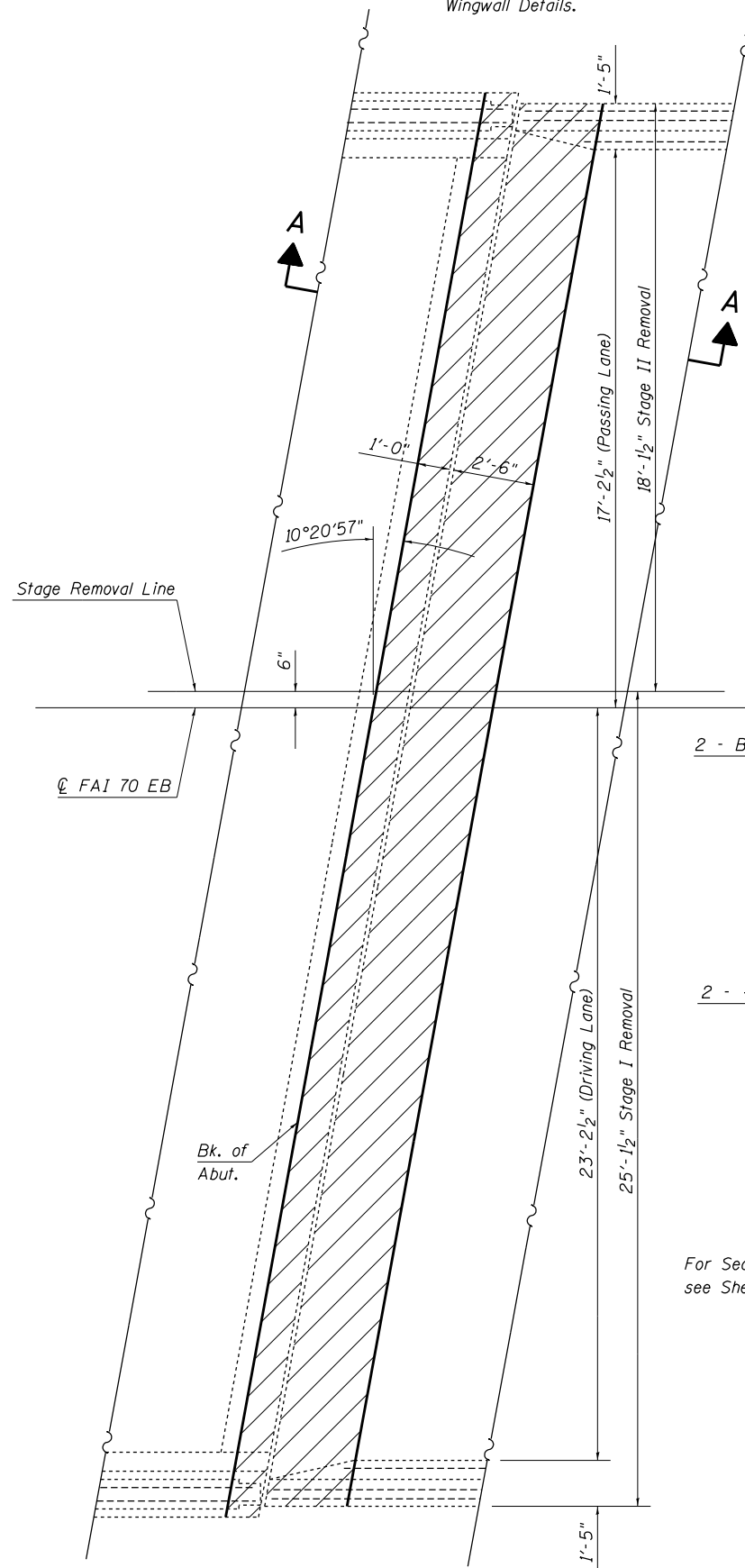
BILL OF MATERIAL

PER ABUTMENT

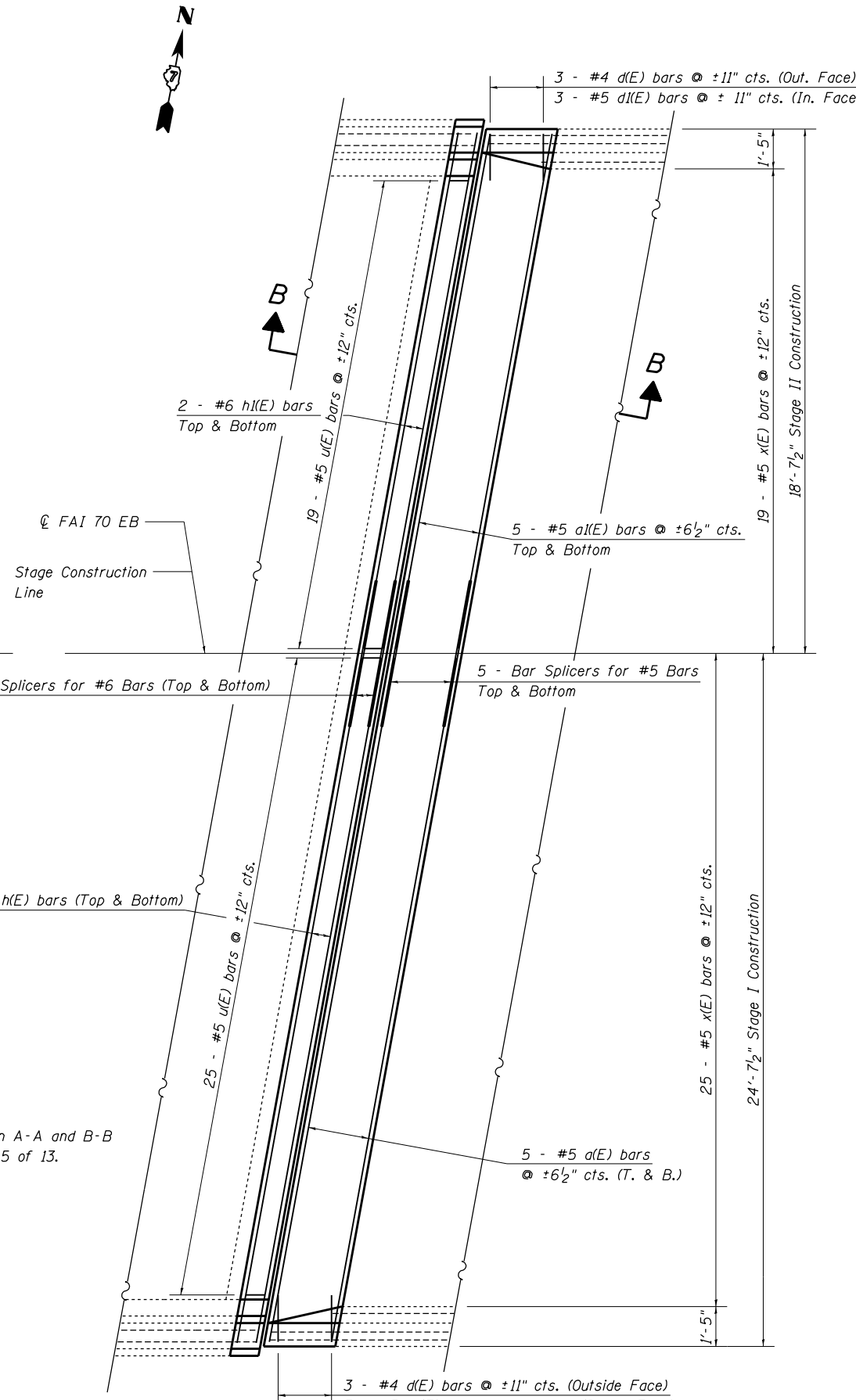
BAR	NUMBER OF BARS		TOTAL	SIZE	LENGTH	SHAPE
	STAGE I	STAGE II				
a (E)	10		10	#5	24'-8"	—
a1(E)		10	10	#5	18'-7"	—
d (E)	3	3	6	#4	4'-10"	L
d1(E)	3	3	6	#5	4'-1"	\
h (E)	4		4	#6	24'-9"	—
h1(E)		4	4	#6	18'-7"	—
u (E)	25	19	44	#5	1'-11"	□
x (E)	25	19	44	#5	2'-9"	□
REINFORCEMENT BARS (EPOXY COATED)					POUND	980
CONCRETE REMOVAL					CU YD	7.2
CONCRETE SUPERSTRUCTURE					CU YD	7.2

Hatching indicates removal.

See Sheet 6 of 13 for Wingwall Details.



EXISTING PARTIAL PLAN
(West Abutment shown; East Abutment similar)



PROPOSED PARTIAL PLAN
(West Abutment shown; East Abutment similar)

For Section A-A and B-B see Sheet 5 of 13.

FILE NAME =	USER NAME = steffenmk	DESIGNED - KLB	REVISED -
c:\pwwork\pwwork\steffenmk\d0307594\0744589-sht-br-details-025-001617.dgn		DRAWN - KLB	REVISED -
Default	PLOT SCALE = 40.0000 ' / in.	CHECKED - MEA	REVISED -
	PLOT DATE = 10/23/2012	DATE - 07/12/12	REVISED -

**STATE OF ILLINOIS
DEPARTMENT OF TRANSPORTATION**

**EXPANSION JOINT REPLACEMENT DETAILS
SN. 025-0016 (EB)**

SCALE: N/A SHEET 3 OF 13 SHEETS STA. TO STA.

• D7 BRIDGE REPAIRS 2013-1			
F.A.I. RTE.	SECTION	COUNTY	TOTAL SHEETS
70	.	EFFINGHAM	33
		CONTRACT NO.	74589
ILLINOIS FED. AID PROJECT			