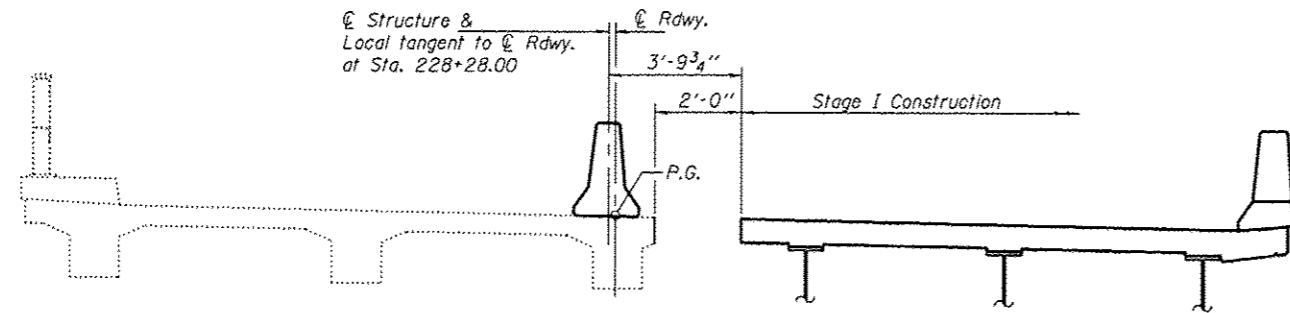
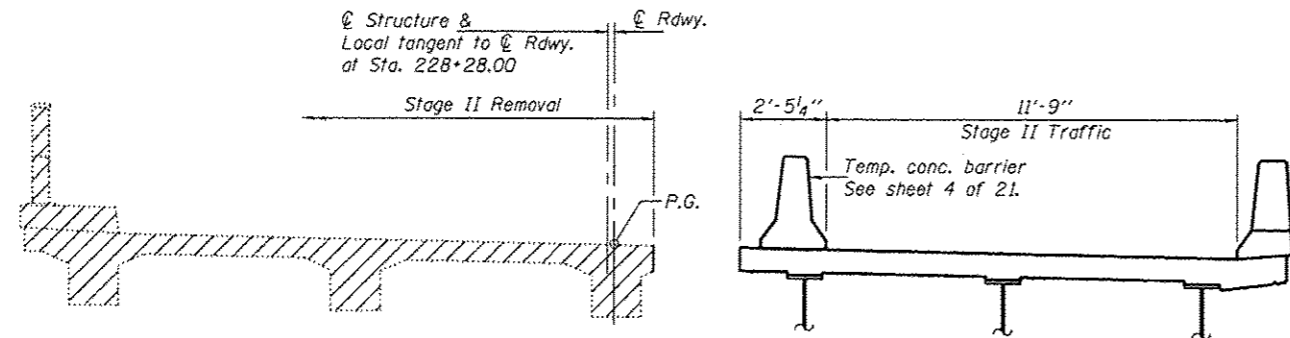


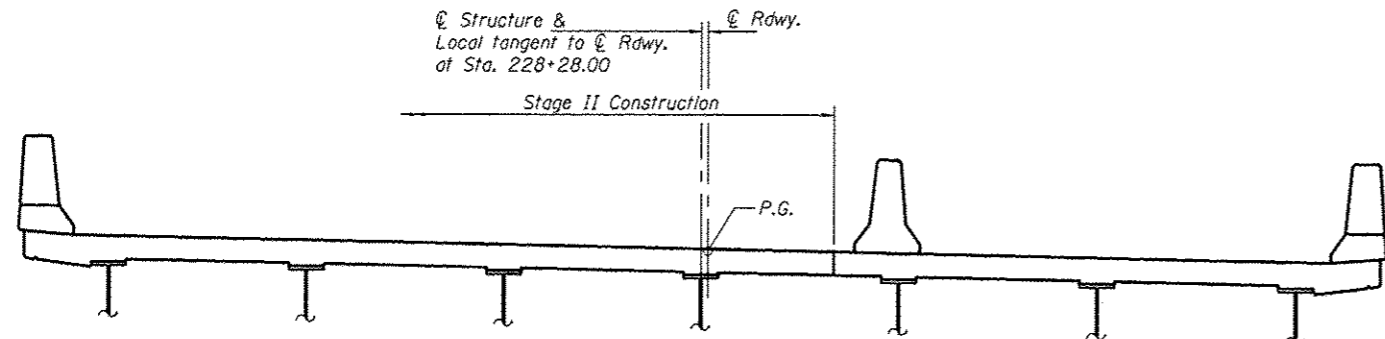
STAGE I REMOVAL



STAGE I CONSTRUCTION



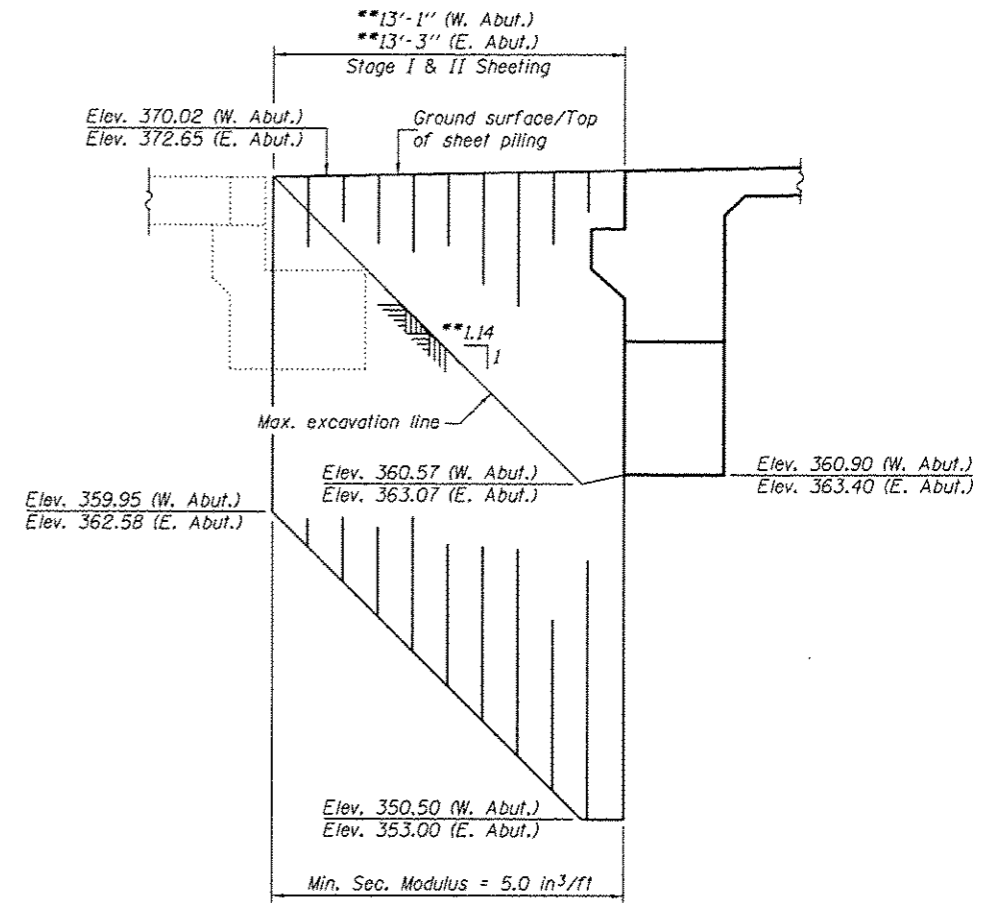
STAGE II REMOVAL



STAGE II CONSTRUCTION

Notes: All sections are looking East.
 Hatched area indicates removal of existing structure.
 For quantity of temporary concrete barrier, see Roadway Plans.
 *Contractor to field verify removal line will miss existing beam 3.
 Proposed girder lines are not parallel to existing beam lines.

1 SHEET ADDED 1-4-13



TEMPORARY SHEET PILING AT ABUTMENTS

**Horizontal dimensions are measured parallel to local tangent at Sta. 228+28.00.

Notes: If the Contractor chooses to alter the temporary cantilevered sheet piling design requirements shown on the plans, a design submittal including plan details and calculations will be required for review and acceptance by the Engineer.

DESIGNED - Michael D. Rolape	EXAMINED - <i>Joanna F. [Signature]</i>	DATE - NOVEMBER 21, 2012
CHECKED - Stephen M. Ryan	ACTING ENGINEER OF BRIDGE DESIGN	
DRAWN - h.t. duong	PASSED - <i>[Signature]</i>	REVISED
CHECKED - GRA/SMR	ACTING ENGINEER OF BRIDGES AND STRUCTURES	REVISED

STATE OF ILLINOIS
 DEPARTMENT OF TRANSPORTATION

STAGE CONSTRUCTION & TEMPORARY SHEET PILING DETAILS
 STRUCTURE NO. 035-0016

SHEET NO. 3 OF 21 SHEETS

F.A.P. RTE. 885	SECTION 11B-1	COUNTY HARDIN	TOTAL SHEETS 50	SHEET NO. 23
				CONTRACT NO. 78152
ILLINOIS FED. AID PROJECT				