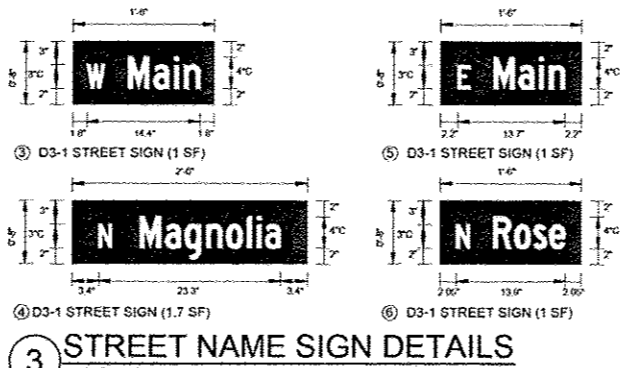
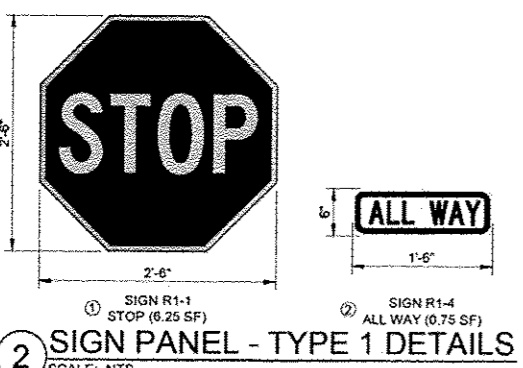
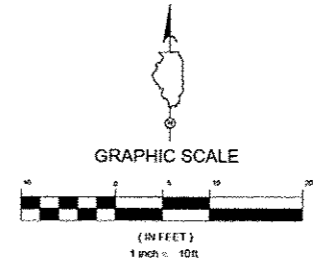


- LEGEND AND ABBREVIATIONS:**
- R.O.W. LINE
 - - - - - TEMPORARY CONSTRUCTION EASEMENT
 - ===== BARRIER CURB
 - ===== COMBINATION CONCRETE CURB AND GUTTER, TYPE B-6.12
 - ===== DEPRESSED CURB AND GUTTER
 - ===== PEDESTRIAN RAILING
 - ===== PEDESTRIAN RAIL (SPECIAL)
 - PORTLAND CEMENT CONCRETE SIDEWALK 5 INCH
 - CONCRETE PAVER SIDEWALK
 - CONCRETE CURB (SPECIAL) OR CONCRETE STRUCTURES (SPECIAL), SEE TYP. MODULE - ENLARGED DESIGN PLAN FOR LIMITS
 - CONCRETE STEPS
 - DETECTABLE WARNINGS
 - BRICK PAVEMENT REMOVAL AND REPLACEMENT
 - HOT MIX ASPHALT SURFACE COURSE, MIX "C", N50 (1-1/2" DEPTH)
 - PROPOSED SIGN KEY
 - PLANTER
 - ORNAMENTAL LIGHT UNIT (SEE LIGHTING PLAN AND DETAILS)
 - WATER VALVE 3/4" (TYP)

1 DESIGN PLAN
SCALE: 1" = 10'-0"



- NOTES:**
1. STREET NAME SIGNS SHALL BE ACCORDING TO THE MUTCD STANDARDS FOR SIGN DESIGNATION D3-1.
 2. MINIMUM SIGN SIZE AND LETTERING REQUIREMENTS FOR LOCAL ROADS WITH 25 MPH SPEED LIMIT SHALL BE USED.
 3. SIGNS SHALL BE RETROREFLECTIVE.
 4. SIGN BACKGROUND COLOR SHALL BE GREEN.
 5. SIGN LEGEND SHALL BE WHITE.
 6. OMIT BORDER FROM SIGNS.



FILE NAME :	DESIGNED WS	REVISED -
USER NAME :	DRAWN TL/BD	REVISED -
PLT DATE :	CHECKED DA	REVISED -
	DATE 10/29/2012	REVISED -

TERRA
ENGINEERING LTD.
225 W. OHIO ST., FOURTH FL.
CHICAGO, IL 60654
(312)667-9123

CITY OF ELMWOOD

DESIGN PLAN
ELMWOOD STREETScape

SCALE: 1" = 10'-0" STA. 15+00.66 TO STA. 17+50.00

F.A. RTE.	SECTION	COUNTY	TOTAL SHEETS	SHEET NO.
	10-00002-00-15	PEORIA	34	19
CONTRACT NO. 89604				
ILLINOIS FED. AID PROJECT				