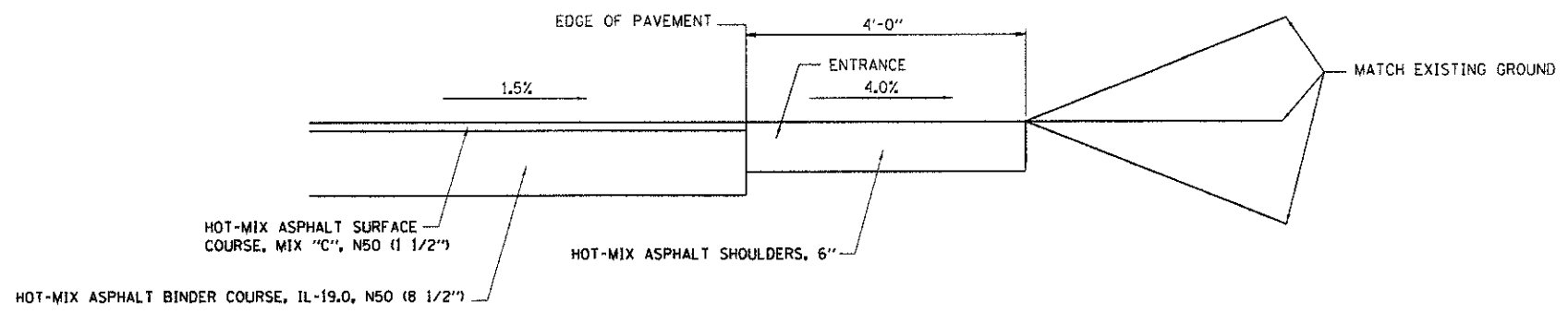
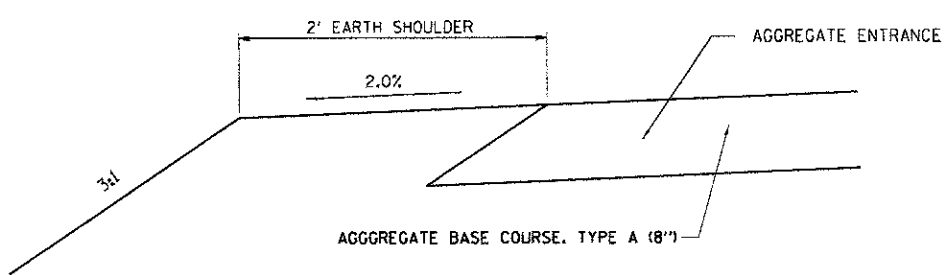


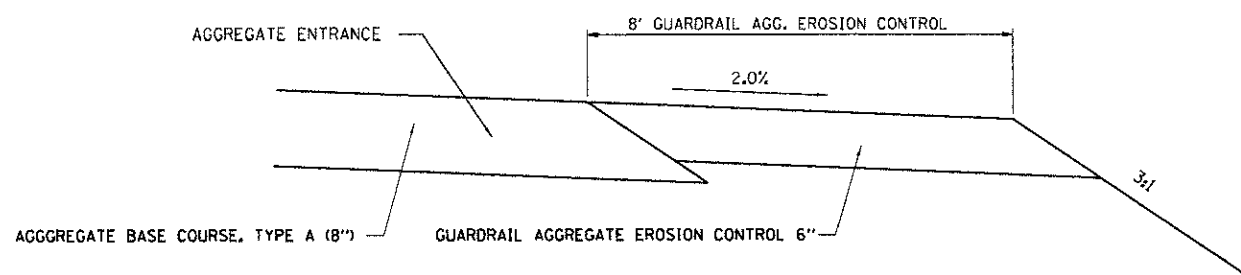
TYPICAL ENTRANCE DETAIL
(STA. 120+98.00 FIELD)



SECTION A-A
ENTRANCE PROFILE CONTROLS



SECTION B-B
SHOULDER ENTRANCE PROFILE CONTROLS



SECTION C-C
SHOULDER ENTRANCE PROFILE CONTROLS

| | | | | | | | | | | | | |
|-------------|--------------------|----------------|-----------|--|--|--------------------------|----------------------------------|---------------------------|----------------|----------|--------------|-----------|
| FILE NAME : | USER NAME : #USER# | DESIGNED - KRC | REVISED - | MID-AMERICA ENGINEERING SERVICES SPRINGFIELD ILLINOIS | ENTRANCE DETAILS | | | RTE. | SECTION | COUNTY | TOTAL SHEETS | SHEET NO. |
| #FILE# | | DRAWN - OSJ | REVISED - | | SCALE: NTS | SHEET NO. 4 OF 32 SHEETS | STA. 119+00.00 TO STA. 125+62.28 | CH 40 | 08-00085-00-BR | SANGAMON | 32 | 4 |
| | | CHECKED - JLS | REVISED - | | | | | CONTRACT NO. 93585 | | | | |
| | | DATE - | REVISED - | | <small>FED. ROAD DIST. NO. 6 ILLINOIS FED. AID PROJECT</small> | | | | | | | |