

041-0041
1978

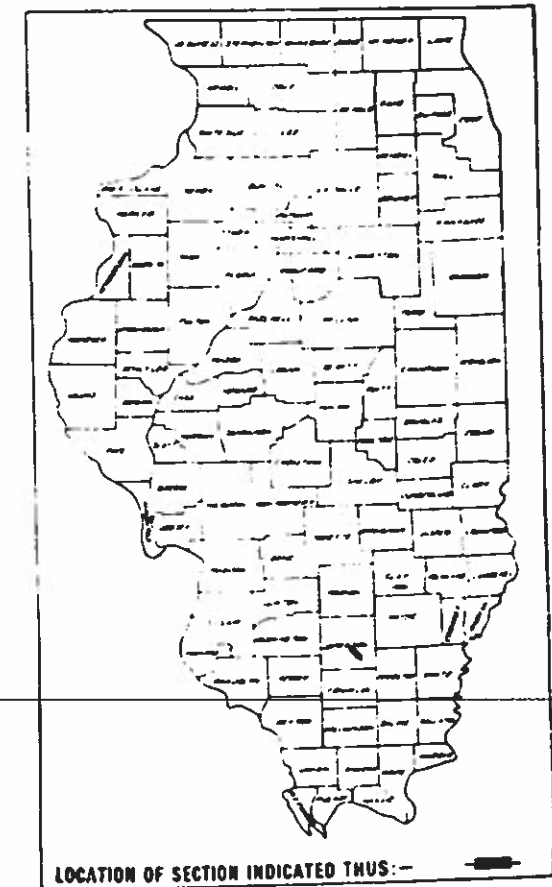
FA. 849 113-BY (S.B.I. 142) - I-DL JEFFERSON
SLT-97-001-78

**STATE OF ILLINOIS
DEPARTMENT OF TRANSPORTATION
DIVISION OF HIGHWAYS
PLANS FOR PROPOSED
STATE BOND ISSUE HIGHWAY**

INDEX OF SHEETS

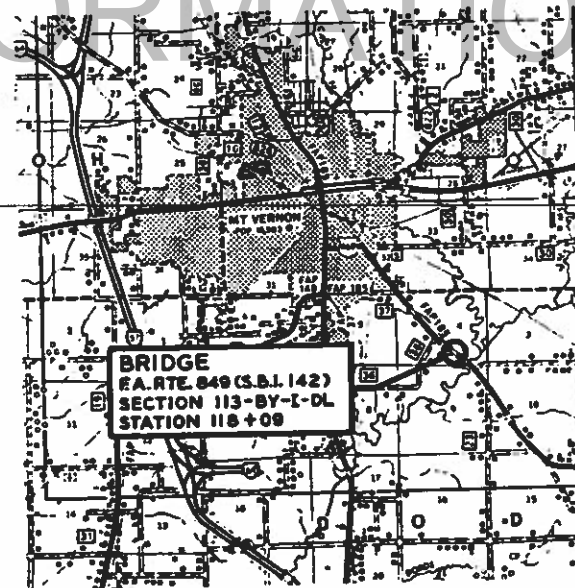
SHEET NO.	TITLE
1	TITLE SHEET, GENERAL NOTES, SUMMARY OF QUANTITIES
2	PLAN VIEW, AREA TO BE REMOVED, TOP VIEW, REINFORCEMENT DETAILS
	STANDARD 2298-4
	STANDARD 2299-7
	STANDARD 2300-1
	STANDARD 2301-3
	STANDARD 2302-3
	STANDARD 2303-4
	STANDARD 2304-4
	STANDARD 2309-3

DISTRICT 7
F.A. RTE. 849 (S.B.I. RTE. 142)
SECTION 113-BY-I-DL
JEFFERSON COUNTY
SLT-97-001-78



STR. NO. 041-0041

FOR INFORMATION ONLY



0 1 2 MI.
APPROXIMATE SCALE

GENERAL NOTES

THIS SECTION SHALL BE CONSTRUCTED IN ACCORDANCE WITH THE PLANS, THE "STANDARD SPECIFICATIONS FOR ROAD AND BRIDGE CONSTRUCTION", ADOPTED JULY 1, 1978, THE "MIMEOGRAPHED SPECIFICATIONS" AND THE "SPECIAL PROVISIONS" INCLUDED IN THE PROPOSAL.

THE WORK INCLUDED IN THIS SECTION CONSISTS OF THE REMOVAL AND REPLACEMENT OF A PORTION OF THE SOUTH ABUTMENT AND OTHER INCIDENTAL WORK NECESSARY TO COMPLETE THE SECTION.

ANY REFERENCE TO A STANDARD IN THESE PLANS SHALL BE INTERPRETED TO MEAN THE EDITION INDICATED BY THE SUB-NUMBER LISTED IN THE INDEX OF SHEETS, OR COPY OF THAT STANDARD INCLUDED IN THESE PLANS.

SUMMARY OF QUANTITIES

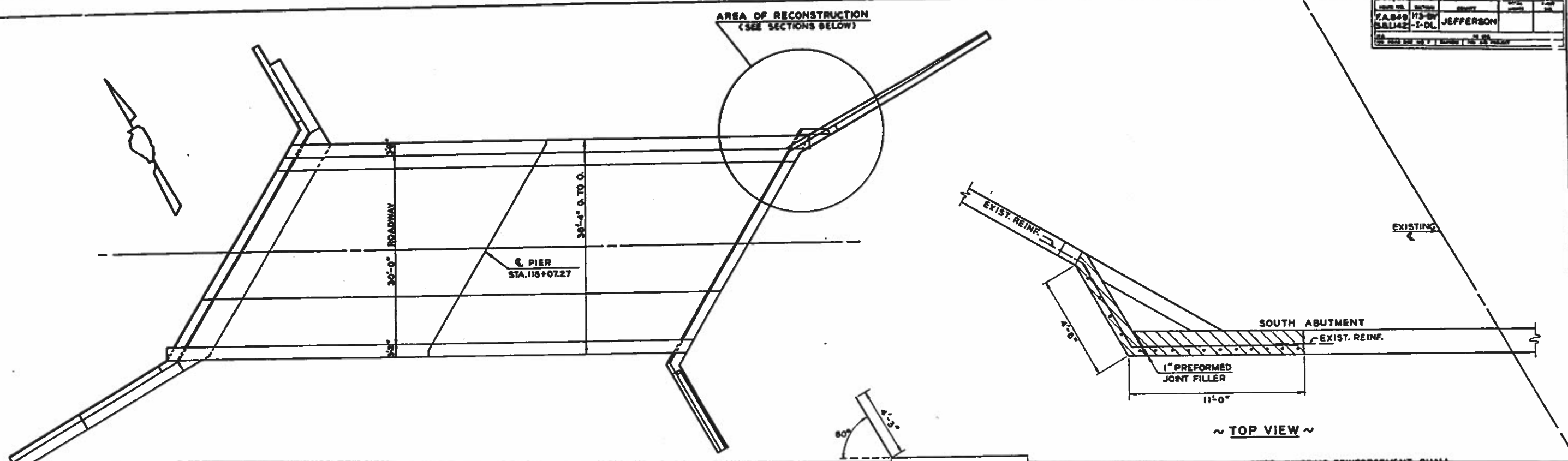
CODE NO.	ITEM	UNIT	QUANTITY
501024	CONCRETE REMOVAL	CU. YD.	4.5
504003	CLASS X CONCRETE	CU. YD.	4.5
512001	REINFORCEMENT BARS	POUNDS	162
648001	TRAFFIC CONTROL & PROTECTION STD. 2309	EACH	1.0
210260	JACKING & CRIBBING	L.SUM	1.0

STATE OF ILLINOIS
DEPARTMENT OF TRANSPORTATION
SUBMITTED Sept. 27, 1978
[Signature]
DISTRICT ENGINEER

041-0041

30 180K

PROJECT NO.	SECTION	DATE	BY	CHKD.
F.A.849	113-01		JEFFERSON	
S.1142	T-DL			



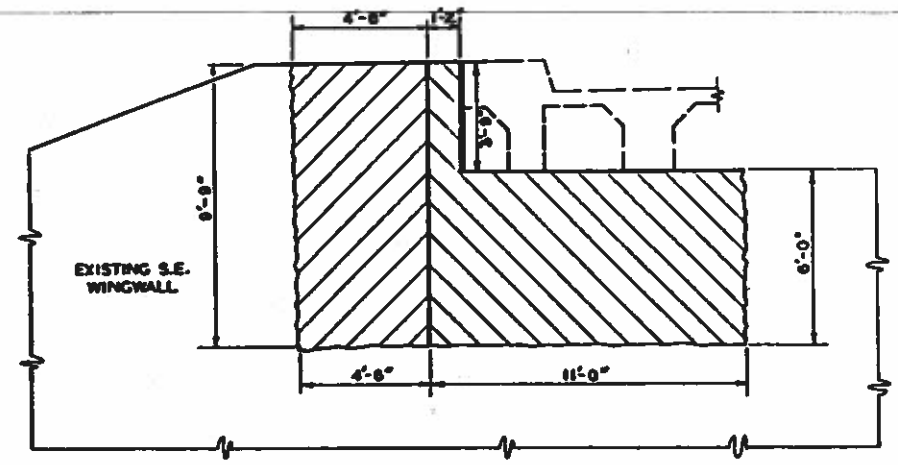
~ PLAN VIEW ~

~ TOP VIEW ~

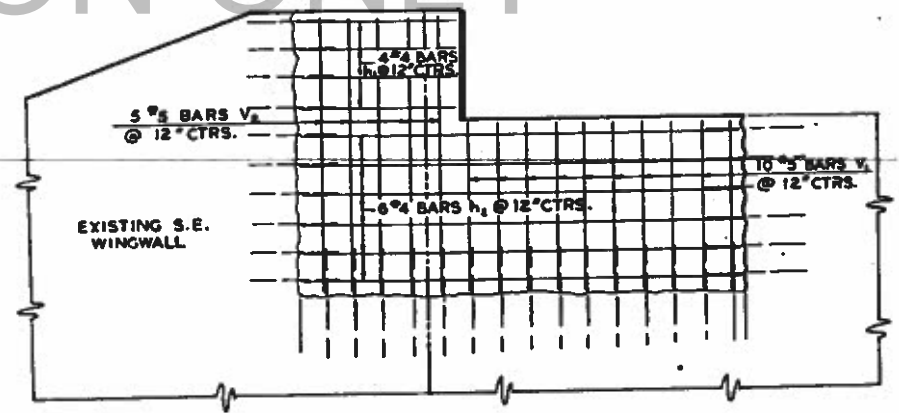
NOTE: EXISTING REINFORCEMENT SHALL BE CLEANED BEFORE INCORPORATING INTO NEW CONSTRUCTION

FOR INFORMATION ONLY

THE TWO CONCRETE DECK BEAMS LOCATED ABOVE THE RECONSTRUCTION AREA SHALL BE SUPPORTED AT ALL TIMES.



~ AREA TO BE REMOVED - SOUTH ABUTMENT ~



~ REINFORCEMENT DETAIL ~
(AREA OF REMOVAL)

~ BILL OF MATERIAL ~

BAR	NO.	SIZE	LENGTH	SHAPE
h ₁	4	#4	4'-3"	—
h ₂	6	#4	15'-0"	—
V ₁	10	#5	5'-10"	—
V ₂	5	#5	9'-7"	—
ITEM	QTY.	UNIT		
REINFORCEMENT BARS	182	LBS.		
CLASS X CONCRETE	4.5	CU. YDS.		
CONCRETE REMOVAL	4.5	CU. YDS.		

PLAN VIEW , DETAILS OF REMOVAL , & BILL OF MATERIAL