


F.A.T. RTE.	SECTION	COUNTY	TOTAL SHEETS	SHEET NO.
80	37-1HBR-1	HENRY	133	43
STA. 471+00.000		TO STA. 477+00.000		
FED. ROAD DIST. NO.		ILLINOIS	FED. AID PROJECT	

# I-80 STAGE II

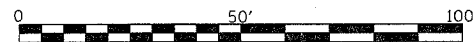
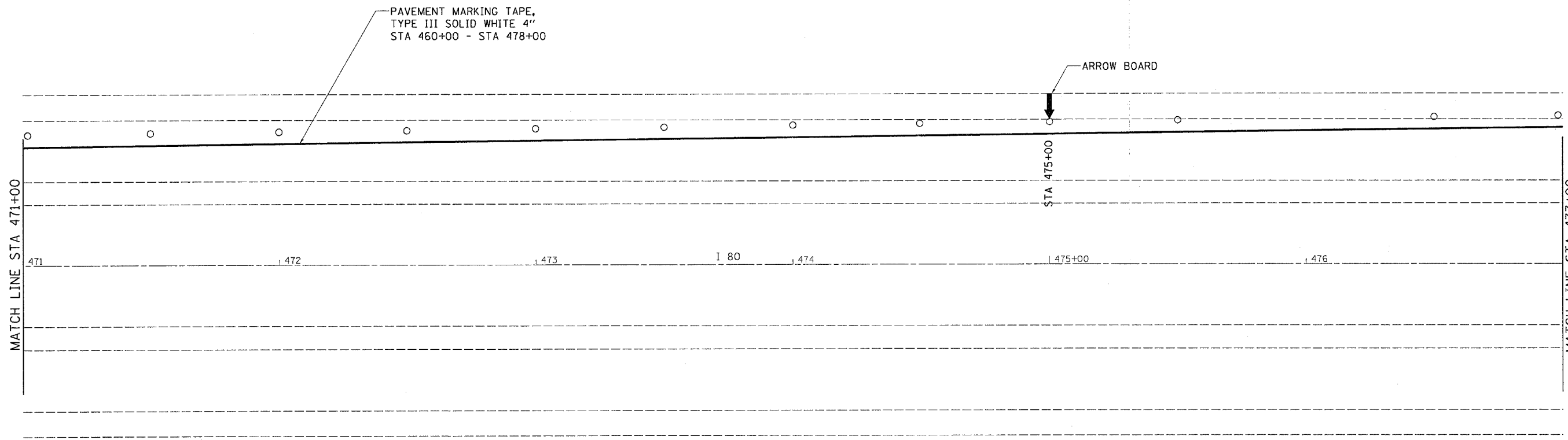


### Stage II

1. Relocate temporary concrete barrier wall and temporary impact attenuators as shown on the plans, per manufacturer specifications, Special Provisions, and Standard Specifications using Traffic Control and Protection Standard 701400 & 701406.
2. Outside bridge pier removal, slope wall removal & replacement, culvert removal and replacement, shoulder repair, and guardrail removal operations on I-80 shall be completed using Traffic Control and Protection Standard 701400 & 701402, Special Provisions, Standard Specifications, and as shown on the project plans.

### Stage III

1. Install bridge beams using Traffic Control and Protection (Special), Special Provisions, and Standard Specifications.
2. All shaping & grading of ditches, seeding, and mulch work shall be conducted using Traffic Control and Protection Standard 701101, Special Provisions, Standard Specifications, and as shown on the project plans.
3. All pavement marking operations (placement, removal, replacement) on I-80 shall be completed using Traffic Control and Protection Standard 701401 OR 701406, Special Provisions, Standard Specifications, and as shown on the project plans.



STAGE II NOTES:  
SEE STANDARDS 701400-02, & 7011402-05

- STA 478+00 - STA 468+00 DIRECTION INDICATOR BARRICADE WITH STEADY BURN MONODIRECTIONAL LIGHT

REVISIONS	
NAME	DATE

ILLINOIS DEPARTMENT OF TRANSPORTATION

SCALE: VERT. \_\_\_\_\_  
HORIZ. \_\_\_\_\_

DATE \_\_\_\_\_

DRAWN BY \_\_\_\_\_  
CHECKED BY \_\_\_\_\_

PLOT DATE = Fri Sep 01 10:06:34 2006  
FILE NAME = c:\pwork\sta213106\st13106.dgn  
PLOT SCALE = 28.0000' / IN.  
USER NAME = reeveslj