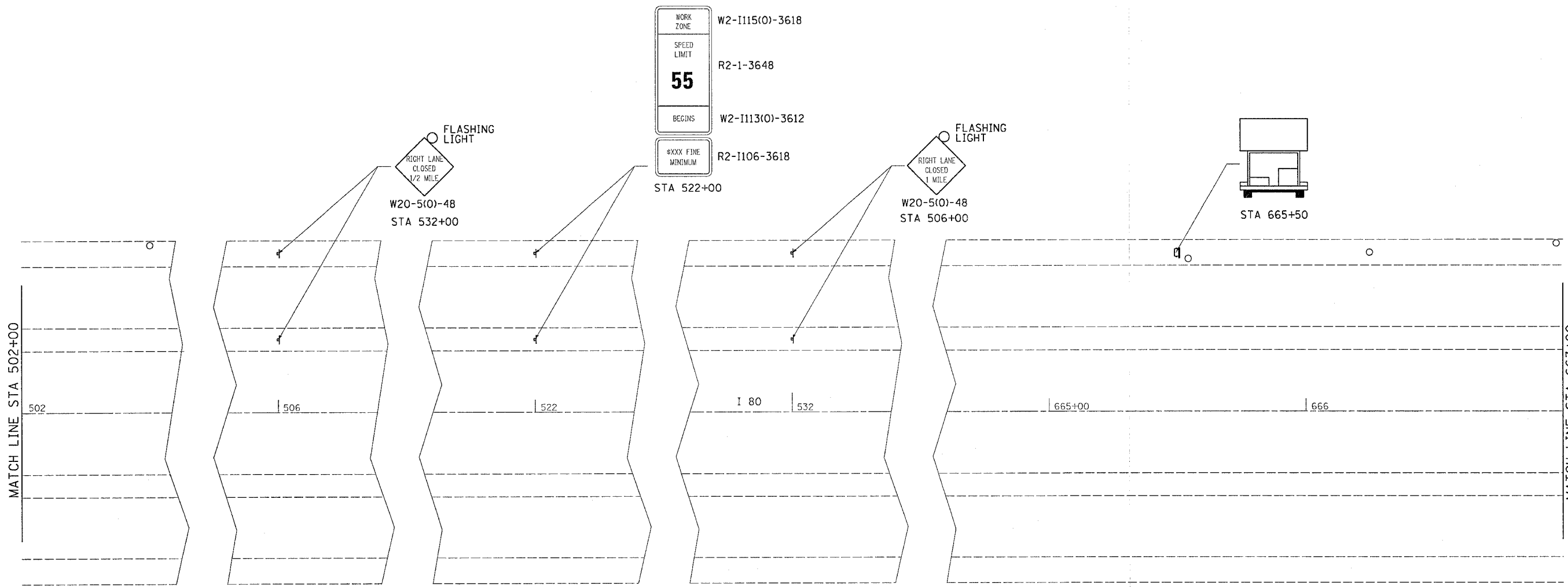



F.A.I. RTE.	SECTION	COUNTY	TOTAL SHEETS	SHEET NO.
80	37-1HBR-1	HENRY	133	45
STA. 502+00.000 TO STA. 667+00.000				
FED. ROAD DIST. NO. ILLINOIS FED. AID PROJECT				

I-80 STAGE II



Stage II


1. Relocate temporary concrete barrier wall and temporary impact attenuators as shown on the plans, per manufacturer specifications, Special Provisions, and Standard Specifications using Traffic Control and Protection Standard 701400 & 701406.
2. Outside bridge pier removal, slope wall removal & replacement, culvert removal and replacement, shoulder repair, and guardrail removal operations on I-80 shall be completed using Traffic Control and Protection Standard 701400 & 701402, Special Provisions, Standard Specifications, and as shown on the project plans.

Stage III

1. Install bridge beams using Traffic Control and Protection (Special), Special Provisions, and Standard Specifications.
2. All shaping & grading of ditches, seeding, and mulch work shall be conducted using Traffic Control and Protection Standard 701101, Special Provisions, Standard Specifications, and as shown on the project plans.
3. All pavement marking operations (placement, removal, replacement) on I-80 shall be completed using Traffic Control and Protection Standard 701401 OR 701406, Special Provisions, Standard Specifications, and as shown on the project plans.

STAGE II NOTES:
SEE STANDARDS 701400-02, & 7011402-05

- TYPE II BARRICADE, DRUM, OR VERTICAL BARRICADE WITH MONODIRECTIONAL FLASHING LIGHT



REVISIONS		ILLINOIS DEPARTMENT OF TRANSPORTATION
NAME	DATE	
SCALE: VERT. DATE: HORIZ.		DRAWN BY CHECKED BY

PLOT DATE = Fri Sep 01 10:16:34 2006
 FILE NAME = c:\np\projects\23100\dl3100r1s.dgn
 PLOT SCALE = 20.00000 / IN.
 USER NAME = rennesl.j