

STATE OF ILLINOIS  
DEPARTMENT OF TRANSPORTATION

ROUTE NO.	SECTION	COUNTY	SHEET NO.	SHEET NO.
FAP 840	#	IROQUOIS	39	19
FED. ROAD DIST. NO.		ILLINOIS	FED. AID PROJECT	
66647		123-BR-1		

**GENERAL NOTES**

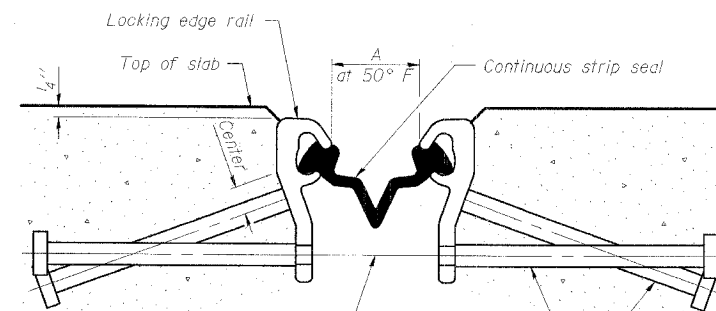
The strip seal shall be made continuous and shall have a minimum thickness of  $\frac{1}{4}$ ". The configuration of the strip seal shall match the configuration of the Locking Edge Rails.

The height and thickness of the Locking Edge Rails shown are minimum dimensions. The actual configuration of the Locking Edge Rails and matching strip seal may vary from manufacturer to manufacturer. Flanged edge rails will not be allowed.

Locking Edge Rails may be spliced at slope discontinuities and stage construction joints.

The manufacturer's recommended installation methods shall be followed.

\* Omit weld at seal opening.

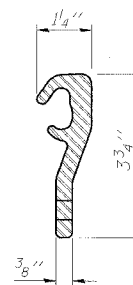


$\frac{7}{16}$ "  $\phi$  holes at 4'-0" cts. for  $\frac{3}{8}$ "  $\phi$  bolts. All bolts shall be burned, sawed, or chipped off flush with the plates after forms are removed, typ.

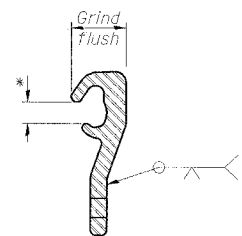
Place  $\frac{1}{2}$ "  $\phi$  x 6" granular or solid flux filled headed studs conforming to Article 1006.32 of the Std. Specs., automatically end welded at 1'-0" alt. cts.

**SECTION THRU STRIP SEAL JOINT  
FOR OVERLAY OVER DECK BEAMS**

Required Strip Seal rated movement	"A"
1"	$1\frac{1}{8}$ "
2"	$1\frac{3}{4}$ "



**LOCKING EDGE RAIL**



**LOCKING EDGE RAIL SPLICE**

**ESCA**  
CONSULTANTS, INC.

DESIGNED BY:	FMA	04/06
DRAWN BY:	HAG/cj	04/06
CHECKED BY:	ELH/MTD	09/06
APPROVED BY:	RDP	09/06

**STRIP SEAL EXPANSION JOINT  
IL 49 OVER PIGEON CREEK  
FAP ROUTE 840 - SECTION 123-BR-1  
IROQUOIS COUNTY  
STATION 135+74.00  
STRUCTURE NO. 038-0174**