F.A.I. RTE.	SECTION	COUNTY	TOTAL SHEETS	SHEET NO.
74	(14-1)1	CHAMPAIGN	22	18
		CONTRACT NO. 70622		

STATE OF ILLINOIS
DEPARTMENT OF PUBLIC WORKS & BUILDINGS
DIVISION OF HIGHWAYS

FOR INFORMATION ONLY
NOT FOR CONSTRUCTION

ROUTE NO.	SECTION	COUNTY	TOTAL SHEETS	SHEET NO.
F.A. 39	14-VB	CHAMPAIGN	20	11
	14-VF		16	11
FED. ROAD DIST. NO. 7	ILLINOIS	FED. AID PROJECT		

SHEET NO. 8
16 SHEETS

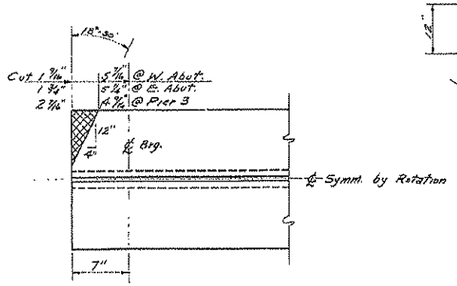

FLANGE CUTS

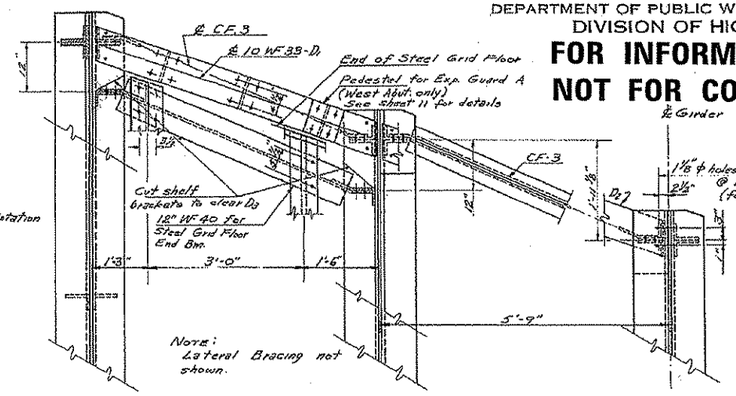

PLAN VIEW - END OF GIRDERS @ W. ABUT.

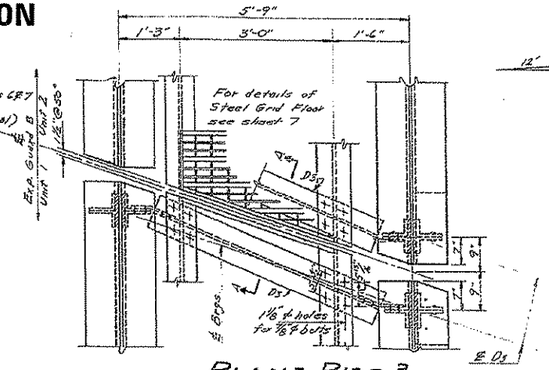

PLAN - PIER 3
(Girders 1 & 2)
(Girders 11 & 12 Similar)

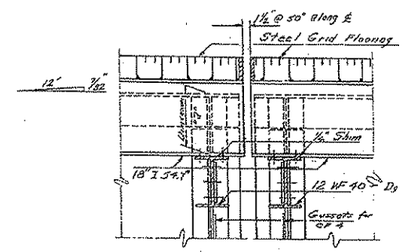

SECTION A-A

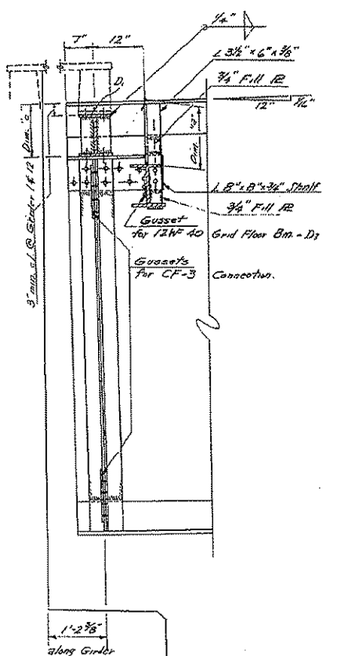

WEST ABUT.
Girder 1

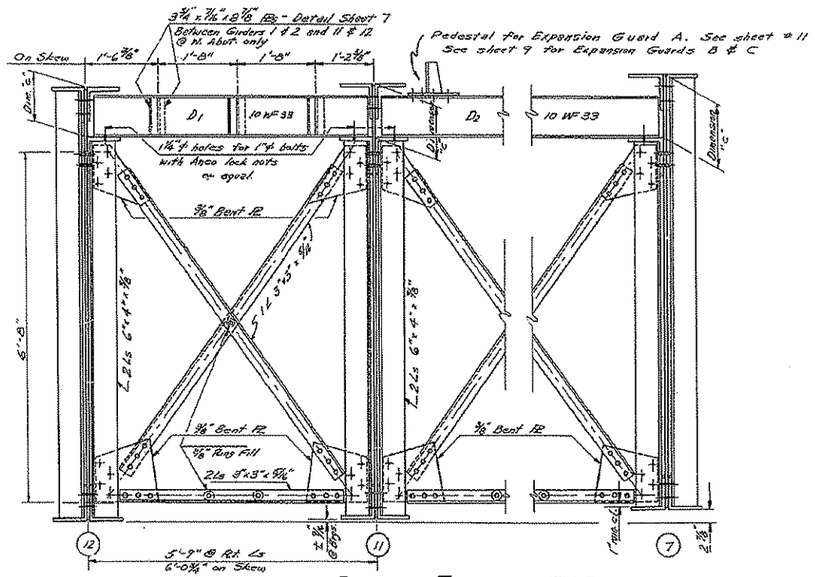

CROSS FRAME CF-3
Looking West at West Abutment
Other CF-3 Similar or Reversed

NOTE: D2 similar to D2 without pedestal holes.

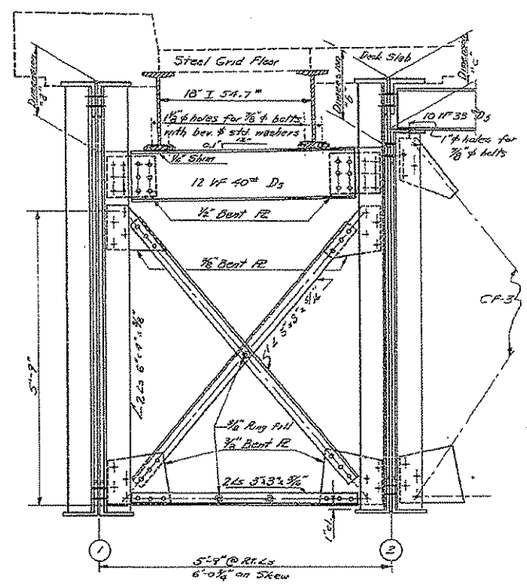

CROSS FRAME CF-4

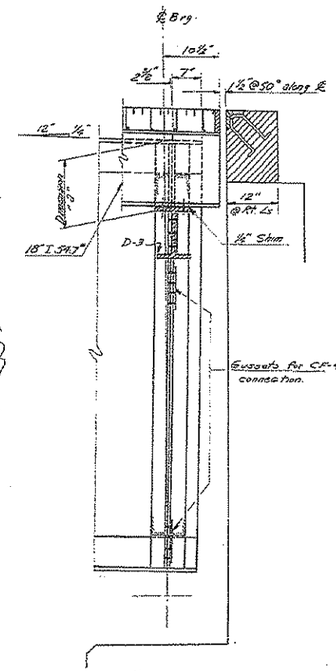

GIRDER #1 @ E. ABUT.

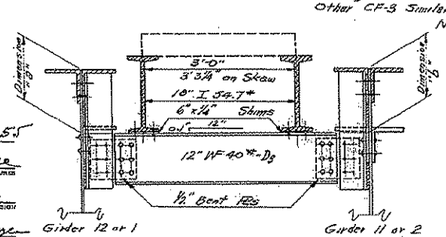

END BEAM FOR STEEL GRID FLOOR - D3

NOTE: For dimensions "a", "b" & "c" see sheet no. 9

DESIGNED	F. B. Nelson	
CHECKED	M. G. Peter	
DRAWN	F. B. N.	S. L. Ogilvie
CHECKED	M. G. Peter	

Sept. 23, 1955
EXAMINED V. M. Pomeine — ENGINEER OF BRIDGE AND TRAFFIC STRUCTURES
PASSED — ENGINEER OF DESIGN
APPROVED — CHIEF HIGHWAY ENGINEER

END FRAMING DETAILS
I.C. R.R. OVERHEAD
F.A. RT. 39 SEC. 14-VB-VF
CHAMPAIGN COUNTY
STATION 219+00.55