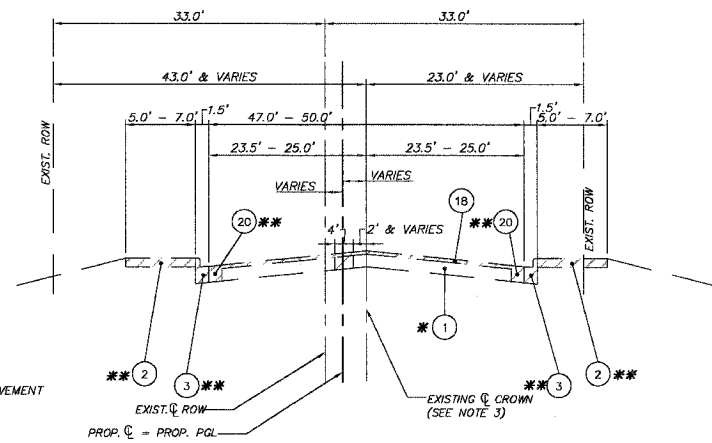


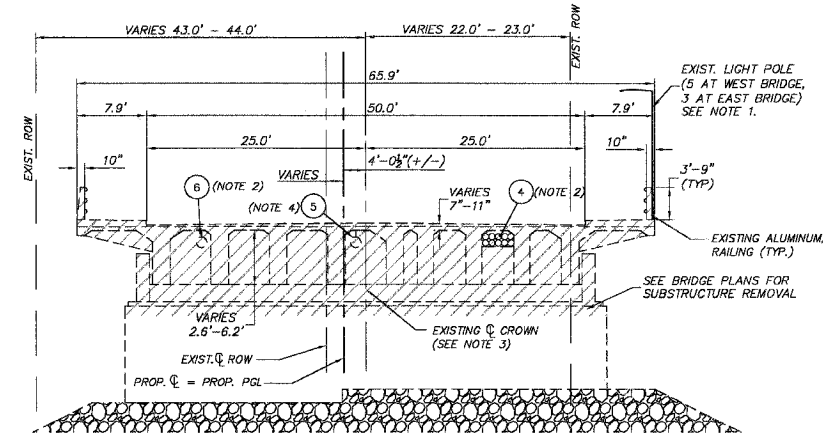
F.A.P. RTE.	SECTION	COUNTY	TOTAL SHEETS	SHEET NO.
1517	03-00247-00-BR	KANE	121	5
STA.		TO STA.		
FED. ROAD DIST. NO. 1		ILLINOIS HIGHWAY PROJECT		
CONTRACT # 83867				



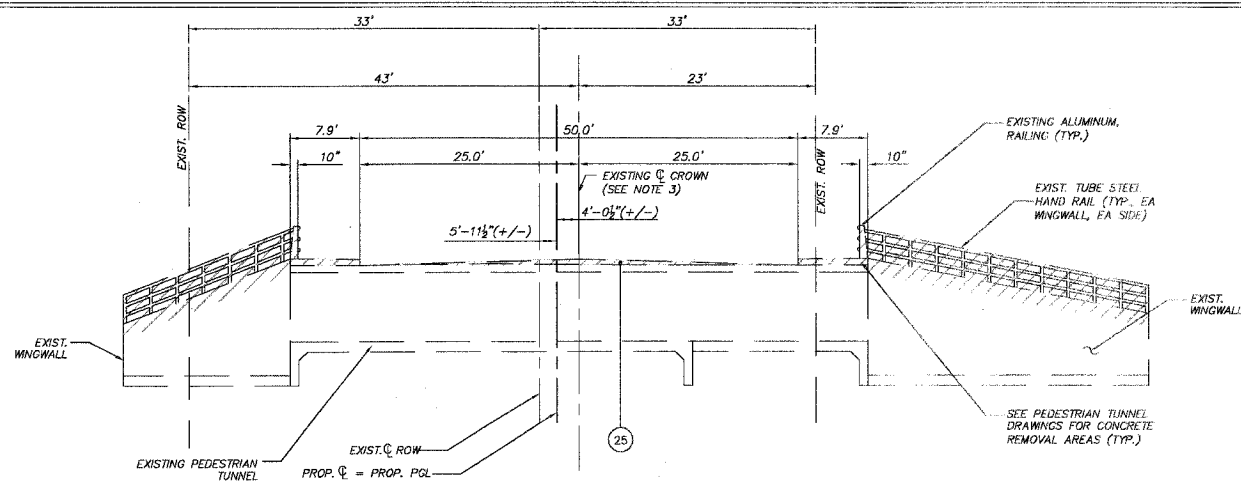
EXISTING CONCRETE BRIDGE APPROACH PAVEMENT
 STA. 113+08 TO STA. 113+38
 STA. 116+38 TO STA. 116+81
 STA. 116+96 TO STA. 117+11
 STA. 118+52 TO STA. 118+82
 STA. 120+32 TO STA. 120+62

NOT REQUIRED STA. 105+75 TO STA. 109+02
 AND STA. 123+68 TO STA. 124+95 (SEE
 REMOVAL PLAN AND PLAN AND PROFILES)

STA. 105+75 TO STA. 113+08
 STA. 117+11 TO STA. 118+52
 STA. 120+62 TO STA. 124+95



ILLINOIS AVENUE BRIDGE - EXISTING TYPICAL SECTION
 STA. 113+98 TO STA. 116+98 (SN 045-6009)
 STA. 118+82 TO STA. 120+32 (SN 045-6008)




ILLINOIS AVENUE PEDESTRIAN TUNNEL - EXISTING TYPICAL SECTION
 STA. 116+81 TO STA. 116+96

LEGEND

- 1 EXISTING PAVEMENT (2 1/2" - 6" BITUMINOUS SURFACE WITH 8"-11" CONCRETE BASE COURSE)
- 2 EXISTING PCC SIDEWALK
- 3 EXISTING CONCRETE CURB AND GUTTER
- 4 EXISTING ABANDONED 10-DUCT ELECTRICAL PACKAGE (5" DIA. PVC)
- 5 EXISTING 8" GAS MAIN (TO BE RELOCATED BY OTHERS)
- 6 EXISTING ABANDONED 12" WATER MAIN
- 7 PROPOSED BITUMINOUS CONCRETE SURFACE COURSE, SUPERPAVE, MIX D, N70, 1.5"
- 8 PROPOSED BITUMINOUS CONCRETE BINDER COURSE, SUPERPAVE, IL-19, N70, 2.5"
- 9 PROPOSED PORTLAND CEMENT CONCRETE SIDEWALK 5" (SPECIAL) (SEE PCC SIDEWALK 5" (SPECIAL) AND CONCRETE BARRIER (SPECIAL) DETAIL SHEET)
- 10 PROPOSED AGGREGATE BASE 4" (CA-6 CRUSHED) (INCLUDED IN COST OF PCC SIDEWALK)
- 11 PROPOSED PORTLAND CEMENT CONCRETE SIDEWALK 5"
- 12 PROPOSED BITUMINOUS BASE COURSE, SUPERPAVE, 8"
- 13 PROPOSED SUB-BASE GRANULAR MATERIAL, TYPE B, 4"
- 14 PROPOSED TOPSOIL FURNISH AND PLACE, 6" & SODDING, SALT TOLERANT
- 15 PROPOSED POROUS GRANULAR EMBANKMENT, SUBGRADE (12" DEPTH, SEE NOTE BELOW)
- 16 PROPOSED COMBINATION CONCRETE CURB AND GUTTER, TYPE B-6.12 (MINIMUM THICKNESS OF GUTTER FLAG SHALL BE 9". ADDITIONAL AGGREGATE UNDER GUTTER FLAG SHALL BE INCLUDED IN THE COST OF COMBINATION CONCRETE CURB & GUTTER TYPE B-6.12)
- 17 PROPOSED CONCRETE SUPERSTRUCTURE (CLASS BD CONCRETE) SEE BRIDGE PLANS
- 18 BITUMINOUS SURFACE REMOVAL, 1 1/2"
- 19 PROPOSED CONCRETE MEDIAN, TYPE SB-9.12
- 20 PAVEMENT REMOVAL
- 21 PROPOSED CONCRETE BARRIER (SPECIAL) (SEE PCC SIDEWALK 5" (SPECIAL) AND CONCRETE BARRIER (SPECIAL) DETAIL SHEET)
- 22 PROPOSED PORTLAND CEMENT CONCRETE PAVEMENT, 10" (JOINTED)
- 23 PROPOSED BRIDGE APPROACH PAVEMENT
- 24 PROPOSED BRIDGE APPROACH PAVEMENT (SPECIAL)
- 25 BITUMINOUS CONCRETE REMOVAL (DECK)
- 26 PROPOSED STRIP REFLECTIVE CRACK CONTROL TREATMENT
- 27 PROPOSED LEVELING BINDER (MACHINE METHOD) SUPERPAVE N70 (THICKNESS VARIES 3/4" TO 2 1/4")

NOTES

1. WORK TO REMOVE EXISTING LIGHT POLES ON THE BRIDGES SHALL BE PAID FOR UNDER "REMOVAL OF EXISTING LIGHTING UNIT, SALVAGE." REMOVAL OF EXISTING CONDUIT, HANDHOLES, ETC. ON THE BRIDGES SHALL NOT BE PAID FOR SEPARATELY, BUT SHALL BE INCLUDED IN THE ITEM "REMOVAL OF EXISTING SUPERSTRUCTURES."
2. WORK TO REMOVE EXISTING ABANDONED 10-DUCT PACKAGE AND ABANDONED 12" WATER MAIN SHALL BE INCLUDED UNDER THE LUMP SUM UNIT PRICE FOR "REMOVAL OF EXISTING SUPERSTRUCTURES"
3. EXIST. CROWN SHOWN ON EXISTING TYPICAL SECTIONS FOR CLARITY ONLY.
4. THE CONTRACTOR SHALL VERIFY THE STATUS OF THE EXISTING 8" GAS MAIN WITH THE GAS COMPANY BEFORE BEGINNING SUPERSTRUCTURE REMOVAL



ITEMS TO BE REMOVED

REVISIONS	
NAME	DATE
7.	
6.	
5.	
4.	
3.	
2.	
1.	KMA 09-13-2006

SMITH ENGINEERING CONSULTANTS, INC.
 CIVIL/STRUCTURAL ENGINEERS AND SURVEYORS
 4600 PRIME PARKWAY, SUITE 201
 McHENRY, ILLINOIS 60050
 PH: 815-386-1770 FAX: 815-386-1781
 www.smithengineering.com E-MAIL: sec@smithengineering.com
 * McHENRY * SENECA * YORKVILLE
 ILLINOIS PROFESSIONAL DESIGN FIRM # 184-000108

ILLINOIS DEPARTMENT OF TRANSPORTATION

CITY OF AURORA
 ILLINOIS AVENUE OVER THE FOX RIVER
 EXISTING TYPICAL SECTIONS

SCALE: "NTS"
 DATE 07-28-2006

DRAWN BY MPL
 CHECKED BY RGD