

STATE OF ILLINOIS
DEPARTMENT OF TRANSPORTATION

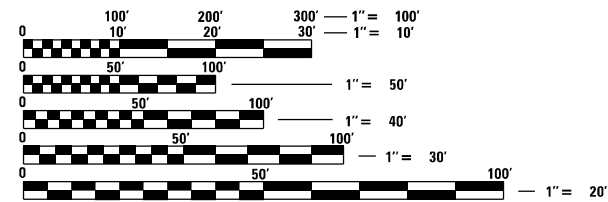
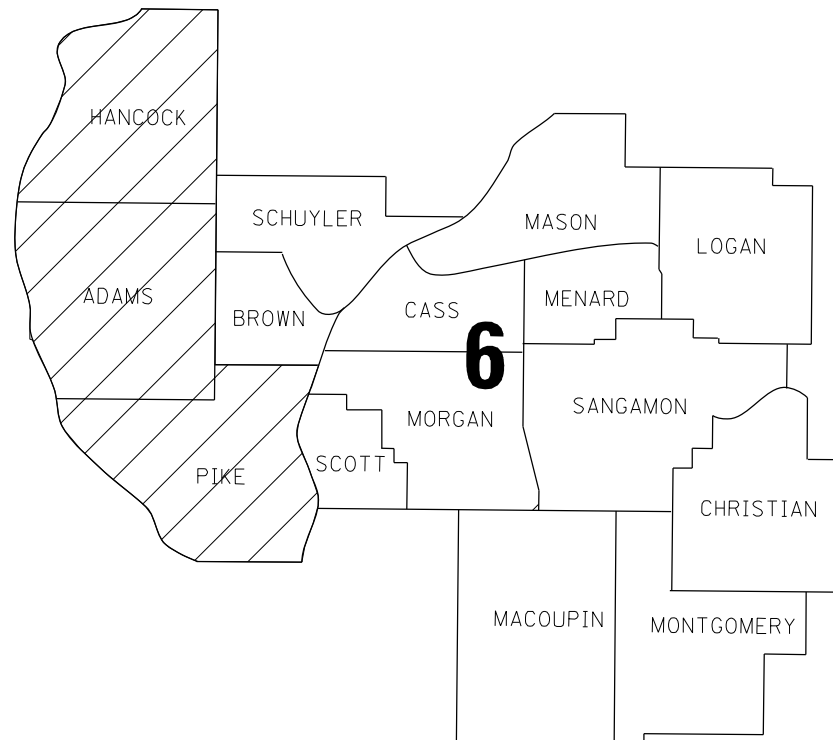
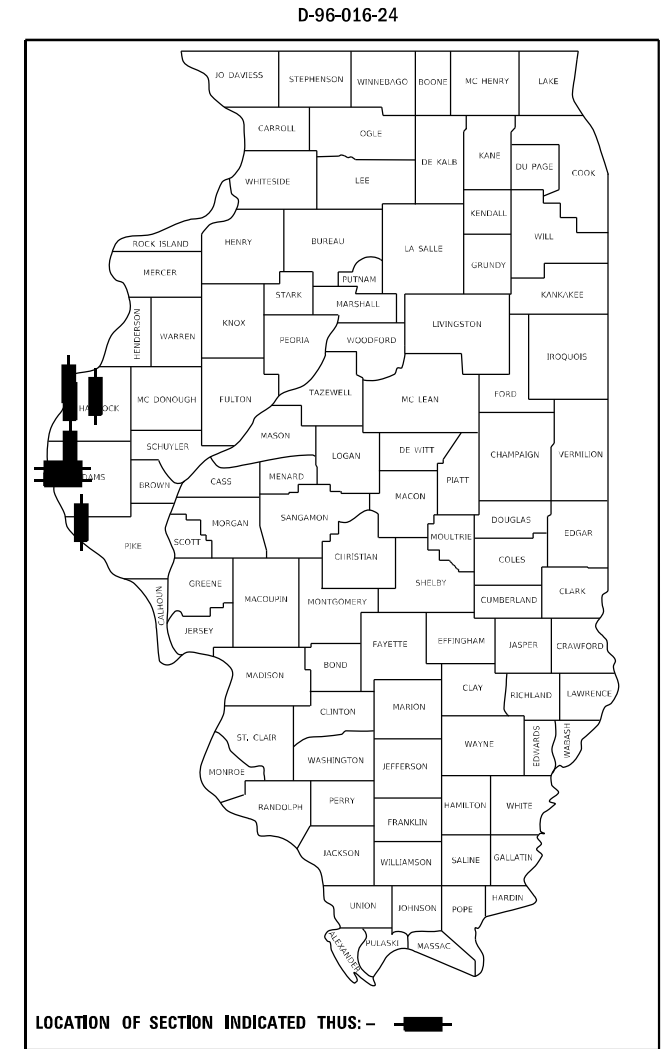
F.A. RTE.	SECTION	COUNTY	TOTAL SHEETS	SHEET NO.
VAR.	D6 BRIDGE REPAIR 2024	VARIOUS	36	1
		ILLINOIS	CONTRACT NO. 72728	

FOR INDEX OF SHEETS, SEE SHEET NO. 2

PROPOSED CONTRACT MAINTENANCE

VARIOUS ROUTES
SECTION D6 BRIDGE REPAIR 2024
PROJECT (STATE ONLY)
CONCRETE BEAM REPAIRS
VARIOUS COUNTIES

C-96-032-24



FULL SIZE PLANS HAVE BEEN PREPARED USING STANDARD ENGINEERING SCALES, REDUCED SIZED PLANS WILL NOT CONFORM TO STANDARD SCALES. IN MAKING MEASUREMENTS ON REDUCED PLANS, THE ABOVE SCALES MAY BE USED.

J.U.L.I.E.
JOINT UTILITY LOCATION INFORMATION FOR EXCAVATION
1-800-892-0123
OR 811

BRIDGE MAINTENANCE ENGINEER: BRANDON DUDLEY – (217) 785-9290

GROSS LENGTH = XX FT. = XX MILE
NET LENGTH = XX FT. = XX MILE

CONTRACT NO. 72728

STATE OF ILLINOIS
DEPARTMENT OF TRANSPORTATION

SUBMITTED October 13, 2023

[Signature]
REGIONAL ENGINEER

December 8, 2023
[Signature]
ENGINEER OF DESIGN AND ENVIRONMENT

December 8, 2023
[Signature]
DIRECTOR OF HIGHWAYS PROJECT IMPLEMENTATION

PRINTED BY THE AUTHORITY
OF THE STATE OF ILLINOIS

INDEX OF SHEETS

1	COVER SHEET
2	INDEX, STANDARDS, SIGNATURES, & GENERAL NOTES
3	SUMMARY OF QUANTITIES
4	STRUCTURE LOCATION MAP
5-9	BRIDGE PLANS - SN 001-0045
10-15	BRIDGE PLANS - SN 001-0049
16-20	BRIDGE PLANS - SN 001-0086 & 0087
21-24	BRIDGE PLANS - SN 034-0026
25-28	BRIDGE PLANS - SN 034-0030
29-32	BRIDGE PLANS - SN 034-0042
33-36	BRIDGE PLANS - SN 075-0155


STANDARDS


- 000001-08
- 001001-02
- 001006
- 701001-02
- 701006-05
- 701101-05
- 701106-02
- 701201-05
- 701301-04
- 701400-12
- 701401-13
- 701901-09

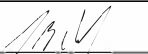
GENERAL NOTES:

ANY FD PATCHES LEFT OPEN OVERNIGHT SHALL BE COVERED WITH STEEL PLATES.

**STATE OF ILLINOIS
DEPARTMENT OF TRANSPORTATION
DIVISION OF HIGHWAYS
DISTRICT 6**

EXAMINED September, 20 20 23

 ENGINEER OF OPERATIONS

EXAMINED October, 3 20 23

 ENGINEER OF PROJECT IMPLEMENTATION

EXAMINED October, 6 20 23

 ENGINEER OF PROGRAM DEVELOPMENT

MODEL: Default
FILE NAME: S:\Ipadest\bridgeplans_CAD\72728 - PFC Lbeam repairs\ipadest.dgn

REV. - MS

	USER NAME = Brandon.Dudley	DESIGNED -	REVISED -	STATE OF ILLINOIS DEPARTMENT OF TRANSPORTATION	INDEX OF SHEETS, GENERAL NOTES, HIGHWAY STANDARDS, & SIGNATURES	F.A. RTE.	SECTION	COUNTY	TOTAL SHEETS	SHEET NO.
		DRAWN -	REVISED -			VAR.	D6 BRIDGE REPAIR 2024	VARIOUS	36	2
	PLOT SCALE = 100.0000' / in.	CHECKED -	REVISED -			CONTRACT NO. 72728				
	PLOT DATE = 10/11/2023	DATE -	REVISED -		SCALE:	ILLINOIS FED. AID PROJECT				
					SHEET	OF SHEETS STA. TO STA.				

CODE NO.	ITEM	UNIT	TOTAL QUANTITY	0-02178-6027	0-02178-6027	0-02178-6027	0-02178-6027	0-02178-6027	0-02178-6027	0-02178-6027
				SN 001-0045	SN 001-0049	001-0086/87	SN 034-0026	SN 034-0030	SN 034-0042	SN 075-0155
				100% STATE	100% STATE	100% STATE	100% STATE	100% STATE	100% STATE	100% STATE
				BRIDGE/URBAN 0047 ADAMS	BRIDGE/RURAL 0047 ADAMS	BRIDGE/RURAL 0047 ADAMS	BRIDGE/RURAL 0047 HANCOCK	BRIDGE/RURAL 0047 HANCOCK	BRIDGE/RURAL 0047 HANCOCK	BRIDGE/RURAL 0047 PIKE
50102400	CONCRETE REMOVAL	CU YD	3.9	1.3	1.2	0	0	0	0	1.4
59300100	CONTROLLED LOW-STRENGTH MATERIAL	CU YD	5	0	0	5	0	0	0	0
67100100	MOBILIZATION	L SUM	1	0.14	0.15	0.15	0.14	0.14	0.14	0.14
70100450	TRAFFIC CONTROL AND PROTECTION, STANDARD 701201	L SUM	1	0.16	0.17	0	0.16	0.17	0.17	0.17
70100800	TRAFFIC CONTROL AND PROTECTION, STANDARD 701401	L SUM	1	0	0	1	0	0	0	0
X0325748	ACRYLIC COATING	SQ YD	105	24	20	19	8	16	9	9
X0325749	FIBER WRAP	SQ FT	1031	241	198	191	77	155	85	84
X5060704	CLEANING AND PAINTING EXPOSED REBAR	SQ FT	125	20	18	55	15	0	0	17
Z0001700	APPROACH SLAB REPAIR (FULL DEPTH)	SQ YD	1	0	0	1	0	0	0	0
Z0012754	STRUCTURAL REPAIR OF CONCRETE (DEPTH EQUAL TO OR LESS THAN 5 INCHES)	SQ FT	197	20	4	0	10	150	13	0
Z0043800	PRECAST PRESTRESSED I-BEAM REPAIR	SQ FT	356	73	66	91	21	49	22	34

MODEL: Default
 FILE NAME: S:\Bids\Bridges\Rebars_CAD\72728 - R/C Lbeam - cons\rip\shheet.dgn

USER NAME = Brandon.Dudley	DESIGNED -	REVISED -
	DRAWN -	REVISED -
PLOT SCALE = 100,0000 ' / in.	CHECKED -	REVISED -
PLOT DATE = 10/11/2023	DATE -	REVISED -

STATE OF ILLINOIS
DEPARTMENT OF TRANSPORTATION

SUMMARY OF QUANTITIES			
SCALE:	SHEET	OF	SHEETS
	STA.	TO	STA.

F.A. RTE.	SECTION	COUNTY	TOTAL SHEETS	SHEET NO.
VAR.	D6 BRIDGE REPAIR 2024	VARIOUS	36	3
			CONTRACT NO. 72728	
		ILLINOIS FED. AID PROJECT		

SN 034-0026
IL 96 OVER
LARRY CREEK
5.3 MI N US 136

SN 034-0030
IL 96 OVER
CHANEY CREEK
0.5 MI N US 136

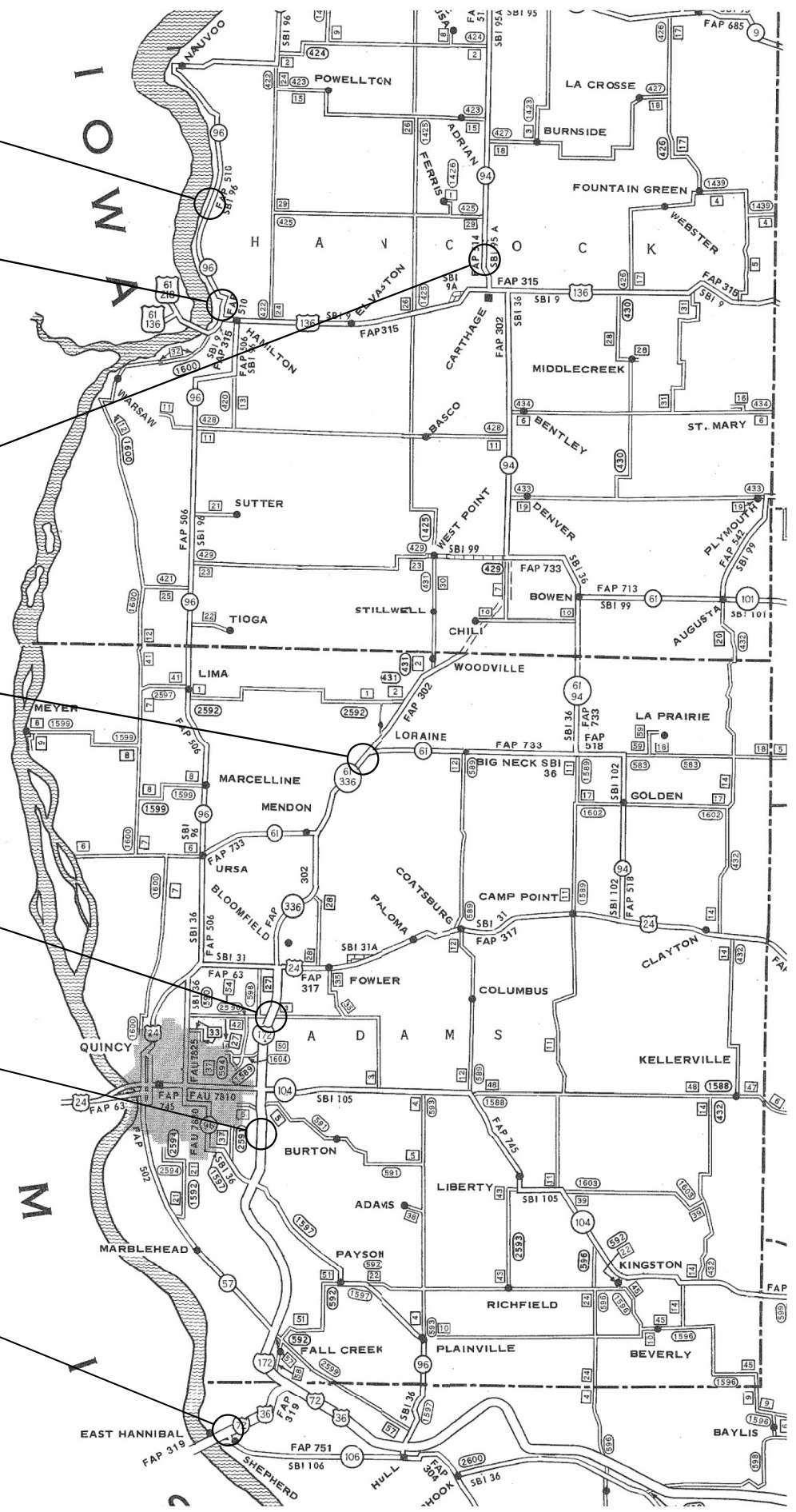
SN 034-0042
IL 94 OVER
LONG CREEK
1.1 MI N US 136

SN 001-0086 & 0087
IL 336 OVER
S FORK BEAR CREEK
0.6 MI S IL 61

SN 001-0049
ELLINGTON RD/CH 3
OVER I-172
2.1 MI S US 24

SN 001-0045
W ST ANTHONY ST/TR 423
OVER I-172
1.8 MI N IL 96

SN 075-0155
IL 106 OVER I-72
1.2 MI E MISSISSIPPI R.



MODEL: D:\p\h\l...
FILE: MARLE_S:\Addresses\Bridges\adams_CAD\72728 - RPT: Lbeam: eastadams\adamsheet.dgn

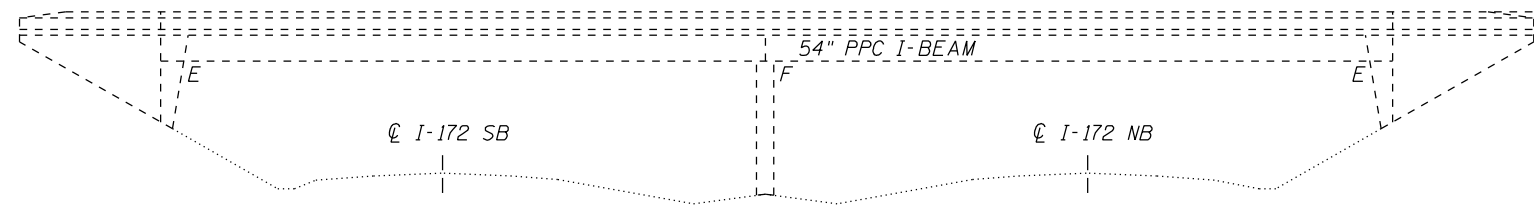
USER NAME = Brandon.Dudley	DESIGNED -	REVISED -
	DRAWN -	REVISED -
PLOT SCALE = 100,0000' / in.	CHECKED -	REVISED -
PLOT DATE = 10/11/2023	DATE -	REVISED -

**STATE OF ILLINOIS
DEPARTMENT OF TRANSPORTATION**

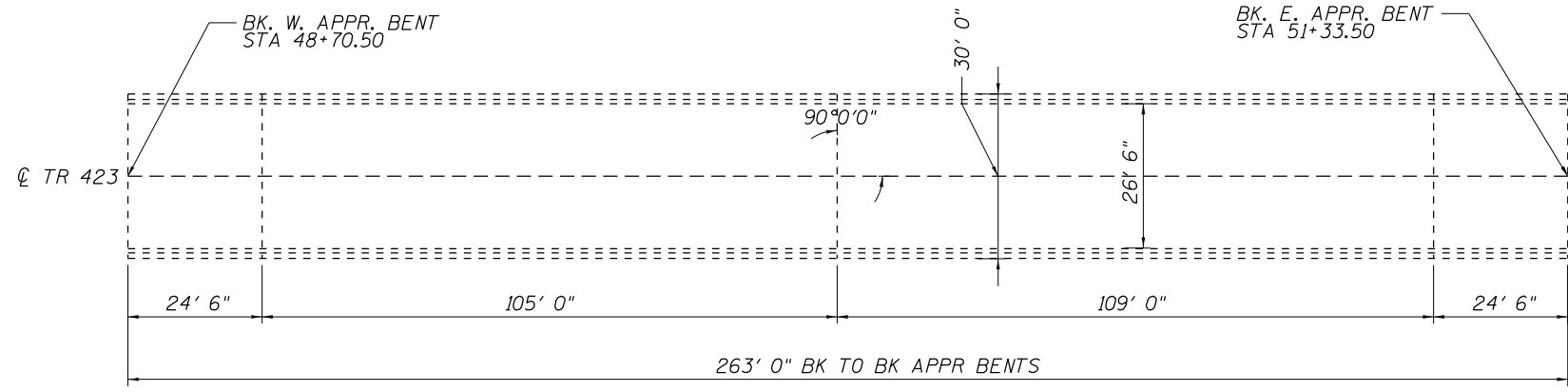
STRUCTURE LOCATION MAP

SCALE: SHEET OF SHEETS STA. TO STA.

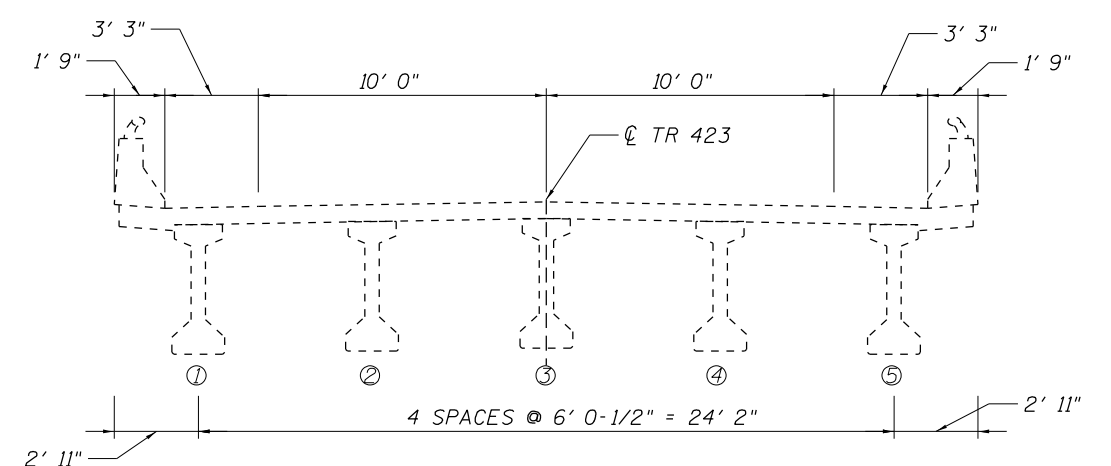
F.A. RTE.	SECTION	COUNTY	TOTAL SHEETS	SHEET NO.
VAR.	D6 BRIDGE REPAIR 2024	VARIOUS	36	4
			CONTRACT NO. 72728	
ILLINOIS FED. AID PROJECT				



ELEVATION



PLAN



CROSS SECTION LOOKING EAST

STRUCTURE GENERAL NOTES:

PLAN DIMENSIONS AND DETAILS RELATIVE TO EXISTING PLANS ARE SUBJECT TO NOMINAL CONSTRUCTION VARIATIONS. THE CONTRACTOR SHALL FIELD VERIFY EXISTING DIMENSIONS AND DETAILS AFFECTING NEW CONSTRUCTION AND MAKE NECESSARY APPROVED ADJUSTMENTS PRIOR TO CONSTRUCTION OR ORDERING OF MATERIALS. SUCH VARIATIONS SHALL NOT BE CAUSE FOR ADDITIONAL COMPENSATION FOR A CHANGE IN THE SCOPE OF WORK, HOWEVER, THE CONTRACTOR WILL BE PAID FOR THE QUANTITY ACTUALLY FURNISHED AT THE UNIT PRICE BID FOR THE WORK.

TOTAL BILL OF MATERIAL (001-0045)

ITEM	UNIT	QUANTITY
Concrete Removal	Cu Yd	1.3
Cleaning and Painting Exposed Rebar	Sq Ft	20
Structural Repair of Concrete (Depth Equal to or Less Than 5")	Sq Ft	20
Fiber Wrap	Sq Ft	241
Acrylic Coating	Sq Yd	24
Precast Prestressed Concrete I-Beam Repair	Sq Ft	73

MODEL: D:\p\h\l... FILE NAME: S:\b\Bridges\Bridges_CAD\72728 - PPC I-beam repair\planSheet.dgn

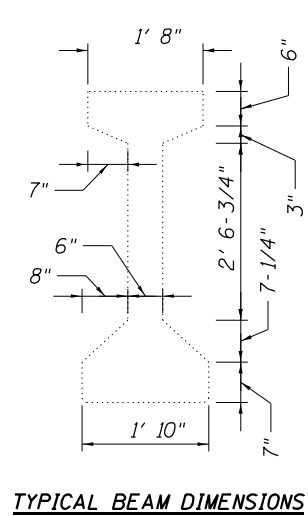
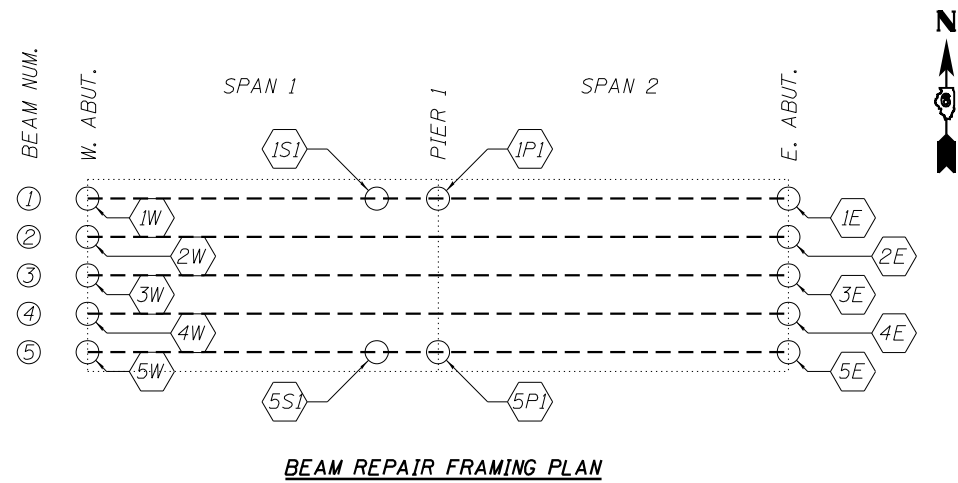
USER NAME = Brandon.Dudley	DESIGNED - BRANDON DUDLEY	REVISED -
	DRAWN - BRANDON DUDLEY	REVISED -
PLOT SCALE = 100,0000' / in.	CHECKED -	REVISED -
PLOT DATE = 10/11/2023	DATE - 8/25/2023	REVISED -

**STATE OF ILLINOIS
DEPARTMENT OF TRANSPORTATION**

**BRIDGE PLAN & ELEVATION
SN 001-0045**

SCALE: SHEET 1 OF 5 SHEETS STA. TO STA.

F.A. RTE.	SECTION	COUNTY	TOTAL SHEETS	SHEET NO.
VAR.	D6 BRIDGE REPAIR 2024	VARIOUS	36	5
			CONTRACT NO. 72728	
		ILLINOIS	FED. AID PROJECT	

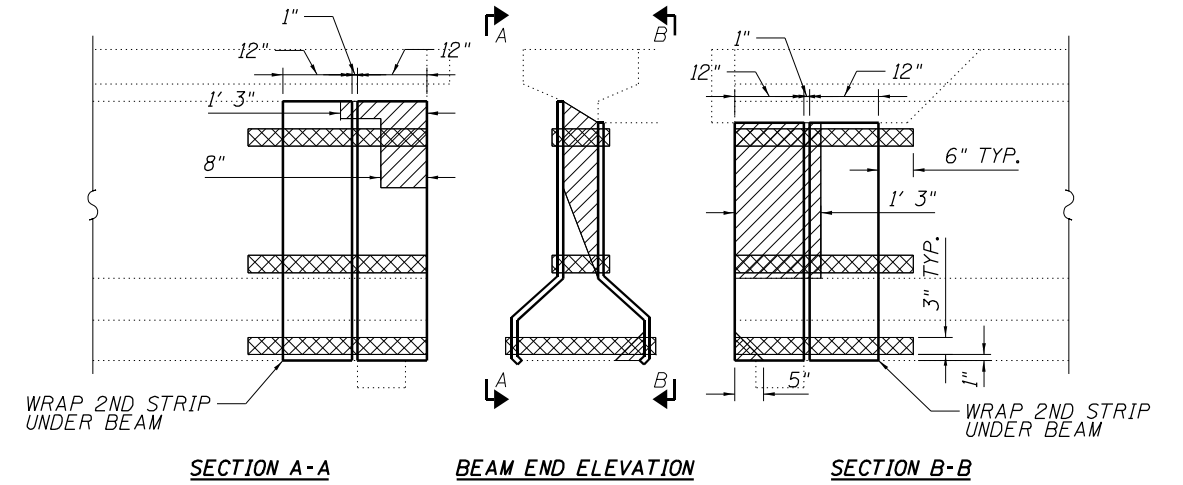


BEAM REPAIR SCHEDULE			
REPAIR	PPC I-BEAM REPAIR (SQ FT)	FIBER WRAP (SQ FT)	ACRYLIC COATING (SQ YD)
1W	4.6	22.3	2.2
2W	6.2	21.4	2.1
3W	5.8	21.4	2.1
4W	6.5	21.4	2.1
5W	7.2	22.3	2.2
1P1	0.9	3.9	0.4
1S1	4.1	10.4	1.0
5P1	6.7	14.1	1.4
5S1	5.5	15.5	1.6
1E	3.5	9.0	0.9
2E	5.4	21.4	2.1
3E	5.1	21.4	2.1
4E	6.1	13.6	1.4
5E	5.0	22.3	2.2
TOTALS:	72.6	240.4	23.8

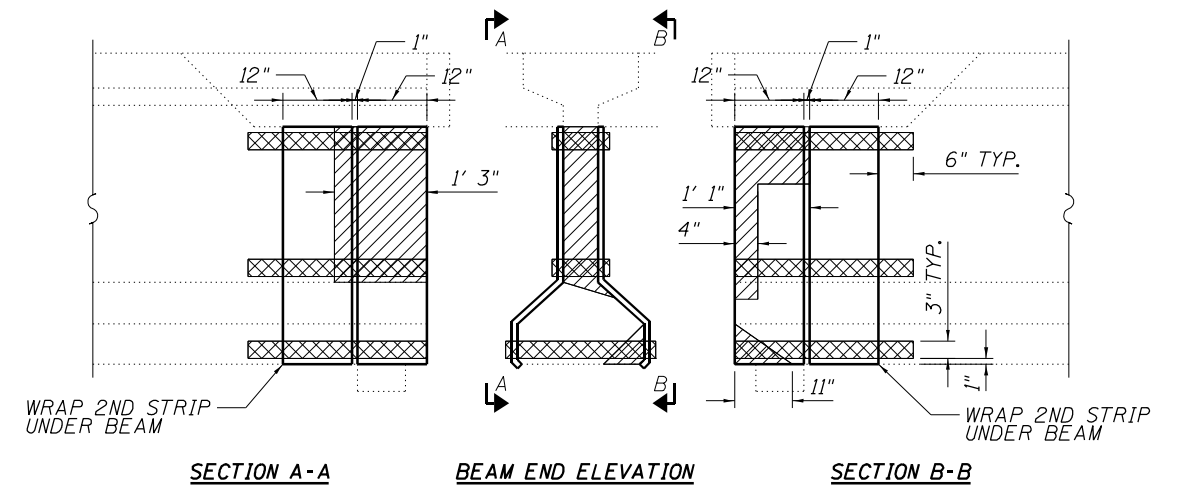


ITEM	UNIT	QUANTITY
Fiber Wrap	Sq Ft	241
Acrylic Coating	Sq Yd	24
Precast Prestressed Concrete I-Beam Repair	Sq Ft	73

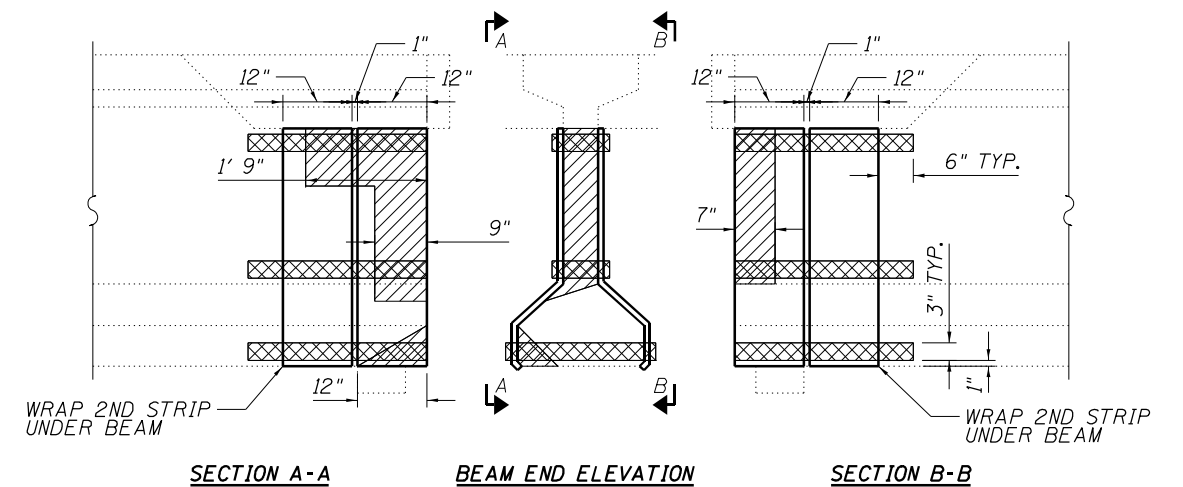
REPAIR
1W



REPAIR
2W



REPAIR
3W



STATE OF ILLINOIS
DEPARTMENT OF TRANSPORTATION

BEAM REPAIR PLAN
SN 001-0045

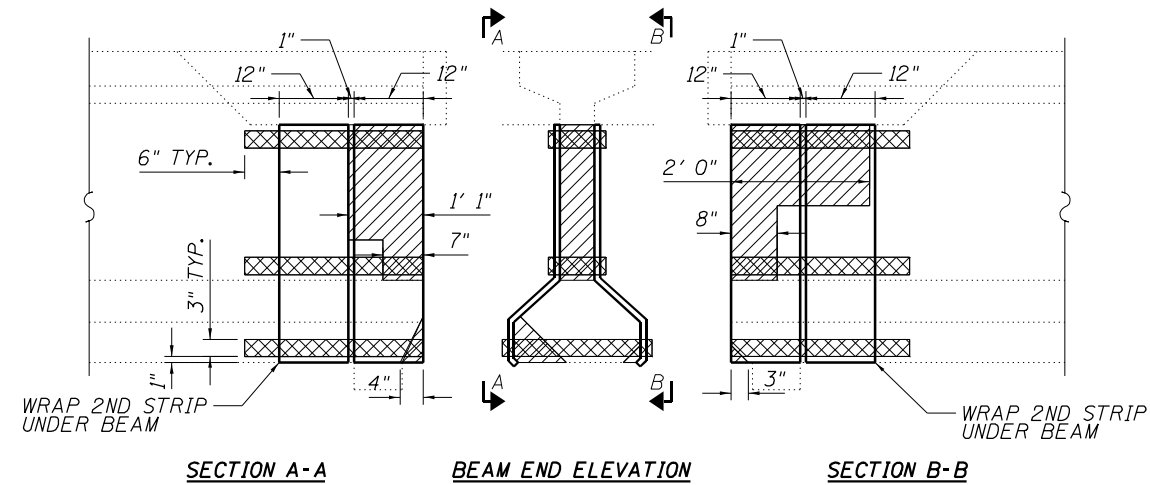
F.A. RTE.	SECTION	COUNTY	TOTAL SHEETS	SHEET NO.
VAR.	D6 BRIDGE REPAIR 2024	VARIOUS	36	6
			CONTRACT NO. 72728	
ILLINOIS FED. AID PROJECT				

SCALE: SHEET 2 OF 5 SHEETS STA. TO STA.

MODEL Path: \\...
FILE Name: S:\...
MODEL Path: S:\...
FILE Name: S:\...
MODEL Path: S:\...
FILE Name: S:\...

REPAIR

4W



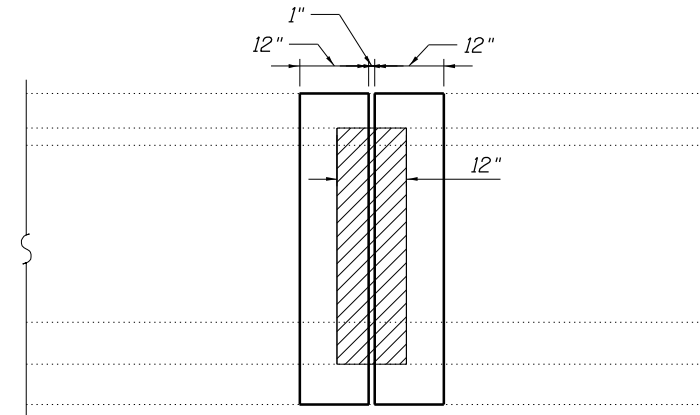
SECTION A-A

BEAM END ELEVATION

SECTION B-B

REPAIR

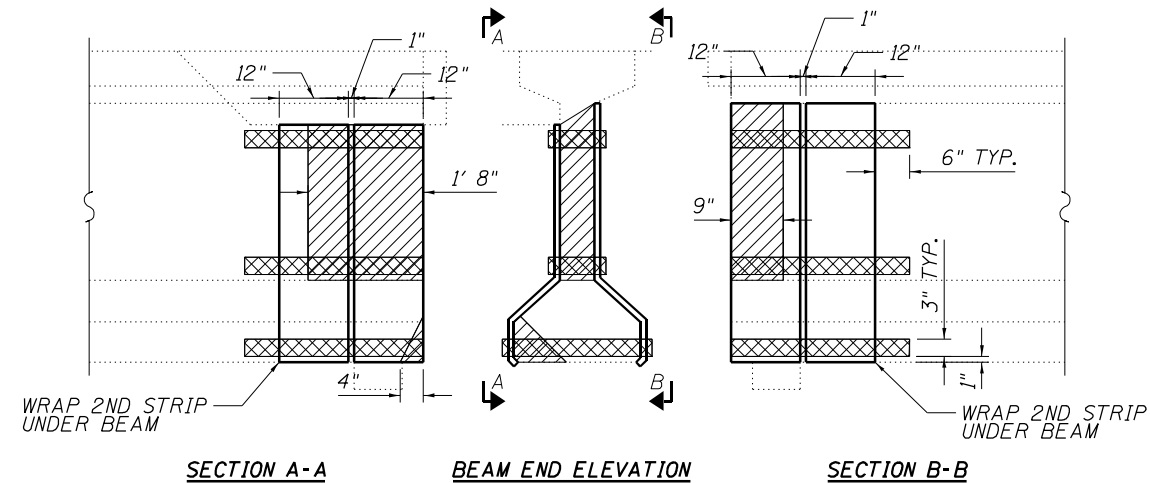
1S1



BEAM ELEVATION - NORTH FACE

REPAIR

5W



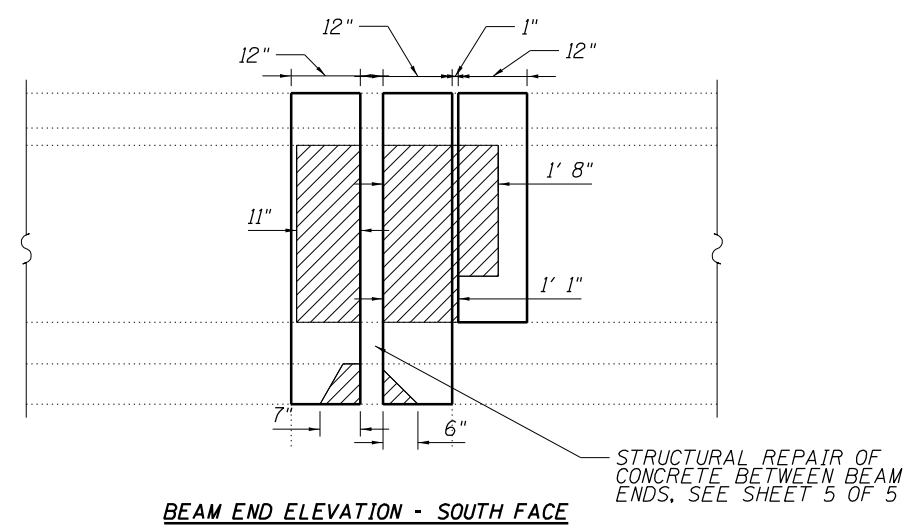
SECTION A-A

BEAM END ELEVATION

SECTION B-B

REPAIR

5P1

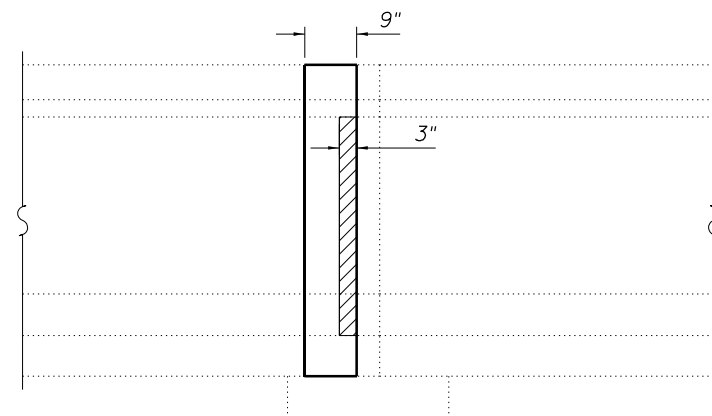


BEAM END ELEVATION - SOUTH FACE

STRUCTURAL REPAIR OF CONCRETE BETWEEN BEAM ENDS. SEE SHEET 5 OF 5

REPAIR

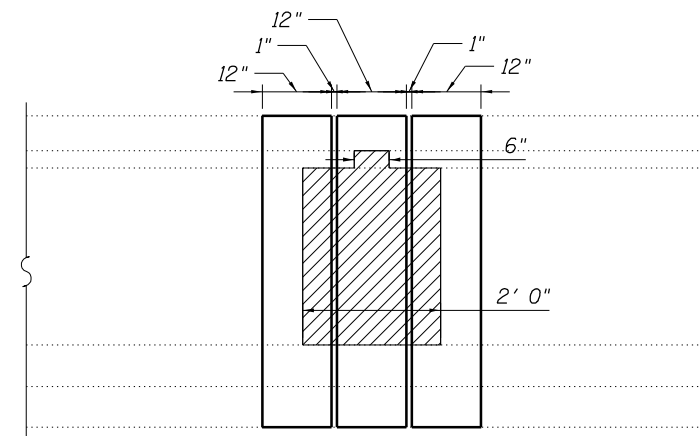
1P1



BEAM END ELEVATION - NORTH FACE

REPAIR

5S1



BEAM ELEVATION - SOUTH FACE

MODEL Path: \\s:\projects\Bridges\Bridges\CAD\72728 - R1C\beam_repair\5p1\sheet.dgn

USER NAME = Brandon.Dudley	DESIGNED -	REVISED -
PLOT SCALE = 100,0000' / in.	DRAWN -	REVISED -
PLOT DATE = 10/11/2023	CHECKED -	REVISED -
	DATE -	REVISED -

STATE OF ILLINOIS
DEPARTMENT OF TRANSPORTATION

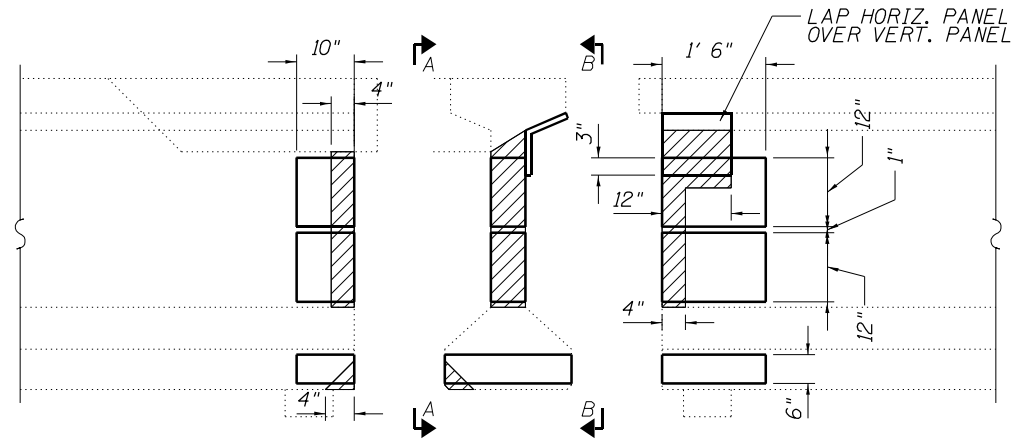
BEAM REPAIR PLAN
SN 001-0045

SCALE: SHEET 3 OF 5 SHEETS STA. TO STA.

F.A. RTE.	SECTION	COUNTY	TOTAL SHEETS	SHEET NO.
VAR.	D6 BRIDGE REPAIR 2024	VARIOUS	36	7
			CONTRACT NO. 72728	
ILLINOIS FED. AID PROJECT				

REPAIR

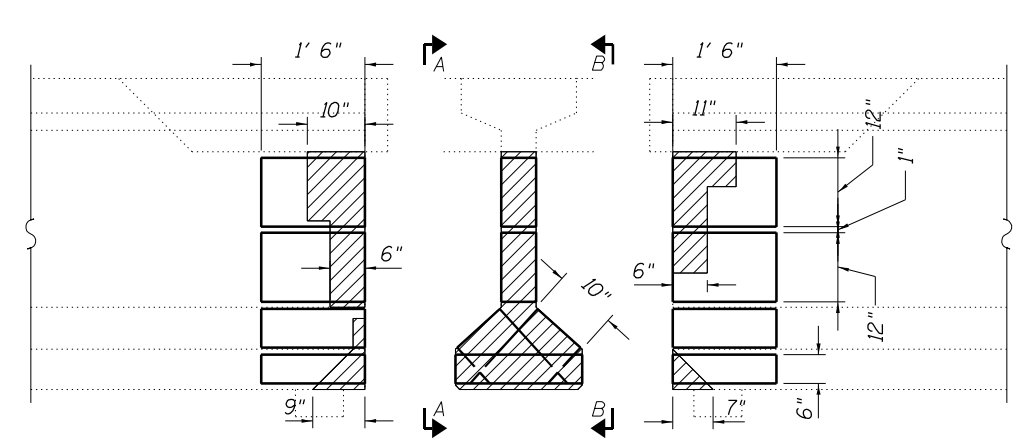
1E



SECTION A-A BEAM END ELEVATION SECTION B-B

REPAIR

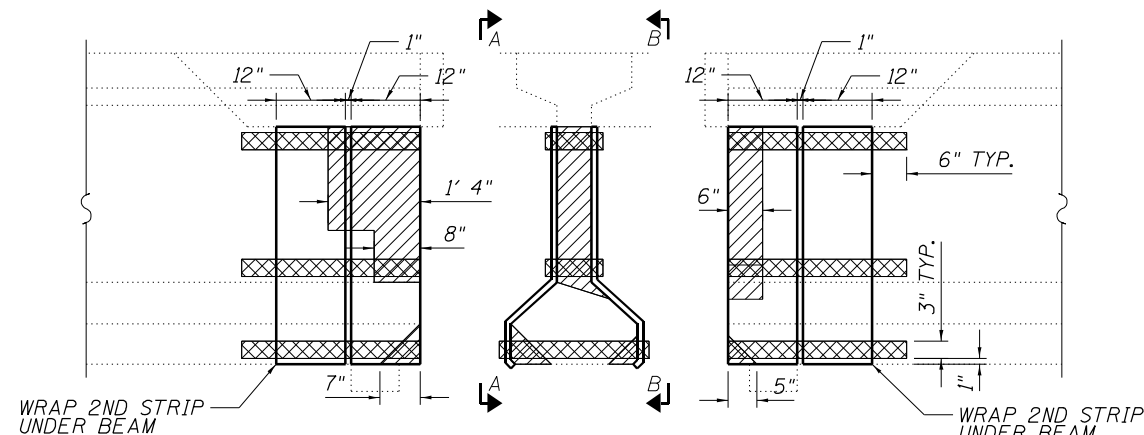
4E



SECTION A-A BEAM END ELEVATION SECTION B-B

REPAIR

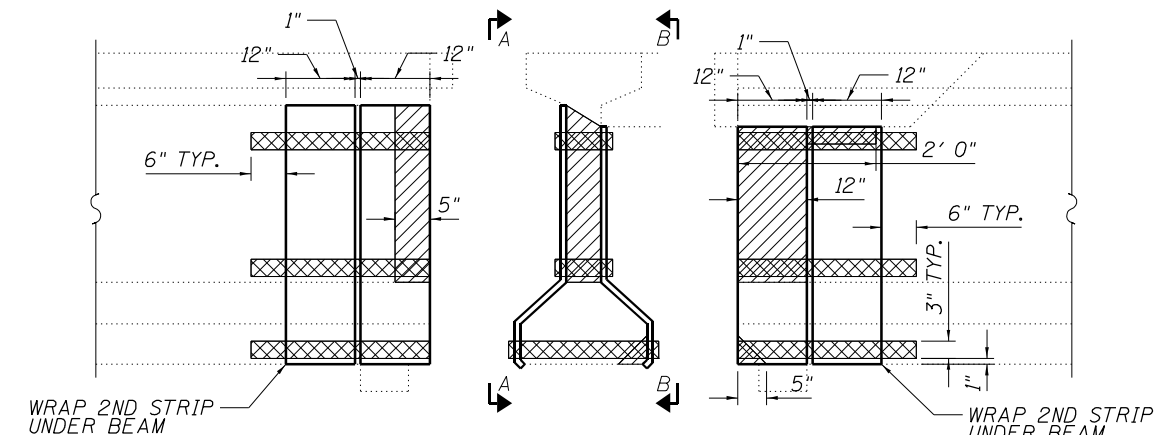
2E



SECTION A-A BEAM END ELEVATION SECTION B-B

REPAIR

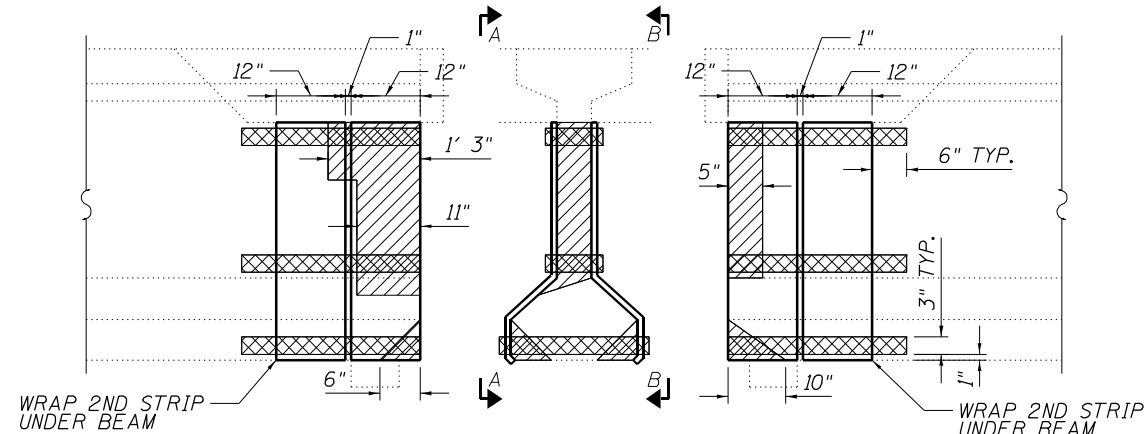
5E



SECTION A-A BEAM END ELEVATION SECTION B-B

REPAIR

3E



SECTION A-A BEAM END ELEVATION SECTION B-B

MODEL: Default
FILE NAME: S:\Bids\Bridges\Bridges\CAD\72728 - R/C Beam repair\plan\sheet.dgn

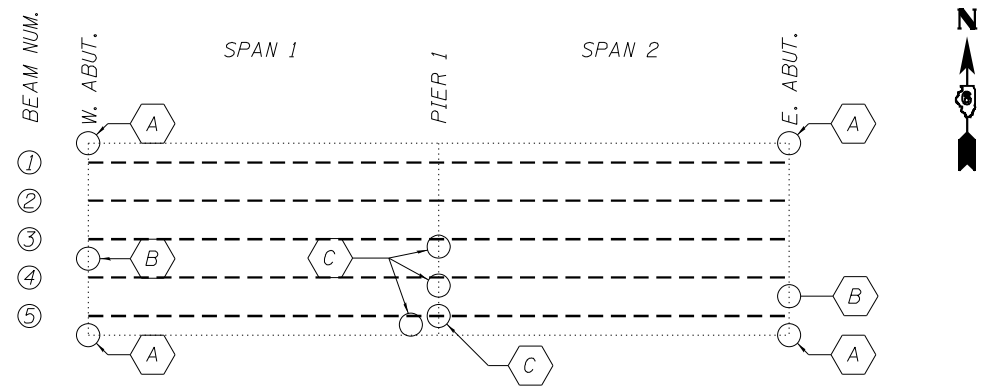
USER NAME = Brandon.Dudley	DESIGNED -	REVISED -
DRAWN -	REVISED -	REVISED -
PLOT SCALE = 100,0000' / in.	CHECKED -	REVISED -
PLOT DATE = 10/11/2023	DATE -	REVISED -

STATE OF ILLINOIS
DEPARTMENT OF TRANSPORTATION

BEAM REPAIR PLAN
SN 001-0045

SCALE: SHEET 4 OF 5 SHEETS STA. TO STA.

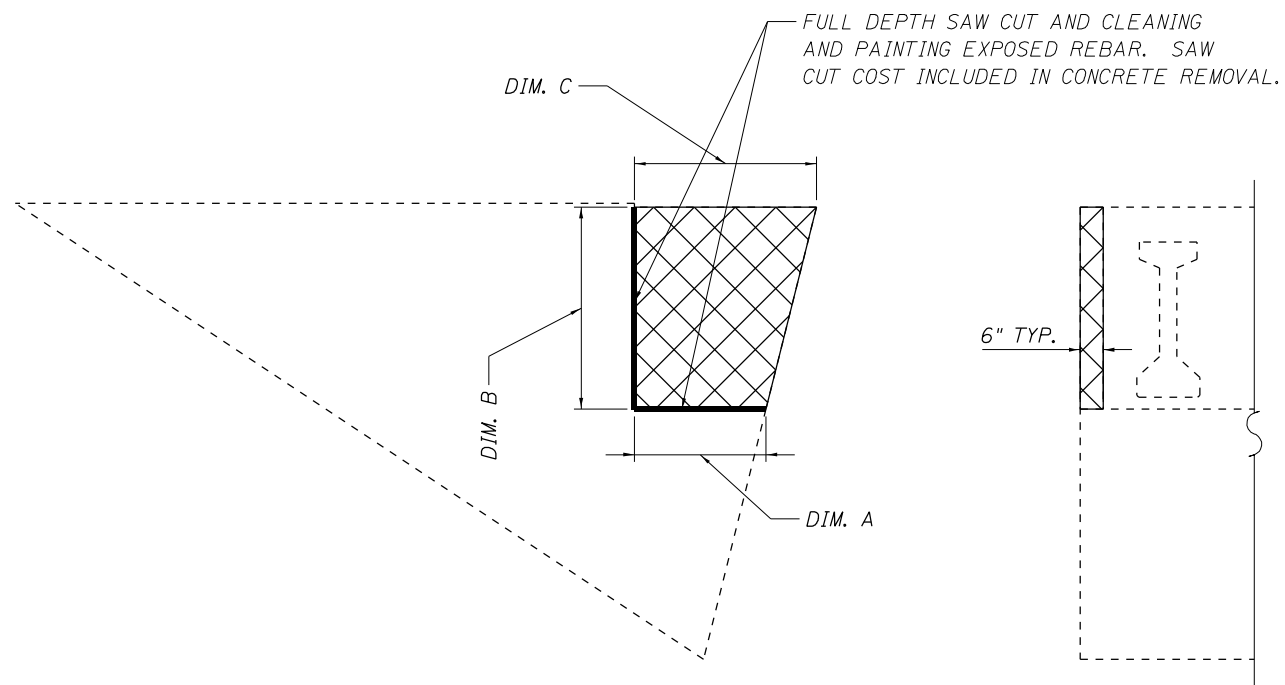
F.A. RTE.	SECTION	COUNTY	TOTAL SHEETS	SHEET NO.
VAR.	D6 BRIDGE REPAIR 2024	VARIOUS	36	8
			CONTRACT NO. 72728	
ILLINOIS FED. AID PROJECT				



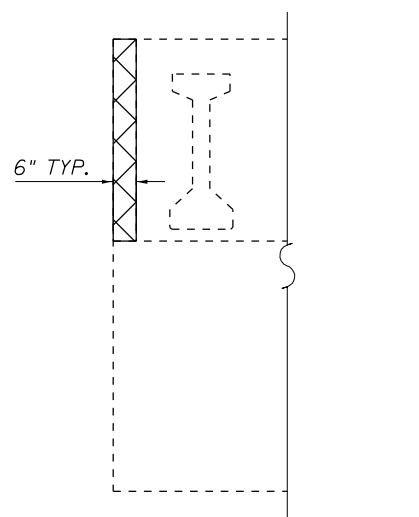
MISCELLANEOUS REPAIR FRAMING PLAN

REPAIR B TABLE

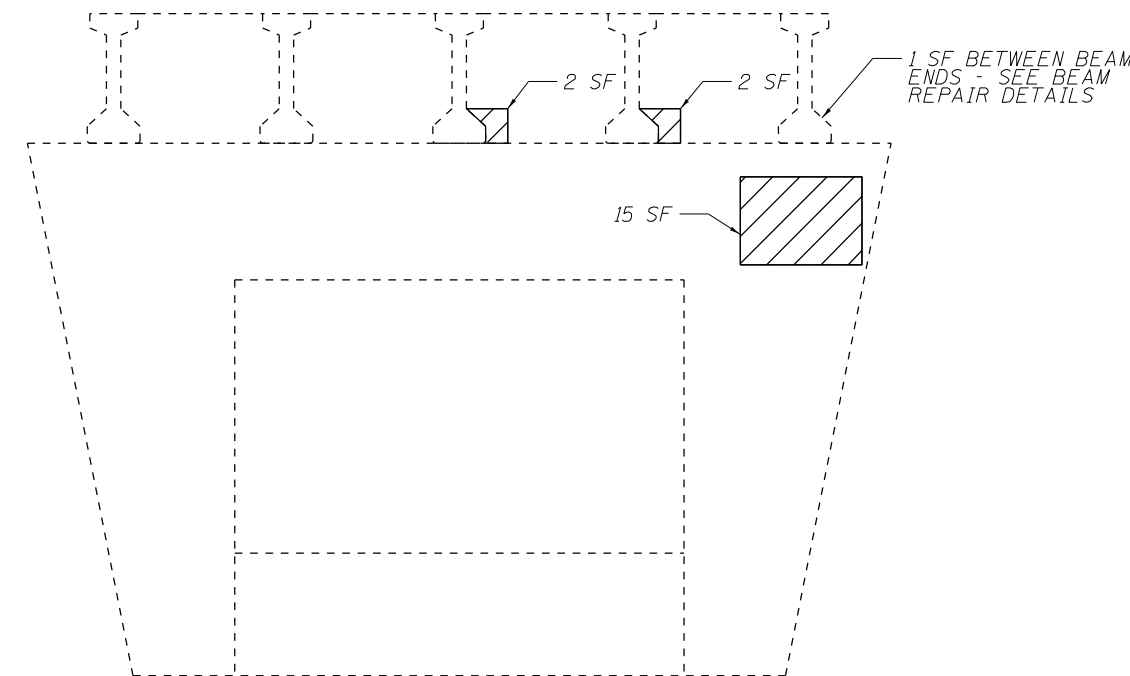
ABUT.	LOCATION	DESCRIPTION	CLEAN & PAINT EXPOSED REBAR (SF)
WEST	UNDERSIDE OF JOINT HAUNCH BETWEEN BEAMS 3 & 4	REMOVE UNSOUND CONCRETE AND PAINT BARS	2
EAST	UNDERSIDE OF JOINT HAUNCH BETWEEN BEAMS 4 & 5	REMOVE UNSOUND CONCRETE AND PAINT BARS	2



REPAIR A - TYP. ABUT. SIDE ELEVATION



REPAIR A - TYP. ABUT. FRONT ELEVATION

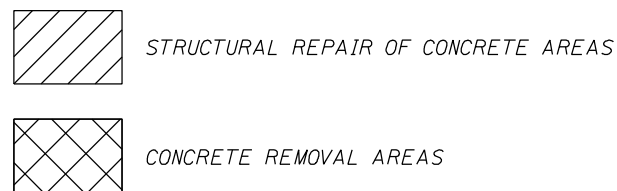


REPAIR C - PIER 1 WEST FACE ELEVATION

REPAIR A TABLE

SN	ABUT.	DIM A (FT)	DIM B (FT)	DIM C (FT)	CONC. REM. (CY)	CLEAN & PAINT EXPOSED REBAR (SF)
001-0045	NW	3.00	4.84	4.23	0.32	3.92
001-0045	SW	3.00	4.84	4.23	0.32	3.92
001-0045	NE	3.00	4.81	4.30	0.33	3.65
001-0045	SE	3.00	4.81	4.30	0.33	3.65
TOTALS					1.3	15.1

NOTE: REMOVED CONCRETE SHALL NOT BE REPLACED.



MISCELLANEOUS REPAIR BILL OF MATERIAL

ITEM	UNIT	QUANTITY
Concrete Removal	Cu Yd	1.3
Cleaning and Painting Exposed Rebar	Sq Ft	20
Structural Repair of Concrete (Depth Equal to or Less Than 5")	Sq Ft	20

MODEL: Default
FILE NAME: S:\Addresses\Bridges\Bridges_CAD\72728 - PIC Beam - east\miscellaneous.dgn

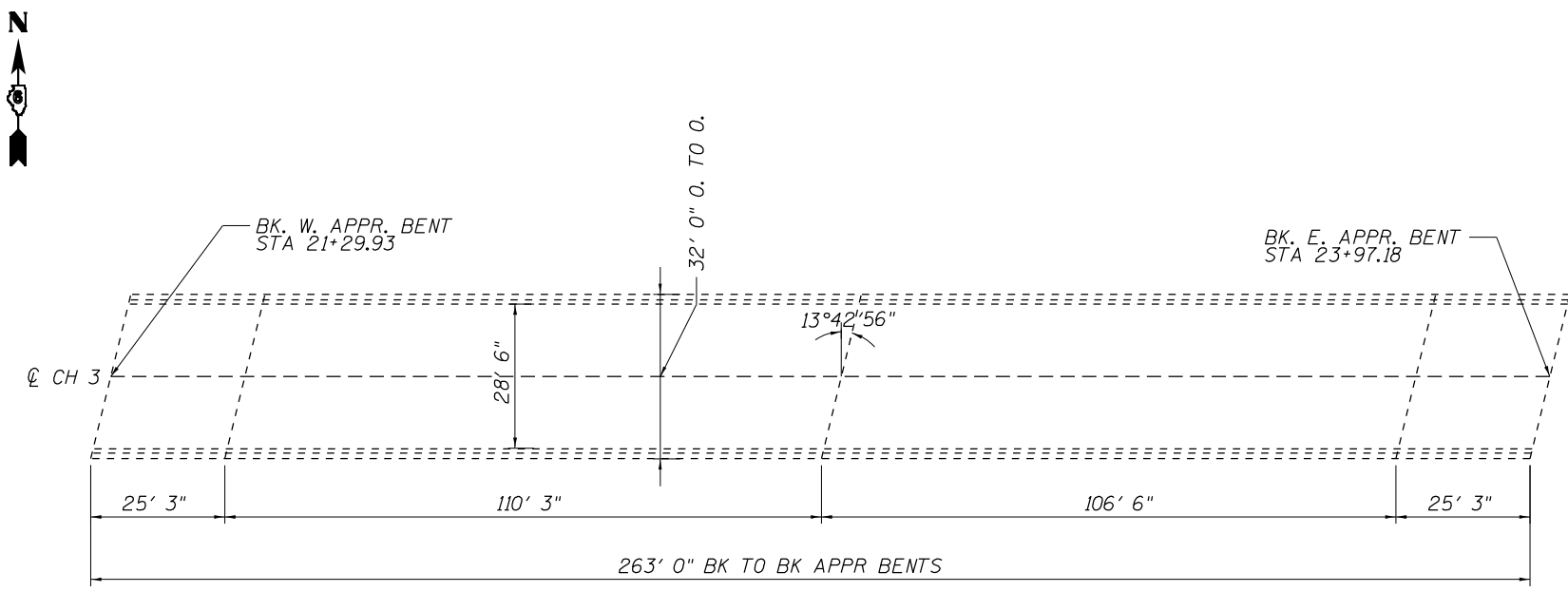
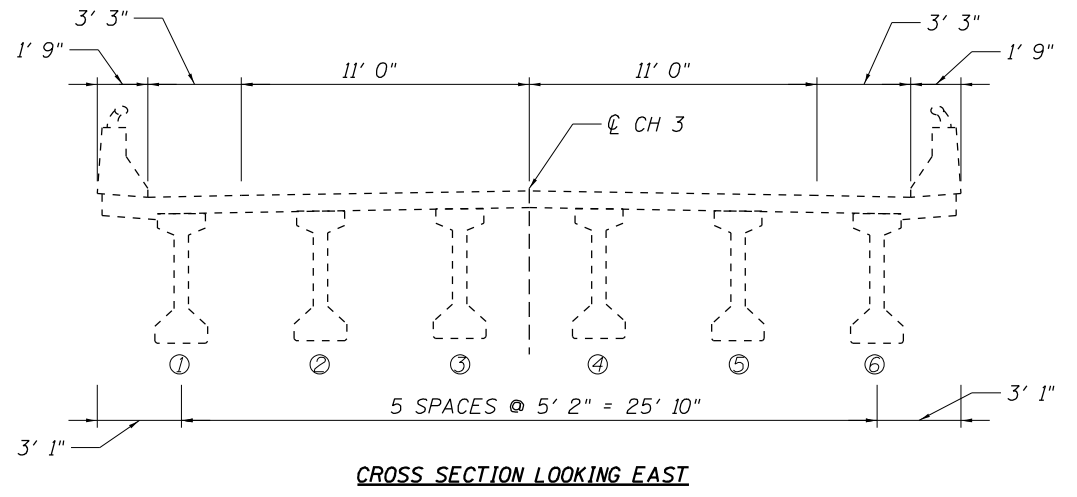
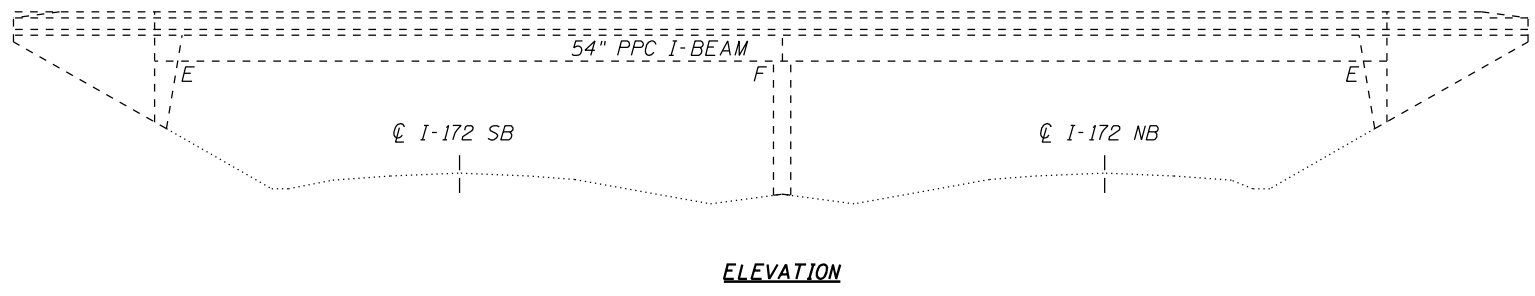
USER NAME = Brandon.Dudley	DESIGNED -	REVISED -
PLOT SCALE = 100,0000' / in.	DRAWN -	REVISED -
PLOT DATE = 10/11/2023	CHECKED -	REVISED -
	DATE -	REVISED -

**STATE OF ILLINOIS
DEPARTMENT OF TRANSPORTATION**

**MISCELLANEOUS REPAIR PLAN
SN 001-0045**

SCALE: SHEET 5 OF 5 SHEETS STA. TO STA.

F.A. RTE.	SECTION	COUNTY	TOTAL SHEETS	SHEET NO.
VAR.	D6 BRIDGE REPAIR 2024	VARIOUS	36	9
			CONTRACT NO. 72728	
		ILLINOIS	FED. AID PROJECT	



ELEVATION

CROSS SECTION LOOKING EAST

PLAN

TOTAL BILL OF MATERIAL (001-0049)

ITEM	UNIT	QUANTITY
Concrete Removal	Cu Yd	1.2
Cleaning and Painting Exposed Rebar	Sq Ft	18
Structural Repair of Concrete (Depth Equal to or Less Than 5")	Sq Ft	4
Fiber Wrap	Sq Ft	198
Acrylic Coating	Sq Yd	20
Precast Prestressed Concrete I-Beam Repair	Sq Ft	66

STRUCTURE GENERAL NOTES:

PLAN DIMENSIONS AND DETAILS RELATIVE TO EXISTING PLANS ARE SUBJECT TO NOMINAL CONSTRUCTION VARIATIONS. THE CONTRACTOR SHALL FIELD VERIFY EXISTING DIMENSIONS AND DETAILS AFFECTING NEW CONSTRUCTION AND MAKE NECESSARY APPROVED ADJUSTMENTS PRIOR TO CONSTRUCTION OR ORDERING OF MATERIALS. SUCH VARIATIONS SHALL NOT BE CAUSE FOR ADDITIONAL COMPENSATION FOR A CHANGE IN THE SCOPE OF WORK, HOWEVER, THE CONTRACTOR WILL BE PAID FOR THE QUANTITY ACTUALLY FURNISHED AT THE UNIT PRICE BID FOR THE WORK.

MODEL: Default
FILE NAME: S:\Bridges\Bridges\CAD\72728 - PPC I-beam repair\plan sheet.dgn

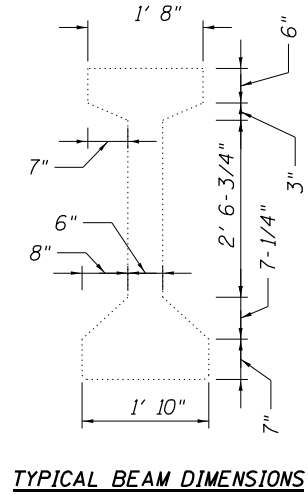
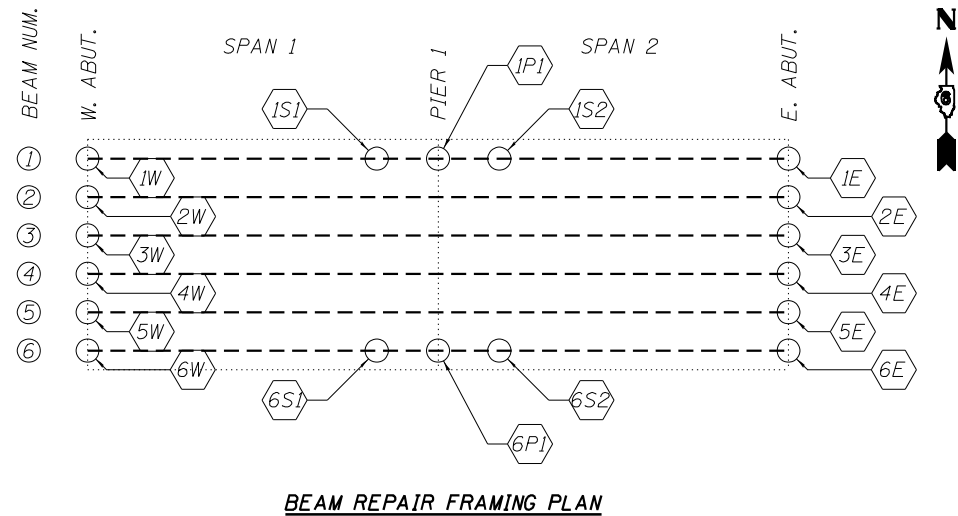
USER NAME = Brandon.Dudley	DESIGNED - BRANDON DUDLEY	REVISED -
	DRAWN - BRANDON DUDLEY	REVISED -
PLOT SCALE = 100,0000' / in.	CHECKED -	REVISED -
PLOT DATE = 10/11/2023	DATE - 8/25/2023	REVISED -

**STATE OF ILLINOIS
DEPARTMENT OF TRANSPORTATION**

**BRIDGE PLAN & ELEVATION
SN 001-0049**

SCALE: SHEET 1 OF 6 SHEETS STA. TO STA.

F.A. RTE.	SECTION	COUNTY	TOTAL SHEETS	SHEET NO.
VAR.	D6 BRIDGE REPAIR 2024	VARIOUS	36	10
			CONTRACT NO. 72728	
		ILLINOIS	FED. AID PROJECT	

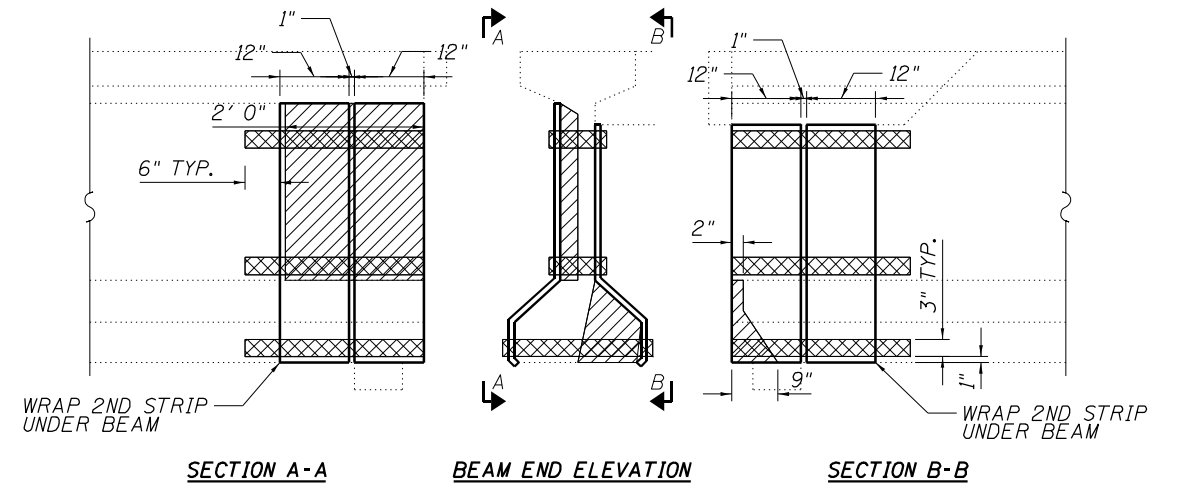


BEAM REPAIR SCHEDULE			
REPAIR	PPC I-BEAM REPAIR (SQ FT)	FIBER WRAP (SQ FT)	ACRYLIC COATING (SQ YD)
1W	6.6	22.3	2.2
2W	1.8	10.3	1.0
3W	4.1	11.2	1.1
4W	0.6	1.9	0.2
5W	3.7	14.0	1.4
6W	8.6	22.3	2.2
1P1	7.5	14.1	1.4
1S1	1.1	3.0	0.3
1S2	1.8	5.2	0.5
6P1	0.9	5.2	0.5
6S1	1.0	4.0	0.4
6S2	2.3	5.2	0.5
1E	5.1	16.9	1.7
2E	1.2	5.0	0.5
3E	0.7	4.4	0.4
4E	4.7	15.1	1.5
5E	5.1	15.1	1.5
6E	9.2	22.3	2.2
TOTALS:	66.0	197.5	19.5

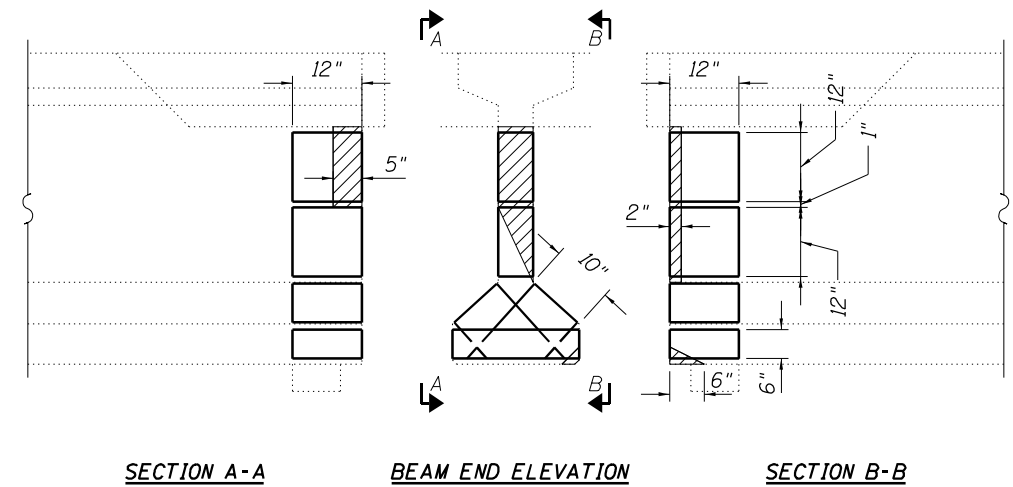


ITEM	UNIT	QUANTITY
Fiber Wrap	Sq Ft	198
Acrylic Coating	Sq Yd	20
Precast Prestressed Concrete I-Beam Repair	Sq Ft	66

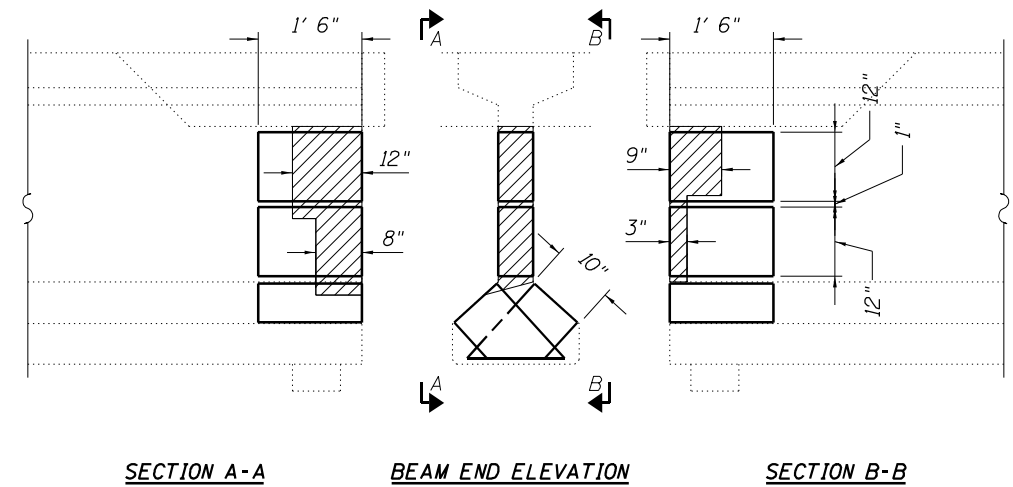
REPAIR 1W



REPAIR 2W



REPAIR 3W



STATE OF ILLINOIS
DEPARTMENT OF TRANSPORTATION

BEAM REPAIR PLAN
SN 001-0049

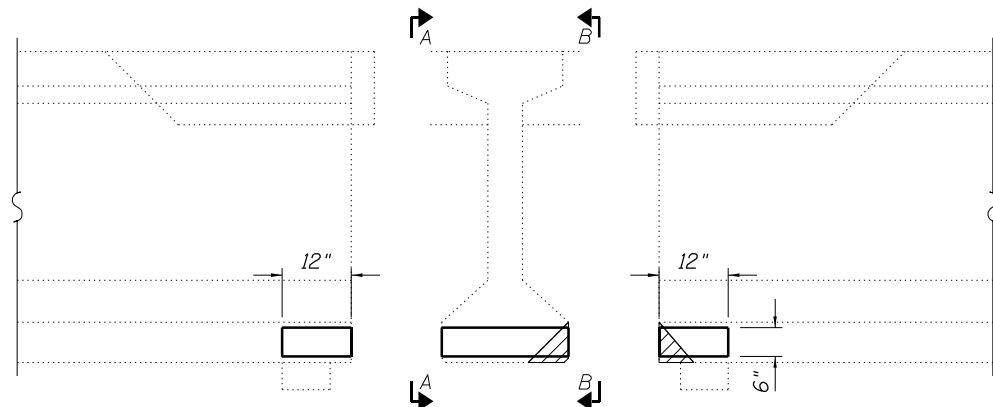
F.A. RTE.	SECTION	COUNTY	TOTAL SHEETS	SHEET NO.
VAR.	D6 BRIDGE REPAIR 2024	VARIOUS	36	11
			CONTRACT NO. 72728	
			ILLINOIS FED. AID PROJECT	

SCALE: SHEET 2 OF 6 SHEETS STA. TO STA.

MODEL Path: \\...
FILE Name: SubAddressBridgeRepairs_CAD\72728 - PPC I-beam repair\planSheet.dgn

REPAIR

4W



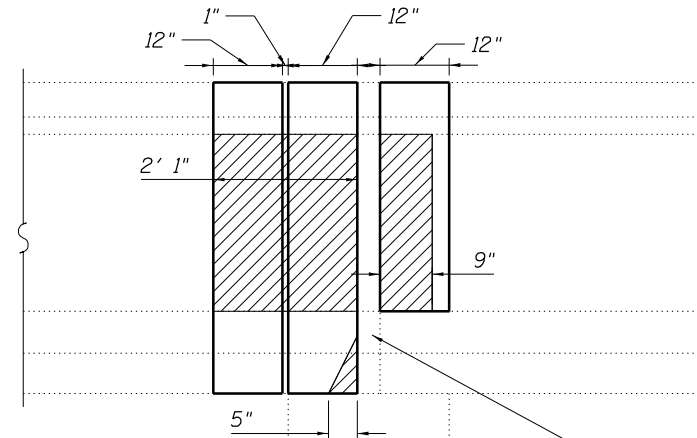
SECTION A-A

BEAM END ELEVATION

SECTION B-B

REPAIR

IP1

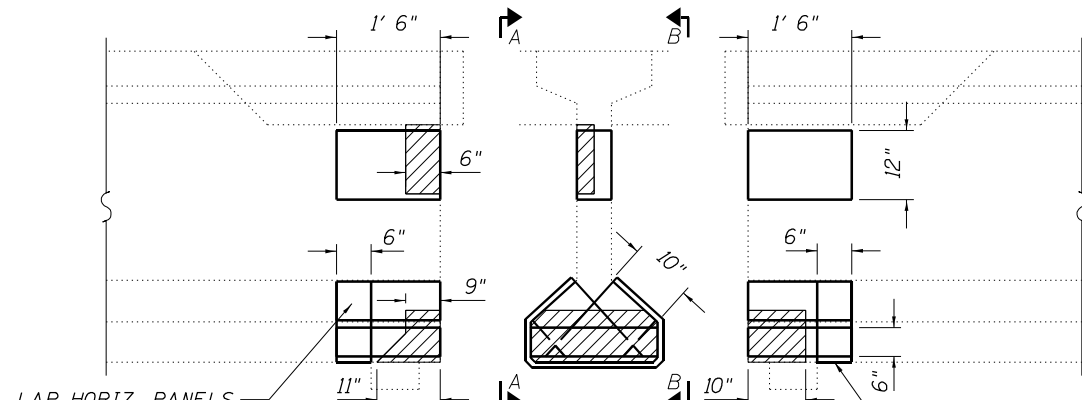


BEAM END ELEVATION - NORTH FACE

STRUCTURAL REPAIR OF CONCRETE BETWEEN BEAM ENDS, SEE SHEET 6 OF 6

REPAIR

5W



SECTION A-A

BEAM END ELEVATION

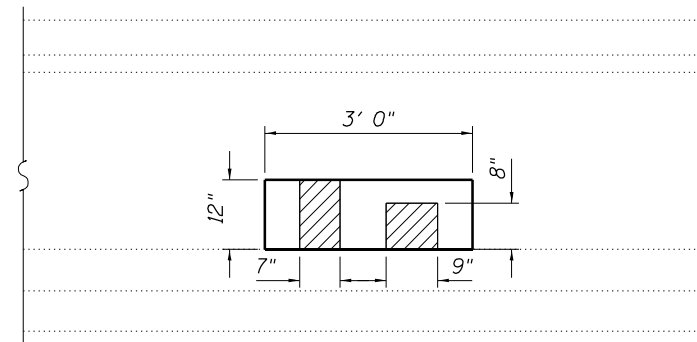
SECTION B-B

LAP HORIZ. PANELS OVER VERT. PANEL (TYP. BOTH SIDES)

CONC. REPAIR UNDER BEAM

REPAIR

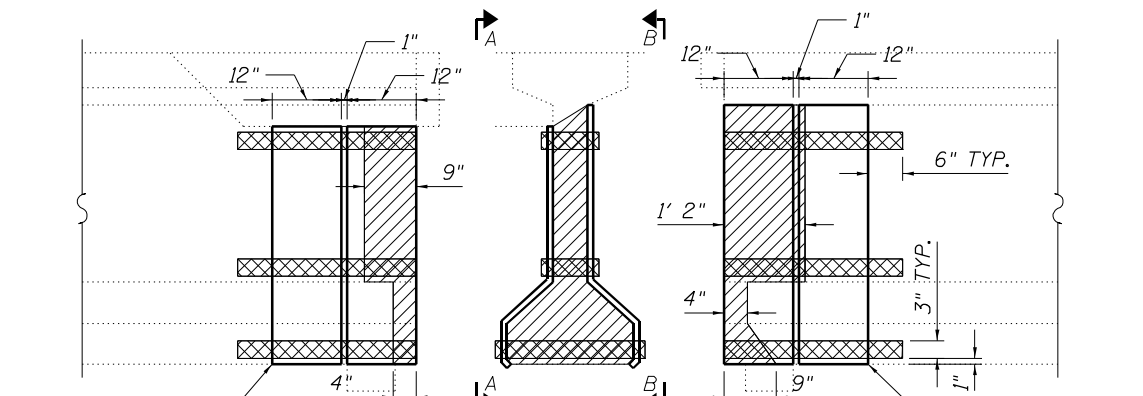
IS1



BEAM ELEVATION - NORTH FACE

REPAIR

6W



SECTION A-A

BEAM END ELEVATION

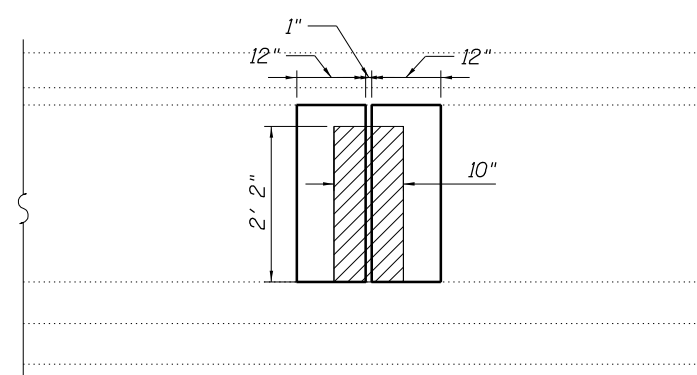
SECTION B-B

WRAP 2ND STRIP UNDER BEAM

WRAP 2ND STRIP UNDER BEAM

REPAIR

IS2



BEAM ELEVATION - NORTH FACE

MODEL: Default
FILE NAME: S:\Addresses\Bridges\Plans_CAD\72728 - R1C - Beam - repair\ip1\sheet.dgn

USER NAME = Brandon.Dudley	DESIGNED -	REVISED -
PLOT SCALE = 100,0000' / in.	DRAWN -	REVISED -
PLOT DATE = 10/11/2023	CHECKED -	REVISED -
	DATE -	REVISED -

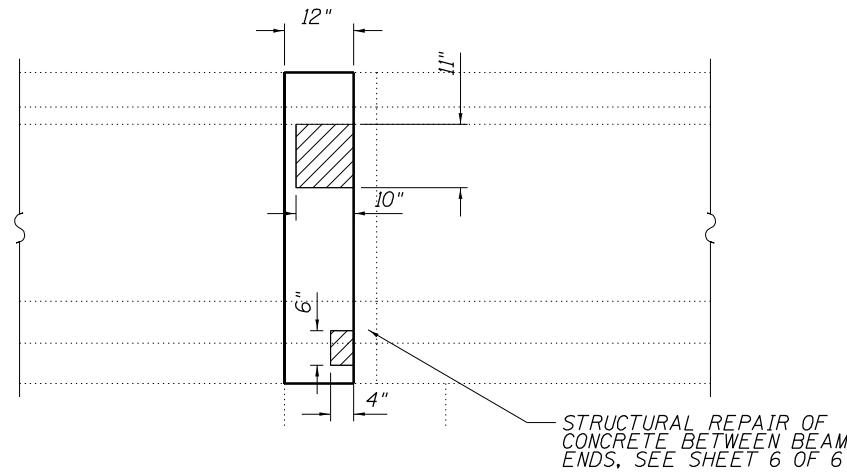
STATE OF ILLINOIS
DEPARTMENT OF TRANSPORTATION

BEAM REPAIR PLAN
SN 001-0049

SCALE: SHEET 3 OF 6 SHEETS STA. TO STA.

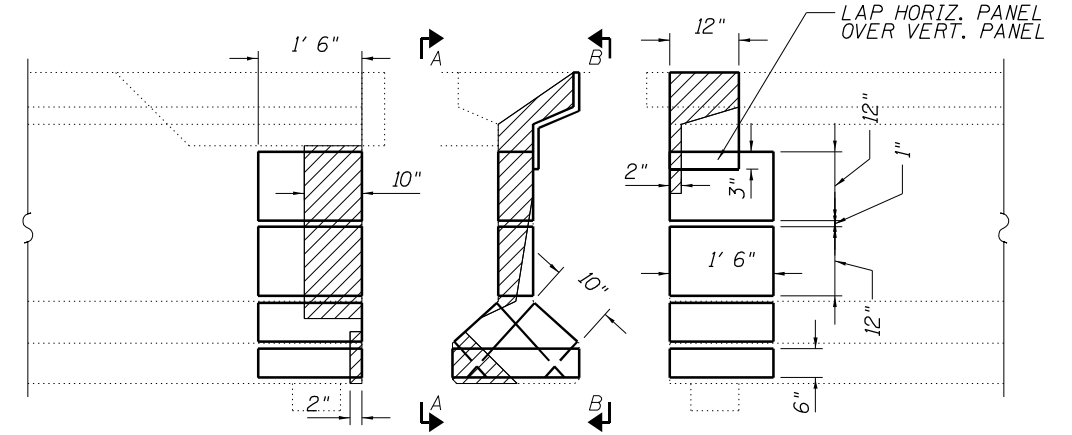
F.A. RTE.	SECTION	COUNTY	TOTAL SHEETS	SHEET NO.
VAR.	D6 BRIDGE REPAIR 2024	VARIOUS	36	12
			CONTRACT NO. 72728	
ILLINOIS FED. AID PROJECT				

REPAIR
6P1



BEAM END ELEVATION - SOUTH FACE

REPAIR
1E

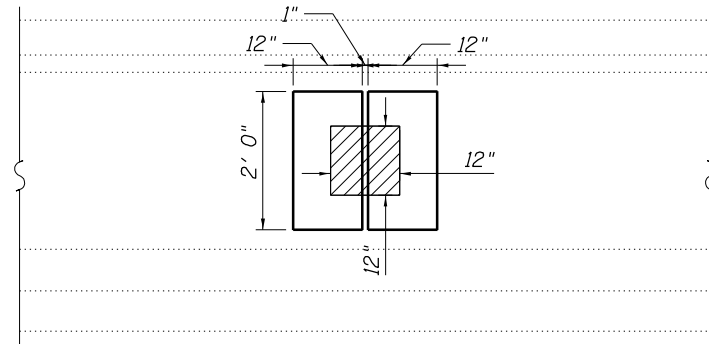


SECTION A-A

BEAM END ELEVATION

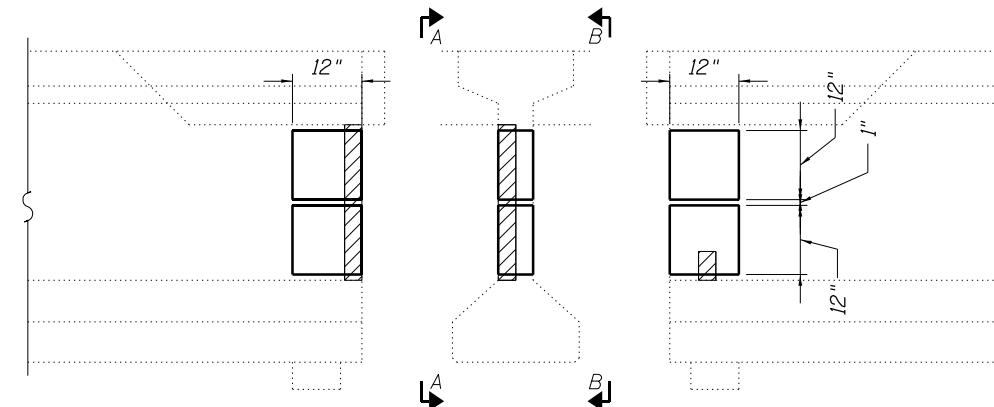
SECTION B-B

REPAIR
6S1



BEAM ELEVATION - SOUTH FACE

REPAIR
2E

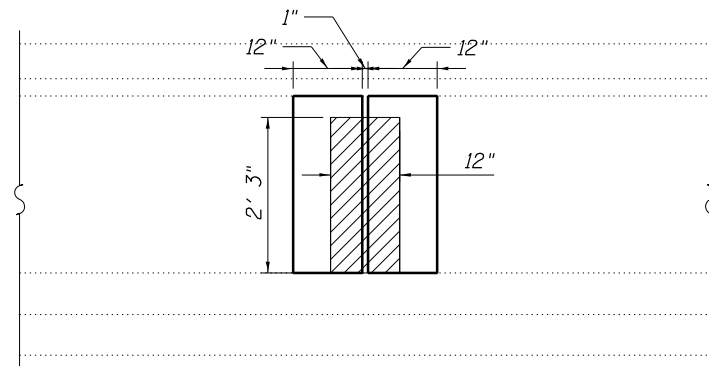


SECTION A-A

BEAM END ELEVATION

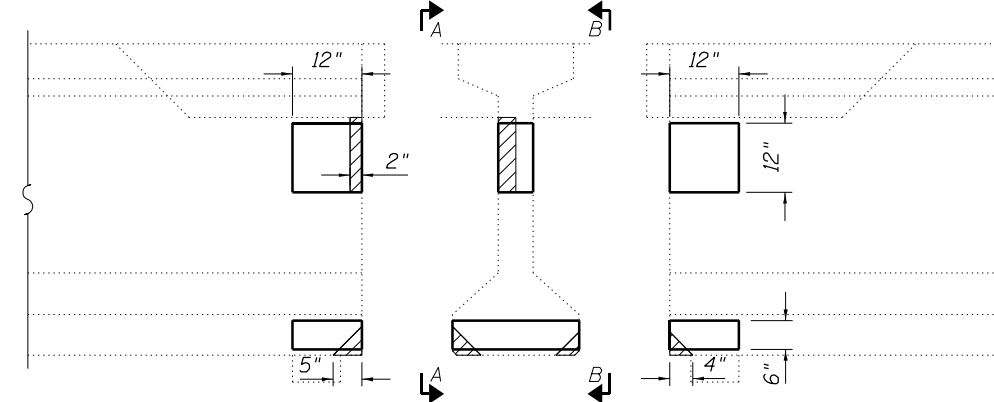
SECTION B-B

REPAIR
6S2



BEAM ELEVATION - SOUTH FACE

REPAIR
3E



SECTION A-A

BEAM END ELEVATION

SECTION B-B

MODEL: Default
FILE NAME: S:\Bids\Bridges\Bridges_CAD\72728 - R/C L-beam repair\plan\sheet.dgn

USER NAME = Brandon.Dudley	DESIGNED -	REVISED -
DRAWN -	REVISOR -	REVISION -
PLOT SCALE = 100,0000' / in.	CHECKED -	REVISION -
PLOT DATE = 10/11/2023	DATE -	REVISION -

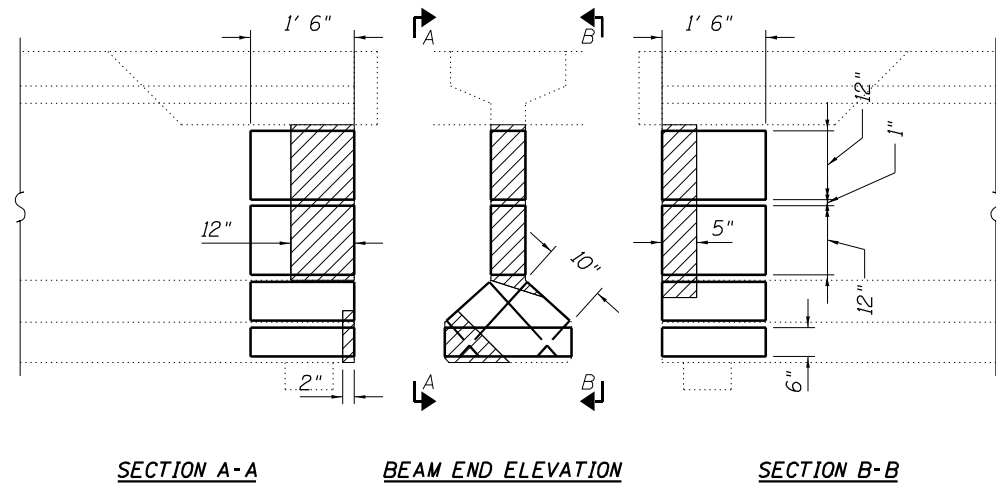
STATE OF ILLINOIS
DEPARTMENT OF TRANSPORTATION

BEAM REPAIR PLAN
SN 001-0049

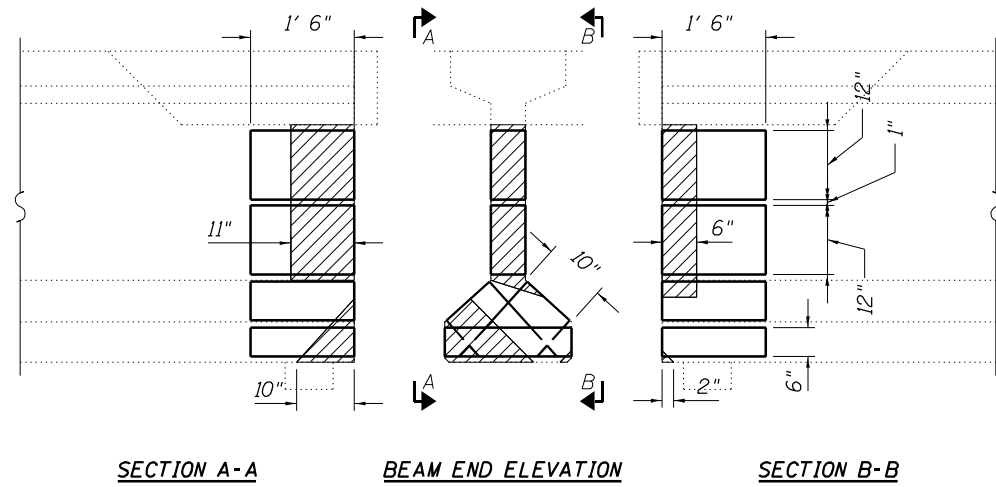
SCALE: SHEET 4 OF 6 SHEETS STA. TO STA.

F.A. RTE.	SECTION	COUNTY	TOTAL SHEETS	SHEET NO.
VAR.	D6 BRIDGE REPAIR 2024	VARIOUS	36	13
			CONTRACT NO. 72728	
ILLINOIS FED. AID PROJECT				

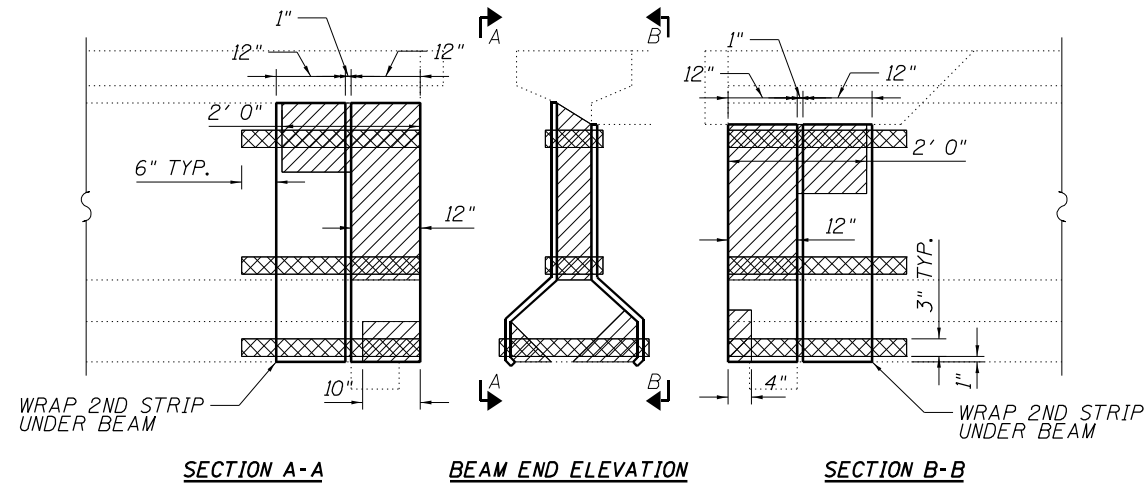
REPAIR
4E



REPAIR
5E



REPAIR
6E



MODEL: D:\p\h\...
FILE NAME: S:\Bridges\Bridges\Plans_CAD\72728 - R1C - Beam - repair\plan\sheet.dgn

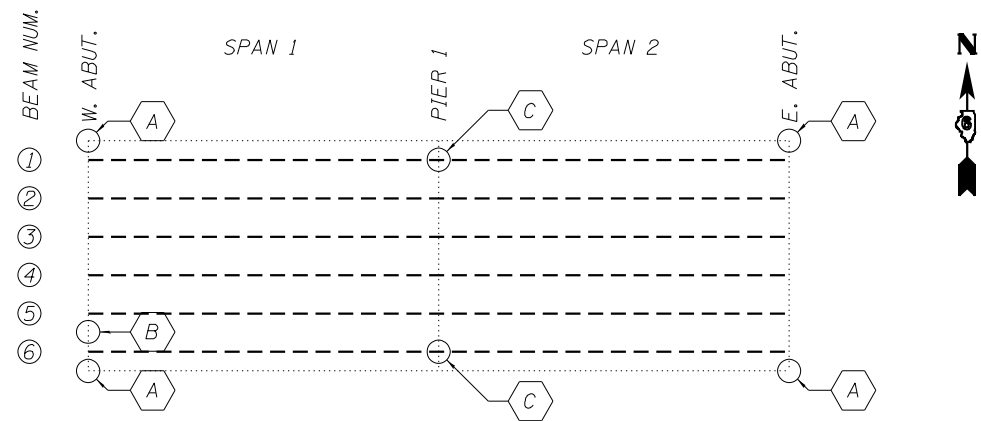
USER NAME = Brandon.Dudley	DESIGNED -	REVISED -
PLOT SCALE = 100,0000 ' / in.	DRAWN -	REVISED -
PLOT DATE = 10/11/2023	CHECKED -	REVISED -
	DATE -	REVISED -

STATE OF ILLINOIS
DEPARTMENT OF TRANSPORTATION

BEAM REPAIR PLAN
SN 001-0049

SCALE: SHEET 5 OF 6 SHEETS STA. TO STA.

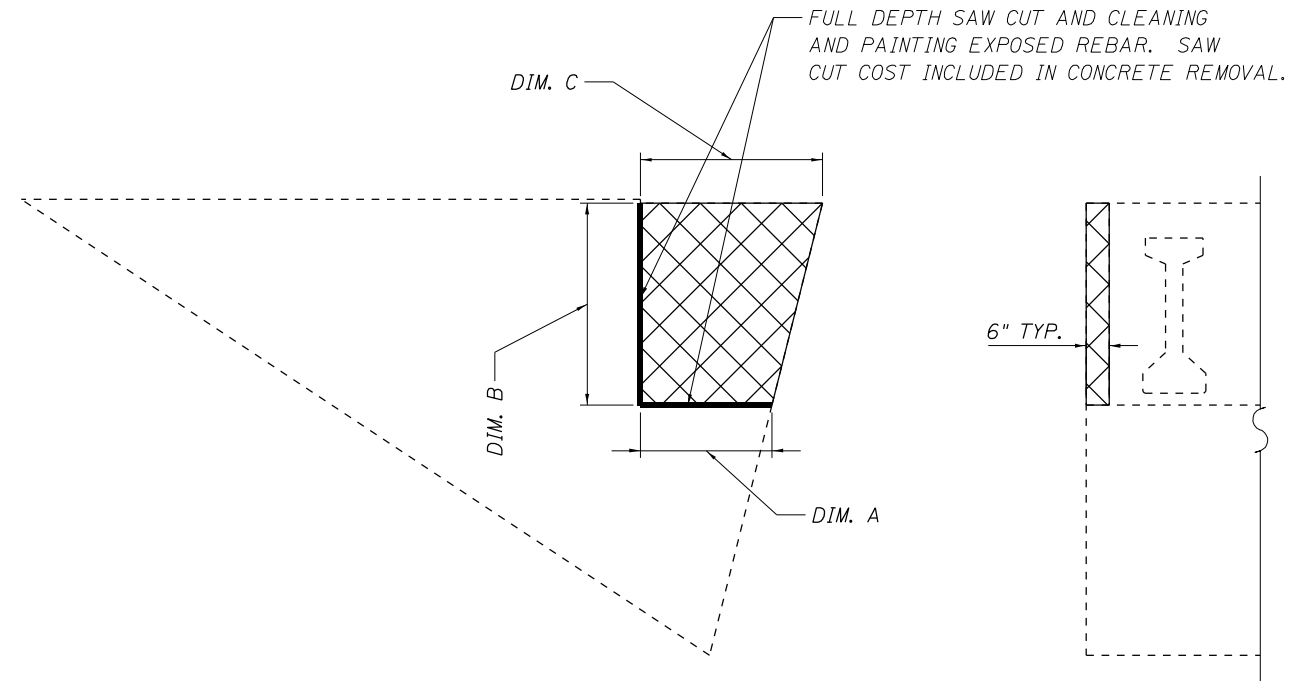
F.A. RTE.	SECTION	COUNTY	TOTAL SHEETS	SHEET NO.
VAR.	D6 BRIDGE REPAIR 2024	VARIOUS	36	14
			CONTRACT NO. 72728	
			ILLINOIS FED. AID PROJECT	



MISCELLANEOUS REPAIR FRAMING PLAN


REPAIR B TABLE

ABUT.	LOCATION	DESCRIPTION	CLEAN & PAINT EXPOSED REBAR (SF)
WEST	UNDERSIDE OF JOINT HAUNCH BETWEEN BEAMS 5 & 6	REMOVE UNSOUND CONCRETE AND PAINT BARS	2



REPAIR A - TYP. ABUT. SIDE ELEVATION

REPAIR A - TYP. ABUT. FRONT ELEVATION

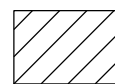


REPAIR C - PIER 1 WEST FACE ELEVATION

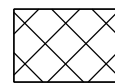
REPAIR A TABLE

SN	ABUT.	DIM A (FT)	DIM B (FT)	DIM C (FT)	CONC. REM. (CY)	CLEAN & PAINT EXPOSED REBAR (SF)
001-0049	NW	3.00	4.70	3.94	0.30	3.85
001-0049	SW	3.00	4.66	3.94	0.30	3.83
001-0049	NE	3.00	4.72	3.95	0.30	3.86
001-0049	SE	3.00	4.80	3.95	0.31	3.90
TOTALS					1.2	15.4

NOTE: REMOVED CONCRETE SHALL NOT BE REPLACED.



STRUCTURAL REPAIR OF CONCRETE AREAS



CONCRETE REMOVAL AREAS

MISCELLANEOUS REPAIR BILL OF MATERIAL

ITEM	UNIT	QUANTITY
Concrete Removal	Cu Yd	1.2
Cleaning and Painting Exposed Rebar	Sq Ft	18
Structural Repair of Concrete (Depth Equal to or Less Than 5")	Sq Ft	4

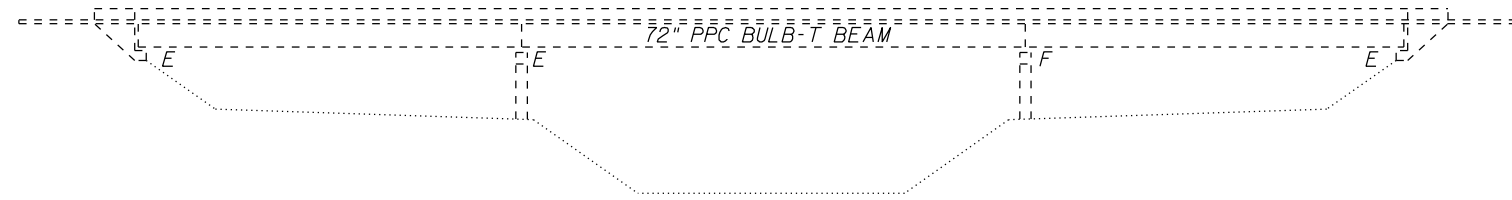
MODEL: Default
FILE NAME: S:\Addresses\Bridges\Bridges_CAD\72728 - PFC Lbeam - eastside\plan\sheet.dgn

USER NAME = Brandon.Dudley	DESIGNED -	REVISED -
PLOT SCALE = 100,0000' / in.	DRAWN -	REVISED -
PLOT DATE = 10/11/2023	CHECKED -	REVISED -
	DATE -	REVISED -

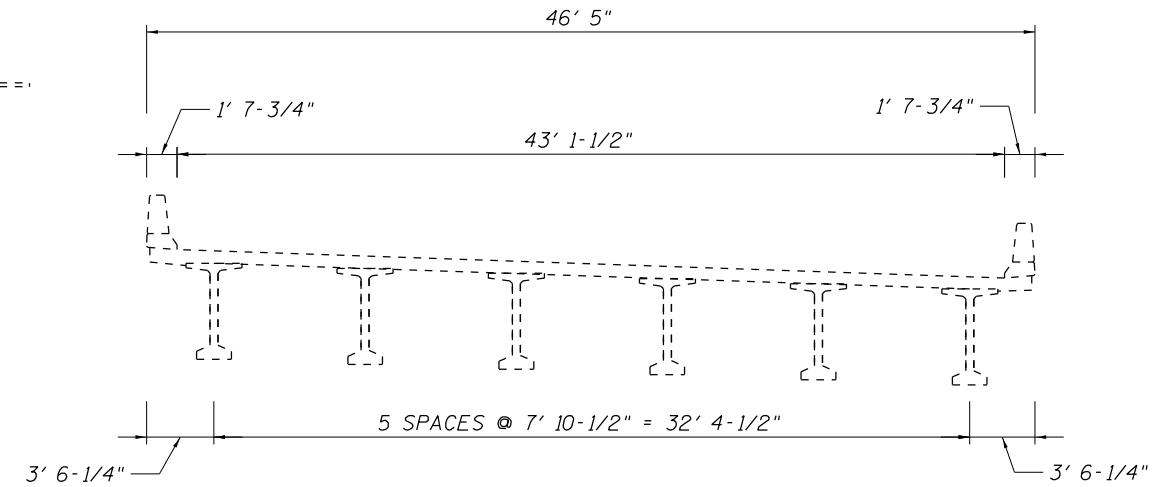
STATE OF ILLINOIS
DEPARTMENT OF TRANSPORTATION

MISCELLANEOUS REPAIR PLAN			
SN 001-0049			
SCALE:	SHEET 6	OF 6 SHEETS	STA. TO STA.

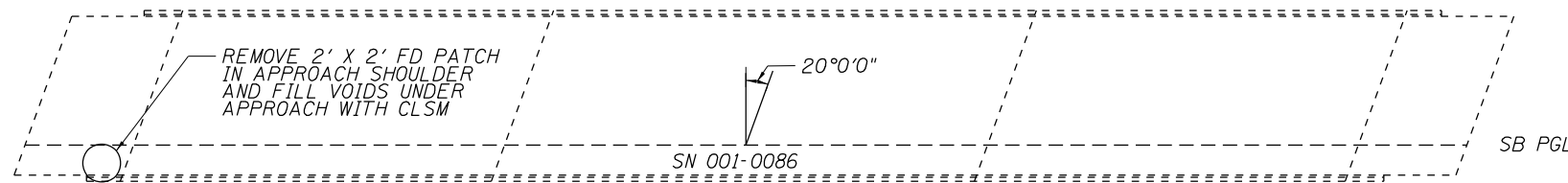
F.A. RTE.	SECTION	COUNTY	TOTAL SHEETS	SHEET NO.
VAR.	D6 BRIDGE REPAIR 2024	VARIOUS	36	15
			CONTRACT NO. 72728	
ILLINOIS FED. AID PROJECT				



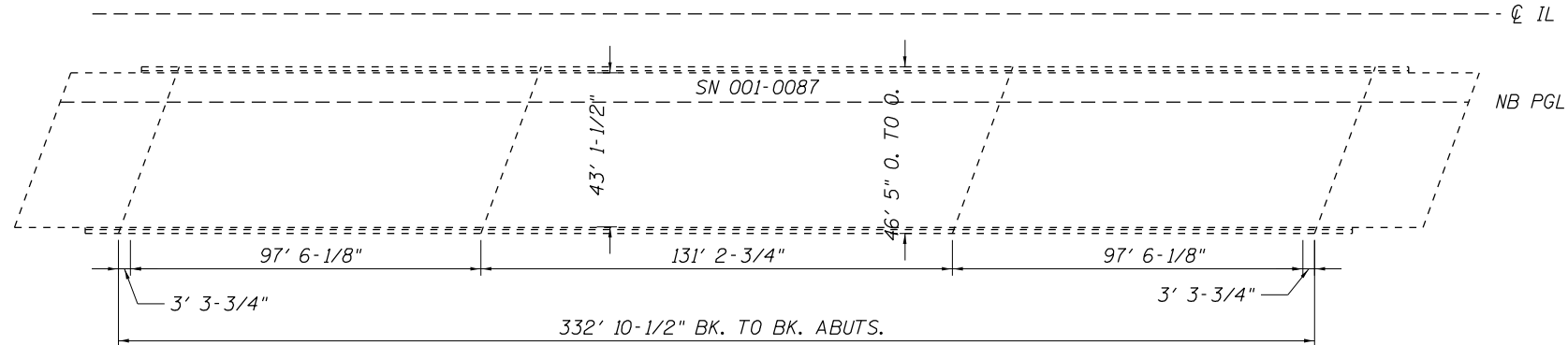
ELEVATION



CROSS SECTION LOOKING NORTH



SB PGL



IL 336

NB PGL

PLAN

STRUCTURE GENERAL NOTES:

PLAN DIMENSIONS AND DETAILS RELATIVE TO EXISTING PLANS ARE SUBJECT TO NOMINAL CONSTRUCTION VARIATIONS. THE CONTRACTOR SHALL FIELD VERIFY EXISTING DIMENSIONS AND DETAILS AFFECTING NEW CONSTRUCTION AND MAKE NECESSARY APPROVED ADJUSTMENTS PRIOR TO CONSTRUCTION OR ORDERING OF MATERIALS. SUCH VARIATIONS SHALL NOT BE CAUSE FOR ADDITIONAL COMPENSATION FOR A CHANGE IN THE SCOPE OF WORK, HOWEVER, THE CONTRACTOR WILL BE PAID FOR THE QUANTITY ACTUALLY FURNISHED AT THE UNIT PRICE BID FOR THE WORK.

TOTAL BILL OF MATERIAL (001-0086 & 0087)

ITEM	UNIT	QUANTITY
Cleaning and Painting Exposed Rebar	Sq Ft	55
Fiber Wrap	Sq Ft	191
Acrylic Coating	Sq Yd	19
Precast Prestressed Concrete I-Beam Repair	Sq Ft	91
Approach Slab Repair (Full Depth)	Sq Yd	1
Controlled Low-Strength Material	Cu Yd	5

MODEL: D:\p\h\..._PPC_Lbeam_enhanced.dgn

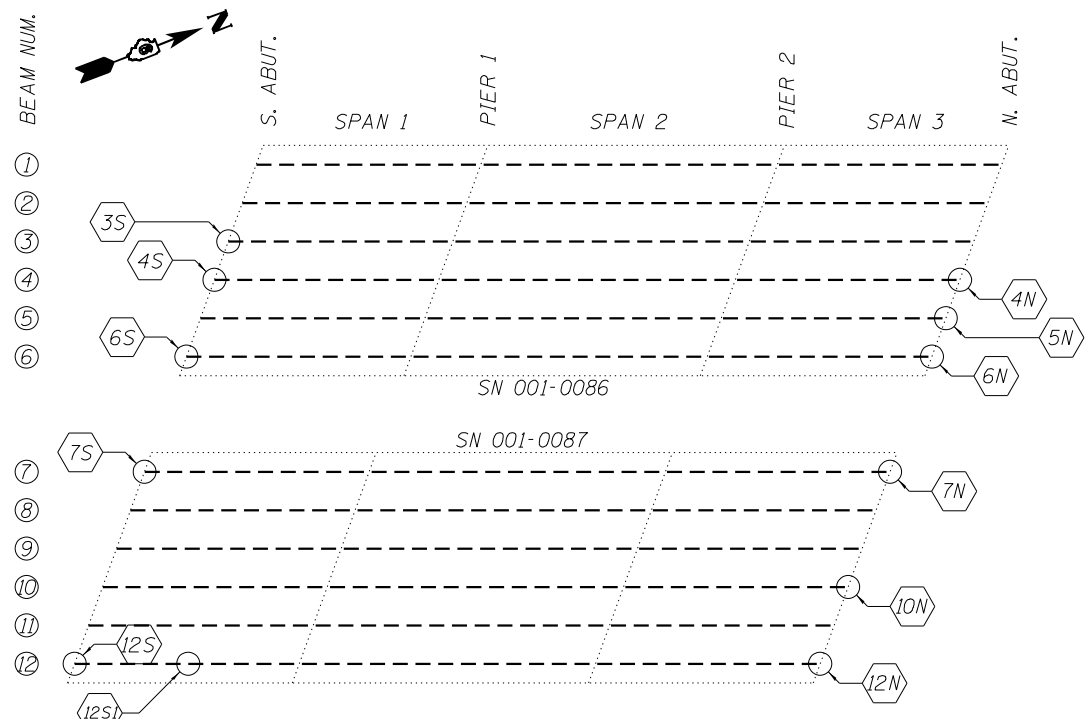
USER NAME = Brandon.Dudley	DESIGNED - BRANDON DUDLEY	REVISED -
	DRAWN - BRANDON DUDLEY	REVISED -
PLOT SCALE = 100,0000' / in.	CHECKED -	REVISED -
PLOT DATE = 10/11/2023	DATE - 8/25/2023	REVISED -

**STATE OF ILLINOIS
DEPARTMENT OF TRANSPORTATION**

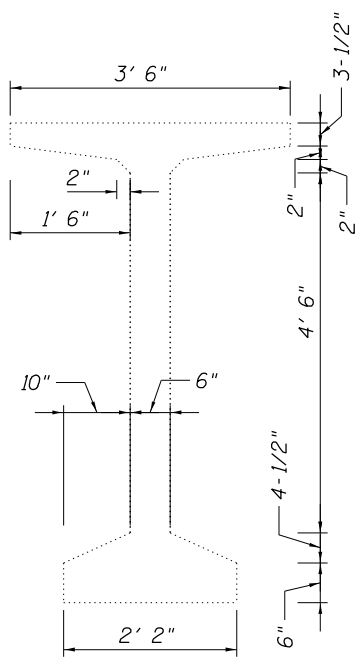
**BRIDGE PLAN & ELEVATION
SN 001-0086 & 0087**

SCALE: SHEET 1 OF 5 SHEETS STA. TO STA.

F.A. RTE.	SECTION	COUNTY	TOTAL SHEETS	SHEET NO.
VAR.	D6 BRIDGE REPAIR 2024	VARIOUS	36	16
			CONTRACT NO. 72728	
		ILLINOIS	FED. AID PROJECT	



BEAM REPAIR FRAMING PLAN



TYPICAL BEAM DIMENSIONS

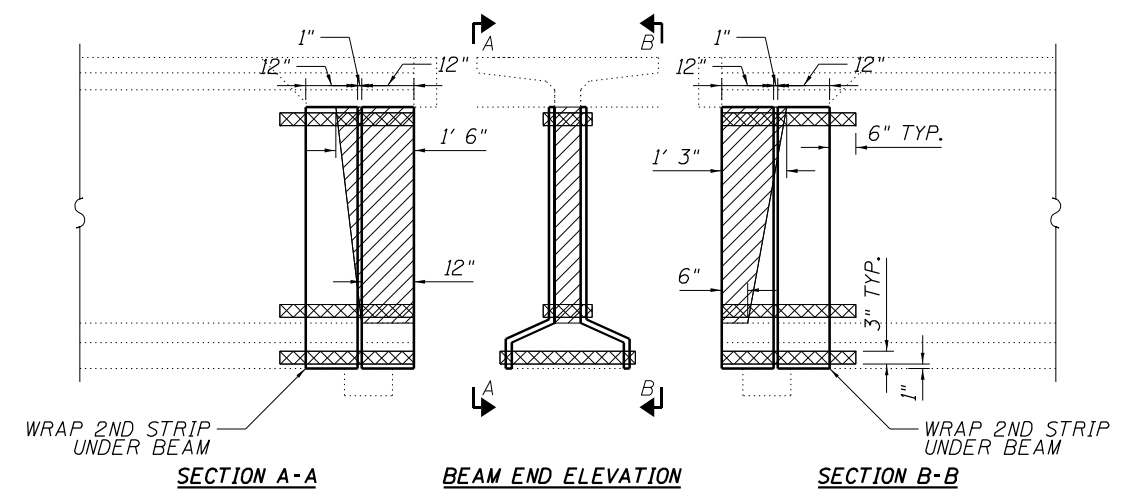
BEAM REPAIR SCHEDULE			
REPAIR	PPC I-BEAM REPAIR (SQ FT)	FIBER WRAP (SQ FT)	ACRYLIC COATING (SQ YD)
3S	10.9	28.9	2.9
4S	1.9	5.3	0.5
6S	8.8	15.4	1.5
7S	4.4	14.8	1.5
12S	9.5	20.5	2.1
12S1	9.8	9.3	0.9
4N	1.1	5.3	0.5
5N	0.8	4.4	0.4
6N	8.0	15.4	1.5
7N	2.5	5.3	0.5
10N	6.1	11.3	1.1
12N	26.6	54.3	5.4
TOTALS:	90.4	190.2	18.8



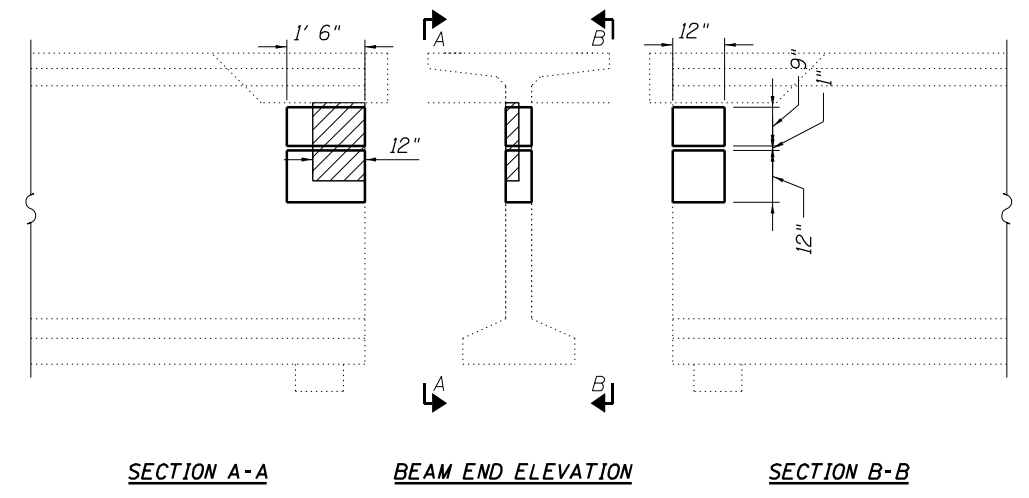
BEAM REPAIR BILL OF MATERIAL

ITEM	UNIT	QUANTITY
Fiber Wrap	Sq Ft	191
Acrylic Coating	Sq Yd	19
Precast Prestressed Concrete I-Beam Repair	Sq Ft	91

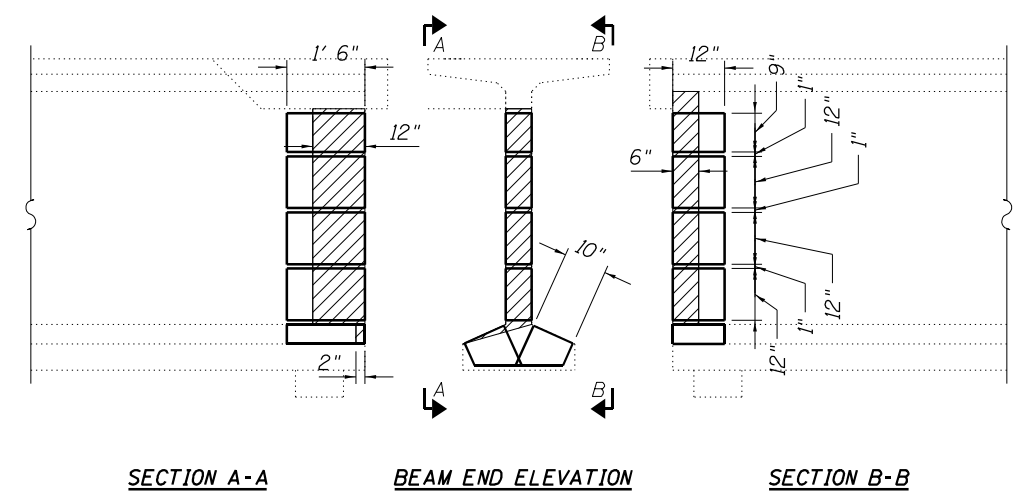
REPAIR 3S



REPAIR 4S



REPAIR 6S



MODEL: D:\p\... FILE NAME: S:\... CAD: 7/27/23 ... PPC I-beam repair\plan\sheet.dgn

USER NAME = Brandon.Dudley	DESIGNED -	REVISED -
PLOT SCALE = 100,0000' / in.	DRAWN -	REVISED -
PLOT DATE = 10/11/2023	CHECKED -	REVISED -
	DATE -	REVISED -

STATE OF ILLINOIS
DEPARTMENT OF TRANSPORTATION

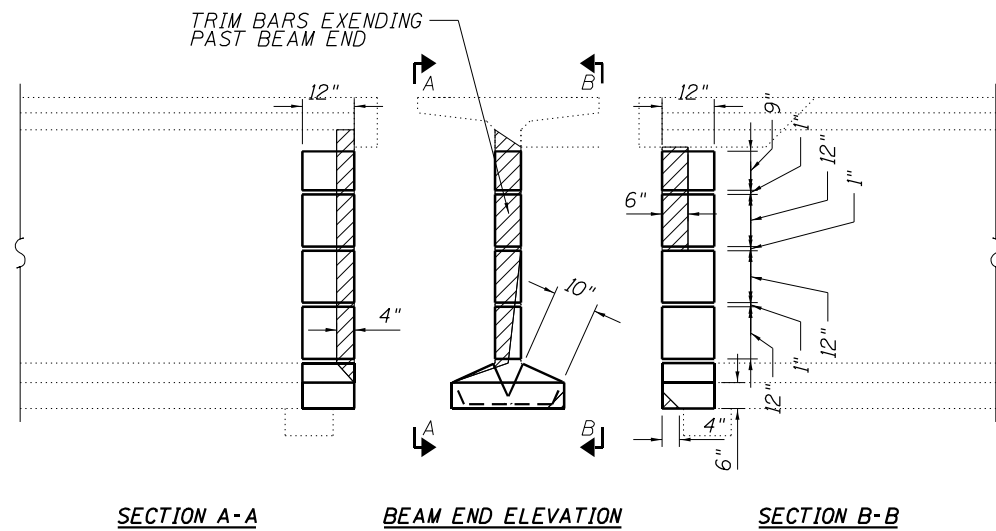
BEAM REPAIR PLAN
SN 001-0086 & 0087

SCALE: SHEET 2 OF 5 SHEETS STA. TO STA.

F.A. RTE.	SECTION	COUNTY	TOTAL SHEETS	SHEET NO.
VAR.	D6 BRIDGE REPAIR 2024	VARIOUS	36	17
CONTRACT NO. 72728				
ILLINOIS FED. AID PROJECT				

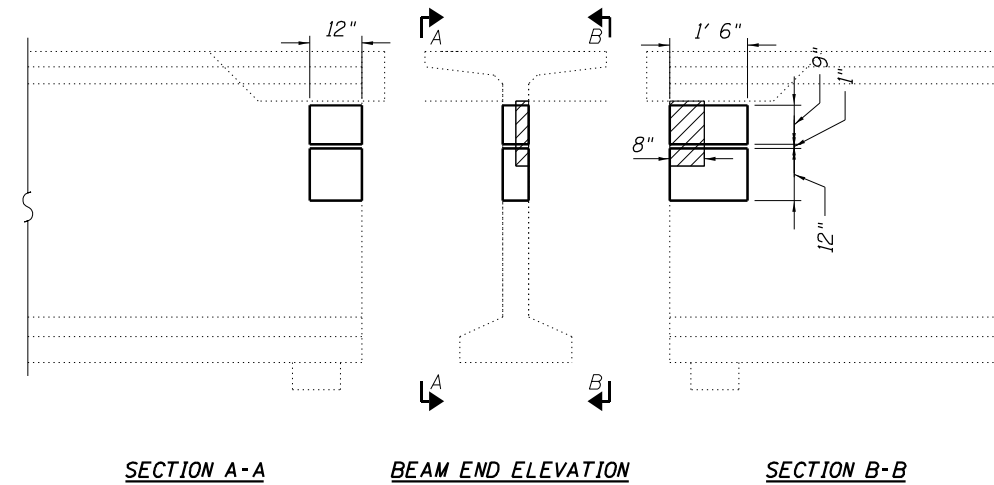
REPAIR

7S



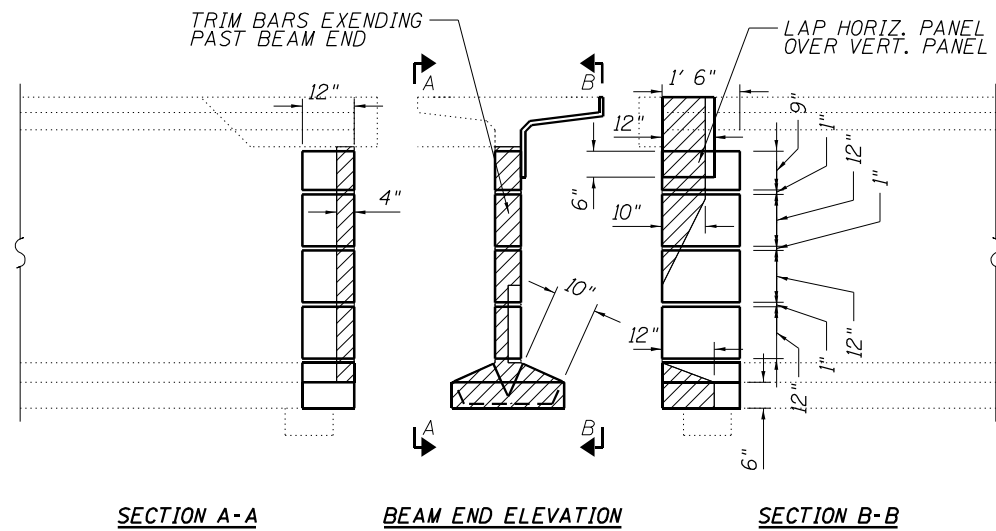
REPAIR

4N



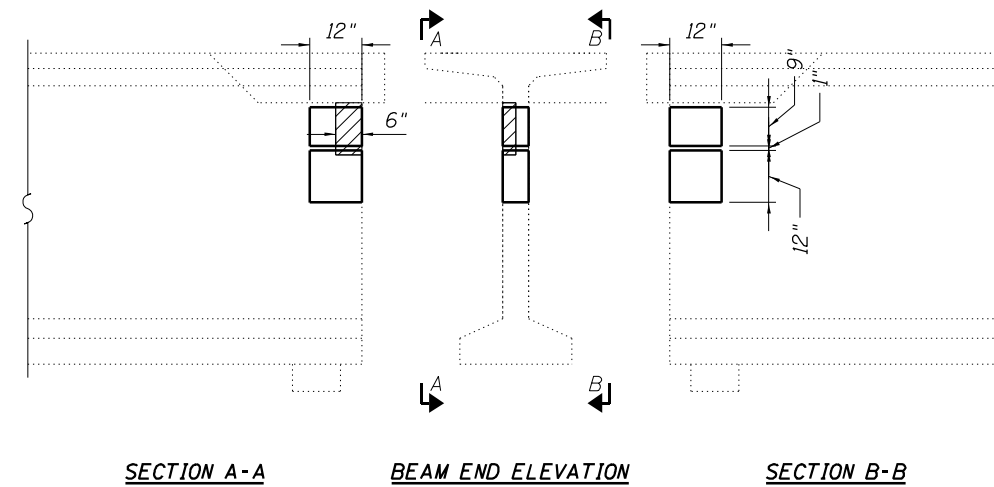
REPAIR

12S



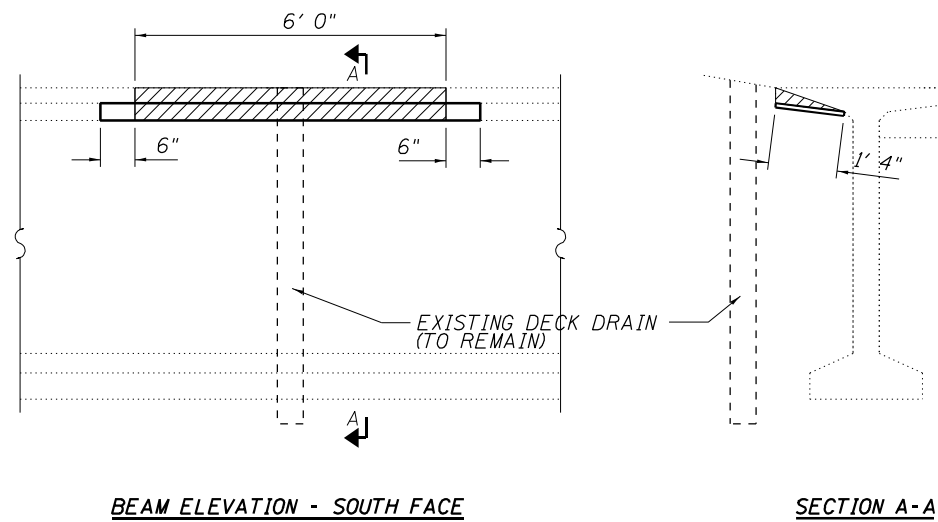
REPAIR

5N



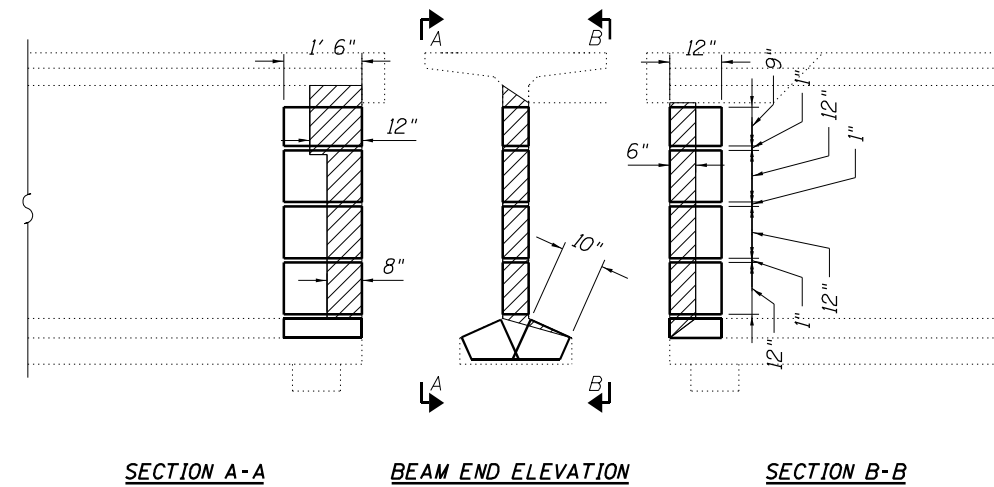
REPAIR

12S1



REPAIR

6N



MODEL: Default
FILE NAME: S:\Bids\Bridges\Bridges\CAD\72728 - R/C - Beam - repair\plan\sheet.dgn

USER NAME = Brandon.Dudley	DESIGNED -	REVISED -
PLOT SCALE = 100,0000' / in.	DRAWN -	REVISED -
PLOT DATE = 10/11/2023	CHECKED -	REVISED -
	DATE -	REVISED -

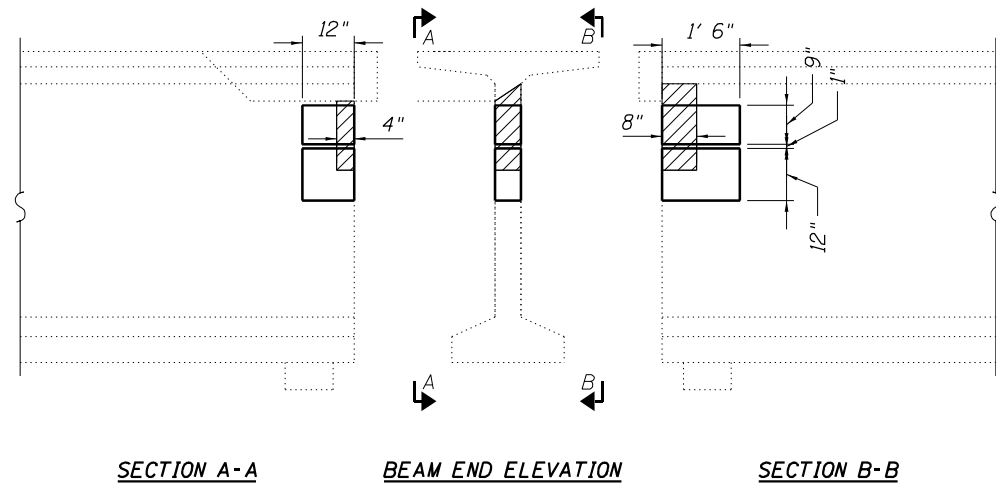
STATE OF ILLINOIS
DEPARTMENT OF TRANSPORTATION

BEAM REPAIR PLAN
SN 001-0086 & 0087

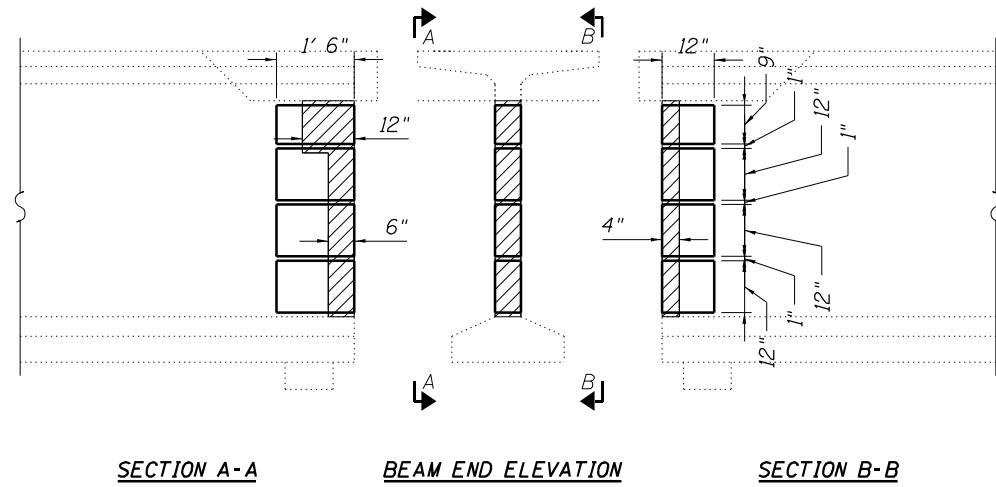
SCALE: SHEET 3 OF 5 SHEETS STA. TO STA.

F.A. RTE.	SECTION	COUNTY	TOTAL SHEETS	SHEET NO.
VAR.	D6 BRIDGE REPAIR 2024	VARIOUS	36	18
CONTRACT NO. 72728				
ILLINOIS FED. AID PROJECT				

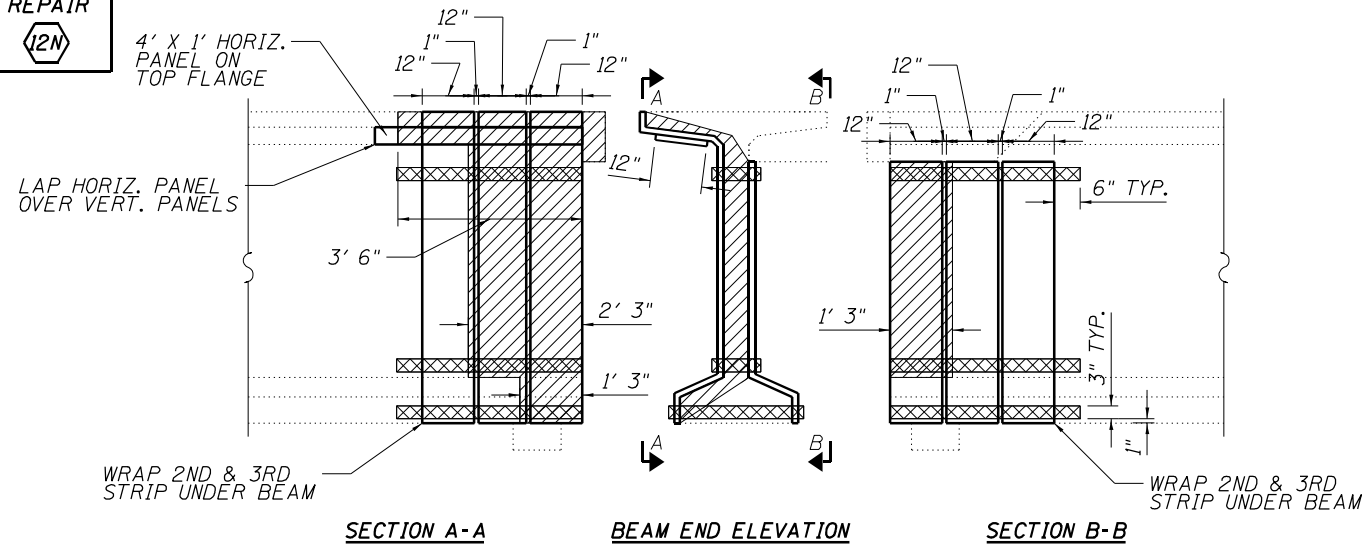
REPAIR
7N



REPAIR
10N



REPAIR
12N



MODEL: Default
FILE NAME: S:\Bridges\Bridges\Plans_CAD\72728 - R1C - Beam - repair\plan\sheet.dgn

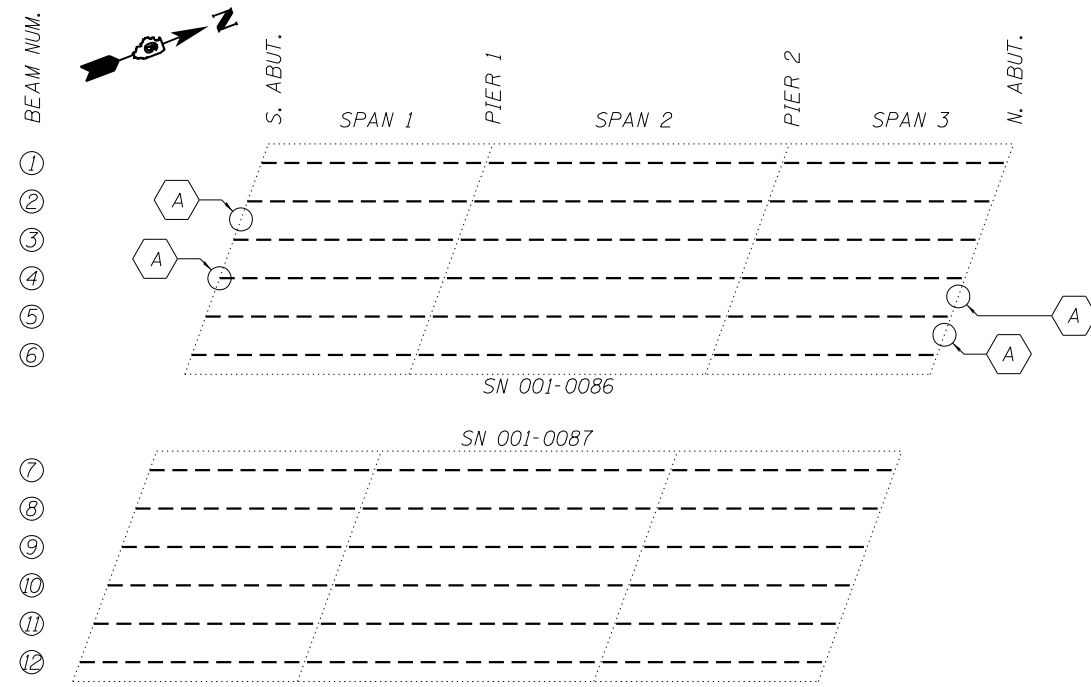
USER NAME = Brandon.Dudley	DESIGNED -	REVISED -
PLOT SCALE = 100,0000' / in.	DRAWN -	REVISED -
PLOT DATE = 10/11/2023	CHECKED -	REVISED -
	DATE -	REVISED -

STATE OF ILLINOIS
DEPARTMENT OF TRANSPORTATION

BEAM REPAIR PLAN
SN 001-0086 & 0087

SCALE: SHEET 4 OF 5 SHEETS STA. TO STA.

F.A. RTE.	SECTION	COUNTY	TOTAL SHEETS	SHEET NO.
VAR.	D6 BRIDGE REPAIR 2024	VARIOUS	36	19
			CONTRACT NO. 72728	
			ILLINOIS FED. AID PROJECT	



MISCELLANEOUS REPAIR FRAMING PLAN

REPAIR A TABLE

ABUT.	LOCATION	DESCRIPTION	CLEAN & PAINT EXPOSED REBAR (SF)
SOUTH	UNDERSIDE OF JOINT HAUNCH BETWEEN BEAMS 2 & 3	REMOVE UNSOUND CONCRETE AND PAINT BARS	10
SOUTH	UNDERSIDE OF JOINT BEHIND BEAM 4	REMOVE UNSOUND CONCRETE AND PAINT BARS	10
NORTH	UNDERSIDE OF JOINT HAUNCH BETWEEN BEAMS 4 & 5	REMOVE UNSOUND CONCRETE AND PAINT BARS	25
NORTH	UNDERSIDE OF JOINT HAUNCH BETWEEN BEAMS 5 & 6	REMOVE UNSOUND CONCRETE AND PAINT BARS	10

MISCELLANEOUS REPAIR BILL OF MATERIAL

ITEM	UNIT	QUANTITY
Cleaning and Painting Exposed Rebar	Sq Ft	55

MODEL: D:\p\h\l
 FILE NAME: S:\Bridges\Bridges\Bridges\CAD\72728 - PPC Lbeam - east\misc_repair.dgn

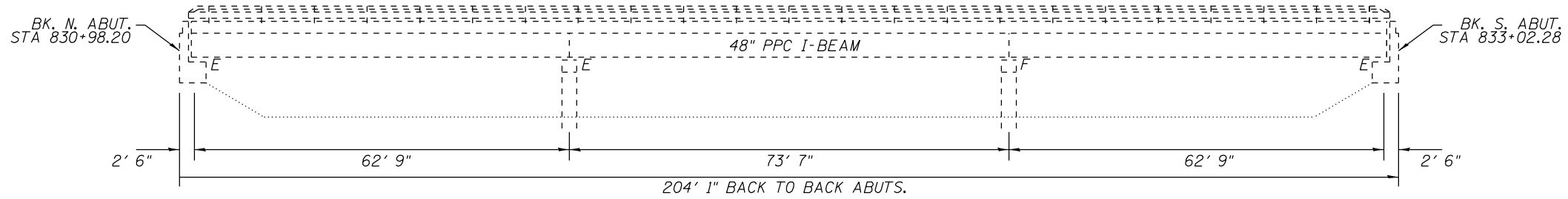
USER NAME = Brandon.Dudley	DESIGNED -	REVISED -
PLOT SCALE = 100,0000' / in.	DRAWN -	REVISED -
PLOT DATE = 10/11/2023	CHECKED -	REVISED -
	DATE -	REVISED -

**STATE OF ILLINOIS
DEPARTMENT OF TRANSPORTATION**

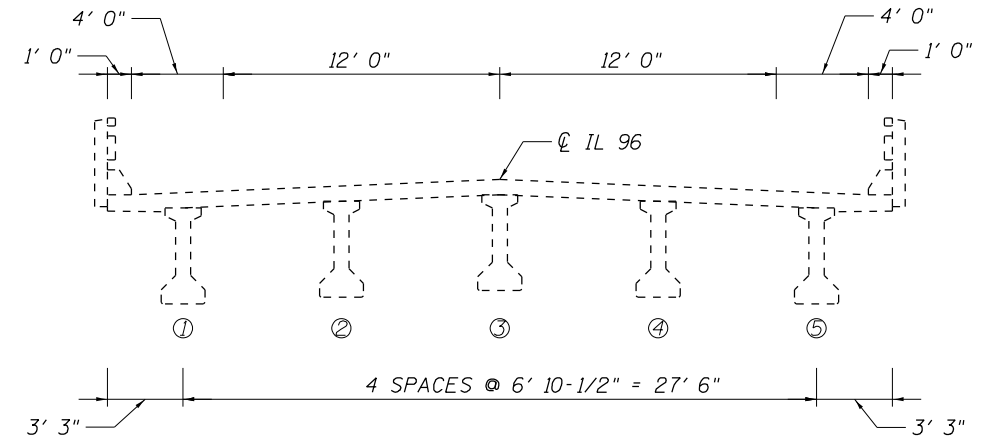
**MISCELLANEOUS REPAIR PLAN
SN 001-0086 & 0087**

SCALE: SHEET 5 OF 5 SHEETS STA. TO STA.

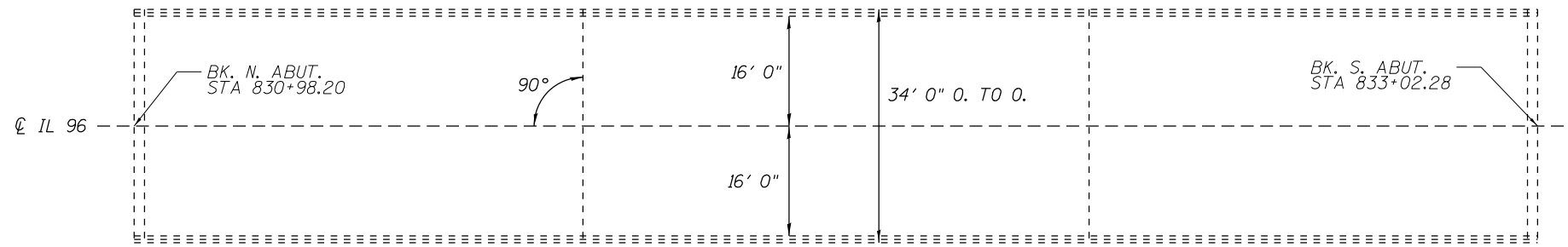
F.A. RTE.	SECTION	COUNTY	TOTAL SHEETS	SHEET NO.
VAR.	D6 BRIDGE REPAIR 2024	VARIOUS	36	20
ILLINOIS FED. AID PROJECT			CONTRACT NO. 72728	



ELEVATION



CROSS SECTION LOOKING SOUTH



PLAN

STRUCTURE GENERAL NOTES:

PLAN DIMENSIONS AND DETAILS RELATIVE TO EXISTING PLANS ARE SUBJECT TO NOMINAL CONSTRUCTION VARIATIONS. THE CONTRACTOR SHALL FIELD VERIFY EXISTING DIMENSIONS AND DETAILS AFFECTING NEW CONSTRUCTION AND MAKE NECESSARY APPROVED ADJUSTMENTS PRIOR TO CONSTRUCTION OR ORDERING OF MATERIALS. SUCH VARIATIONS SHALL NOT BE CAUSE FOR ADDITIONAL COMPENSATION FOR A CHANGE IN THE SCOPE OF WORK, HOWEVER, THE CONTRACTOR WILL BE PAID FOR THE QUANTITY ACTUALLY FURNISHED AT THE UNIT PRICE BID FOR THE WORK.

TOTAL BILL OF MATERIAL (034-0026)

ITEM	UNIT	QUANTITY
Cleaning and Painting Exposed Rebar	Sq Ft	15
Structural Repair of Concrete (Depth Equal to or Less Than 5")	Sq Ft	10
Fiber Wrap	Sq Ft	77
Acrylic Coating	Sq Yd	8
Precast Prestressed Concrete I-Beam Repair	Sq Ft	21

MODEL: D:\p\h\...
FILE NAME: S:\Address\Bridges\Bridges_CAD\72728 - PPC I-beam repair\planSheet.dgn

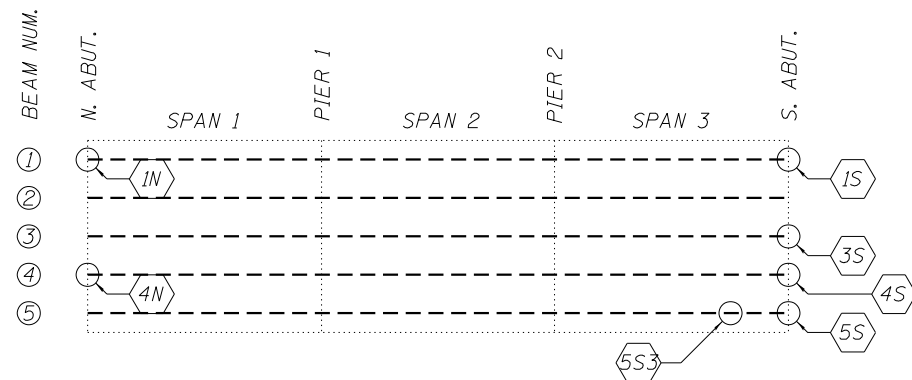
USER NAME = Brandon.Dudley	DESIGNED - BRANDON DUDLEY	REVISED -
PLOT SCALE = 100,0000 ' / in.	DRAWN - BRANDON DUDLEY	REVISED -
PLOT DATE = 10/11/2023	CHECKED -	REVISED -
	DATE - 8/25/2023	REVISED -

**STATE OF ILLINOIS
DEPARTMENT OF TRANSPORTATION**

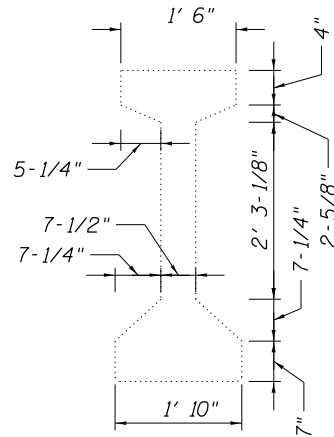
**BRIDGE PLAN & ELEVATION
SN 034-0026**

SCALE: SHEET 1 OF 4 SHEETS STA. TO STA.

F.A. RTE.	SECTION	COUNTY	TOTAL SHEETS	SHEET NO.
VAR.	D6 BRIDGE REPAIR 2024	VARIOUS	36	21
			CONTRACT NO. 72728	
ILLINOIS FED. AID PROJECT				



BEAM REPAIR FRAMING PLAN



TYPICAL BEAM DIMENSIONS

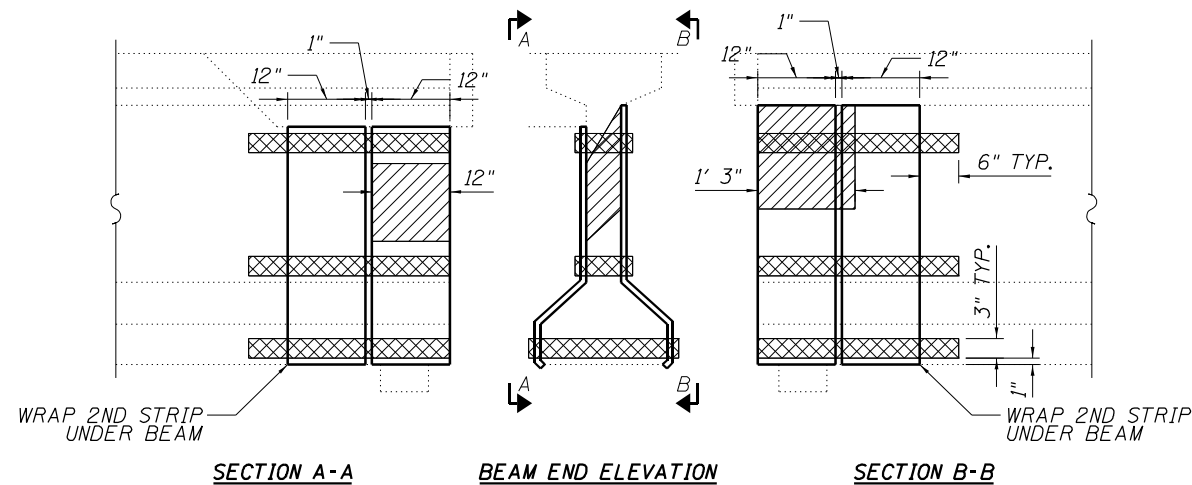
BEAM REPAIR SCHEDULE			
REPAIR	PPC I-BEAM REPAIR (SQ FT)	FIBER WRAP (SQ FT)	ACRYLIC COATING (SQ YD)
1S	3.3	20.5	2.1
3S	4.0	12.4	1.2
4S	1.3	4.2	0.4
5S	6.7	20.5	2.1
5S3	1.9	3.8	0.4
1N	1.3	5.8	0.6
4N	2.2	9.4	0.9
TOTALS:	20.7	76.6	7.7



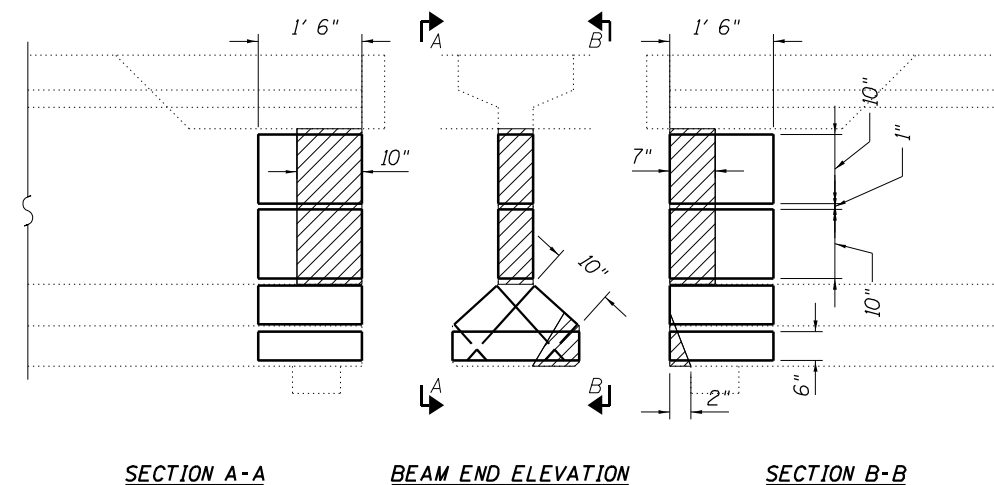
BEAM REPAIR BILL OF MATERIAL

ITEM	UNIT	QUANTITY
Fiber Wrap	Sq Ft	77
Acrylic Coating	Sq Yd	8
Precast Prestressed Concrete I-Beam Repair	Sq Ft	21

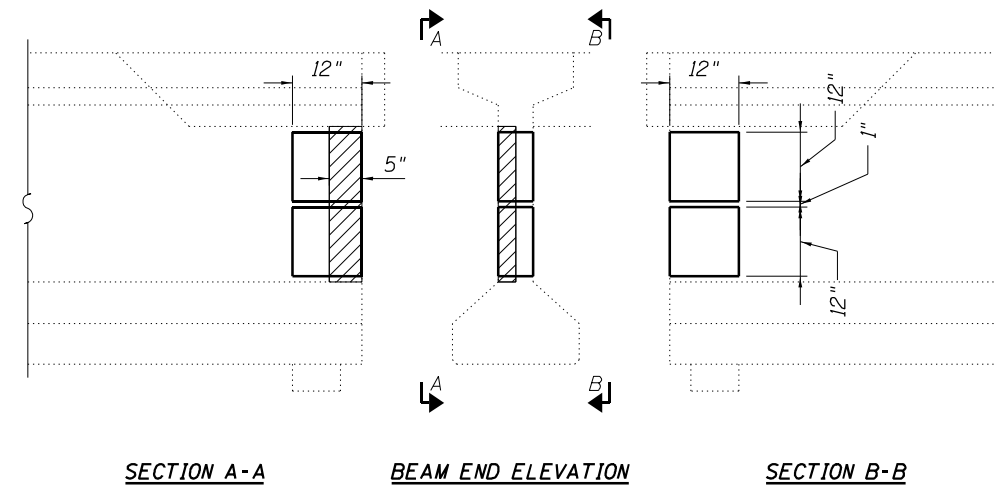
REPAIR
1S



REPAIR
3S



REPAIR
4S



MODEL: Default
FILE: Model_S:\Addresses\Bridges\Bridges_CAD\72728 - PPC I-beam repair\plan sheet.dgn

USER NAME = Brandon.Dudley	DESIGNED -	REVISED -
PLOT SCALE = 100,0000' / in.	DRAWN -	REVISED -
PLOT DATE = 10/11/2023	CHECKED -	REVISED -
	DATE -	REVISED -

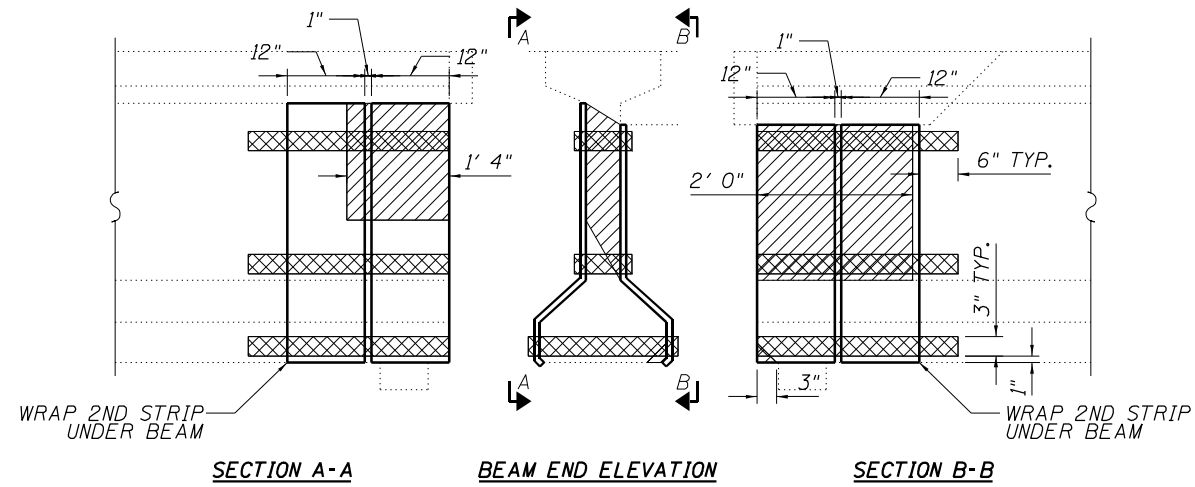
STATE OF ILLINOIS
DEPARTMENT OF TRANSPORTATION

BEAM REPAIR PLAN
SN 034-0026

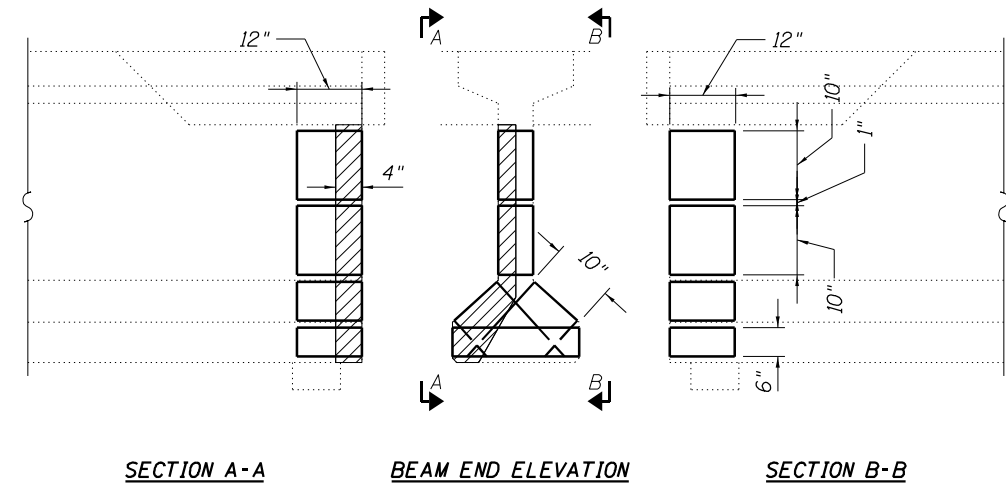
SCALE: SHEET 2 OF 4 SHEETS STA. TO STA.

F.A. RTE.	SECTION	COUNTY	TOTAL SHEETS	SHEET NO.
VAR.	D6 BRIDGE REPAIR 2024	VARIOUS	36	22
			CONTRACT NO. 72728	
ILLINOIS FED. AID PROJECT				

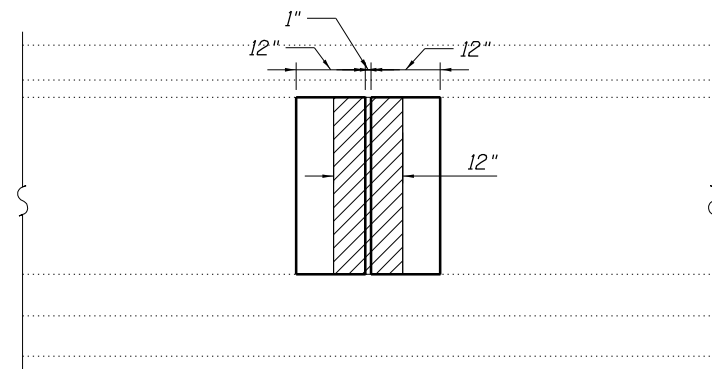
REPAIR
5S



REPAIR
4N

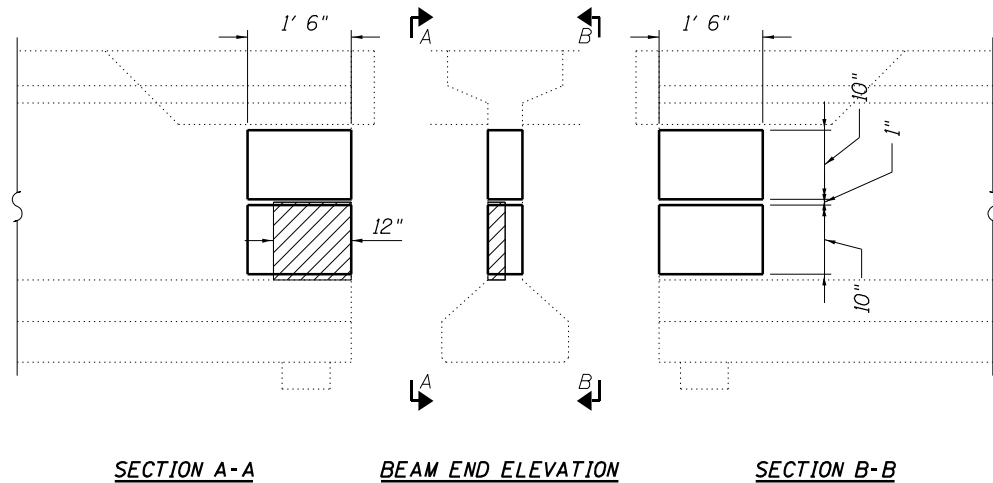


REPAIR
5S3



BEAM ELEVATION - SOUTH FACE

REPAIR
IN



MODEL Path: \\s:\projects\bridge\repair\5S_CAD\72728 - RCP - beam - repair\5S3\sheet.dgn
FILE Name: S:\projects\bridge\repair\5S_CAD\72728 - RCP - beam - repair\5S3\sheet.dgn

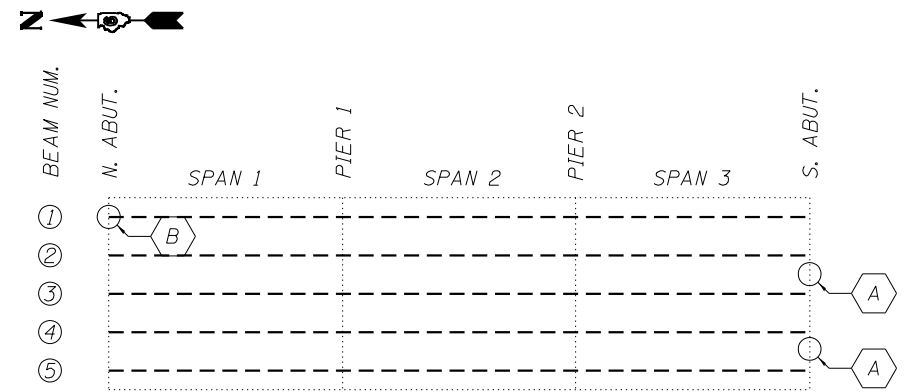
USER NAME = Brandon.Dudley	DESIGNED -	REVISED -
DRAWN -	REVISIONS -	
PLOT SCALE = 100,0000' / in.	CHECKED -	REVISED -
PLOT DATE = 10/11/2023	DATE -	REVISED -

STATE OF ILLINOIS
DEPARTMENT OF TRANSPORTATION

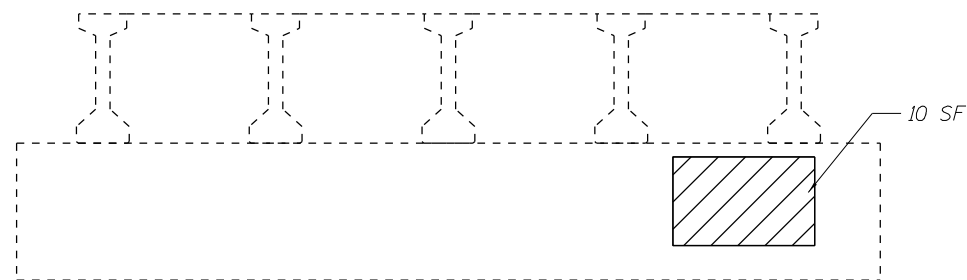
BEAM REPAIR PLAN
SN 034-0026

SCALE: SHEET 3 OF 4 SHEETS STA. TO STA.

F.A. RTE.	SECTION	COUNTY	TOTAL SHEETS	SHEET NO.
VAR.	D6 BRIDGE REPAIR 2024	VARIOUS	36	23
			CONTRACT NO. 72728	
		ILLINOIS FED. AID PROJECT		



MISCELLANEOUS REPAIR FRAMING PLAN



REPAIR B - NORTH ABUT. LOOKING NORTH

 STRUCTURAL REPAIR OF CONCRETE AREAS

REPAIR A TABLE

ABUT.	LOCATION	DESCRIPTION	CLEAN & PAINT EXPOSED REBAR (SF)
SOUTH	UNDERSIDE OF JOINT HAUNCH BETWEEN BEAMS 2 & 3	REMOVE UNSOUND CONCRETE AND PAINT BARS	10
SOUTH	UNDERSIDE OF JOINT HAUNCH BETWEEN BEAMS 4 & 5	REMOVE UNSOUND CONCRETE AND PAINT BARS	5

MISCELLANEOUS REPAIR BILL OF MATERIAL

ITEM	UNIT	QUANTITY
Cleaning and Painting Exposed Rebar	Sq Ft	15
Structural Repair of Concrete (Depth Equal to or Less Than 5")	Sq Ft	10

MODEL: D:\p\h\... FILE NAME: S:\... CAD: 72728 - R/C Lbeam: eastsideplan1sheet.dgn

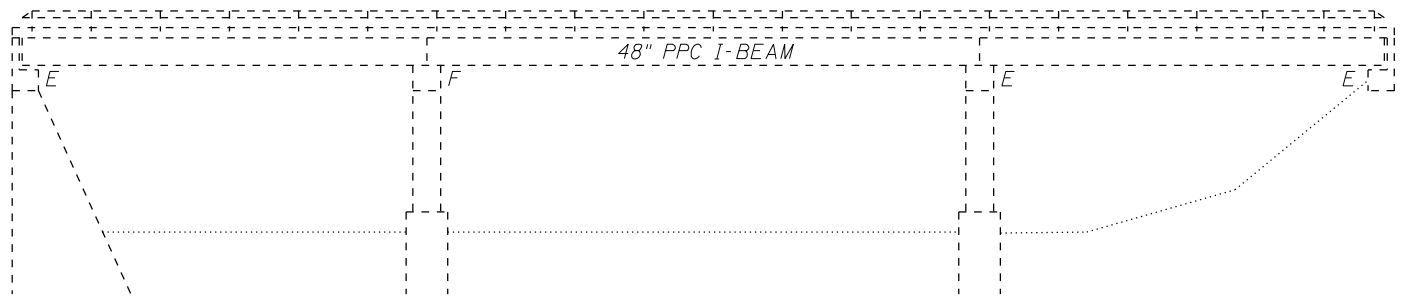
USER NAME = Brandon.Dudley	DESIGNED -	REVISED -
PLOT SCALE = 100,0000' / in.	DRAWN -	REVISED -
PLOT DATE = 10/11/2023	CHECKED -	REVISED -
	DATE -	REVISED -

**STATE OF ILLINOIS
DEPARTMENT OF TRANSPORTATION**

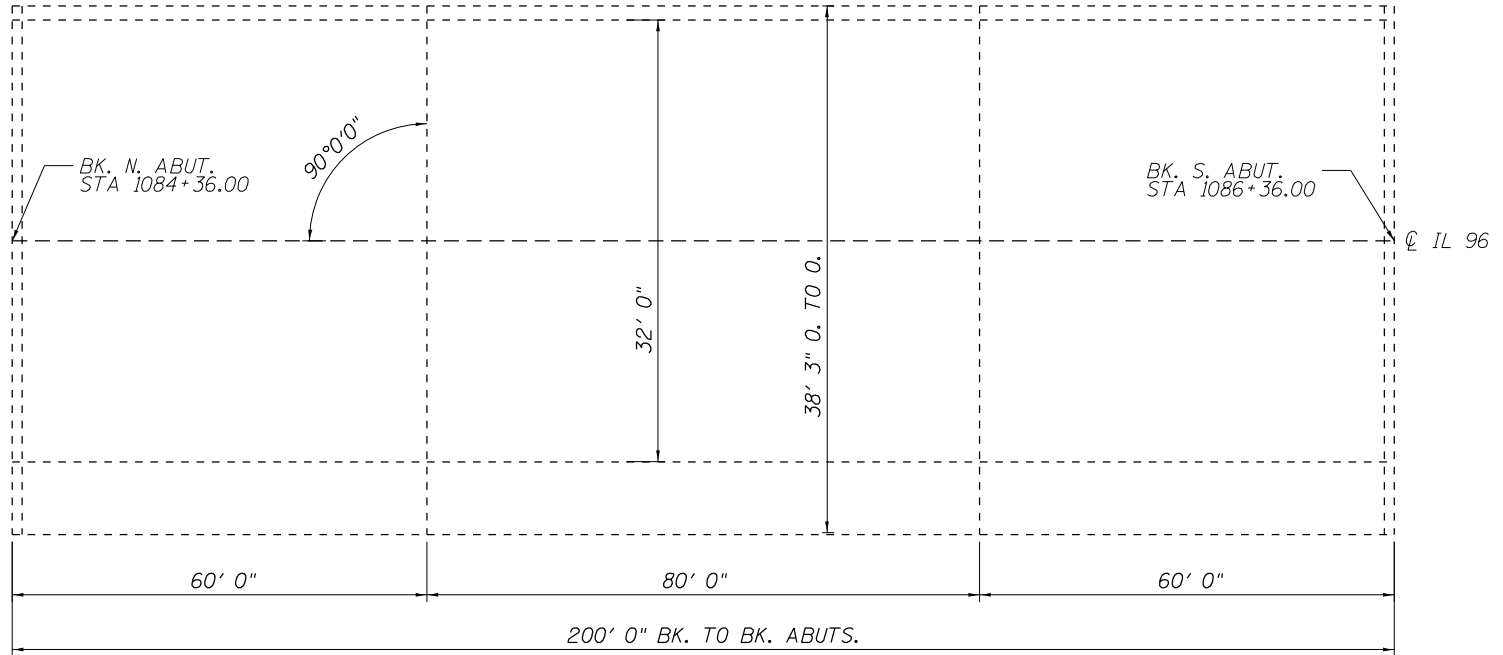
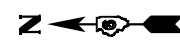
**MISCELLANEOUS REPAIR PLAN
SN 034-0026**

SCALE: SHEET 4 OF 4 SHEETS STA. TO STA.

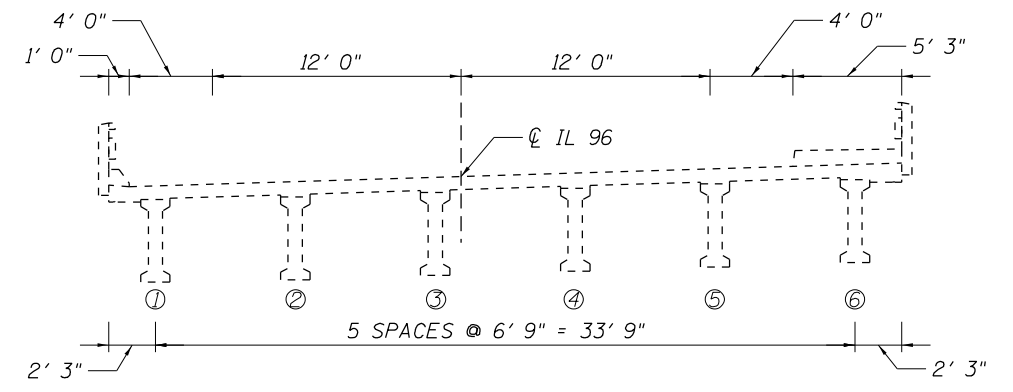
F.A. RTE.	SECTION	COUNTY	TOTAL SHEETS	SHEET NO.
VAR.	D6 BRIDGE REPAIR 2024	VARIOUS	36	24
ILLINOIS FED. AID PROJECT			CONTRACT NO. 72728	



ELEVATION



PLAN



CROSS SECTION LOOKING SOUTH

TOTAL BILL OF MATERIAL (034-0030)

ITEM	UNIT	QUANTITY
Structural Repair of Concrete (Depth Equal to or Less Than 5")	Sq Ft	150
Fiber Wrap	Sq Ft	155
Acrylic Coating	Sq Yd	16
Precast Prestressed Concrete I-Beam Repair	Sq Ft	49

STRUCTURE GENERAL NOTES:
 PLAN DIMENSIONS AND DETAILS RELATIVE TO EXISTING PLANS ARE SUBJECT TO NOMINAL CONSTRUCTION VARIATIONS. THE CONTRACTOR SHALL FIELD VERIFY EXISTING DIMENSIONS AND DETAILS AFFECTING NEW CONSTRUCTION AND MAKE NECESSARY APPROVED ADJUSTMENTS PRIOR TO CONSTRUCTION OR ORDERING OF MATERIALS. SUCH VARIATIONS SHALL NOT BE CAUSE FOR ADDITIONAL COMPENSATION FOR A CHANGE IN THE SCOPE OF WORK, HOWEVER, THE CONTRACTOR WILL BE PAID FOR THE QUANTITY ACTUALLY FURNISHED AT THE UNIT PRICE BID FOR THE WORK.

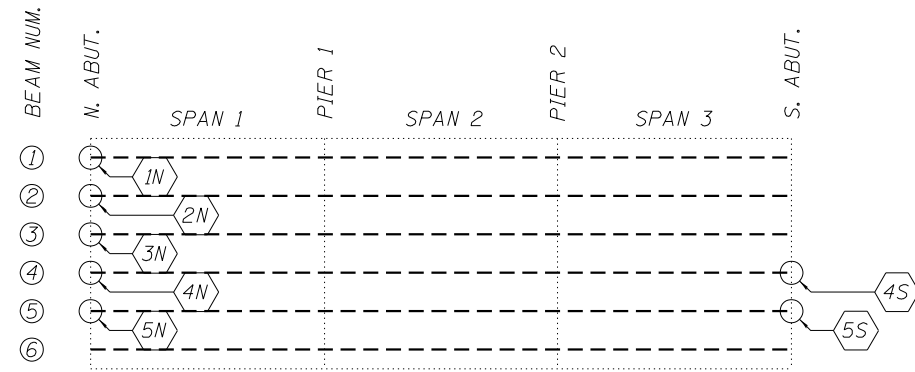
MODEL: D:\p\h\...
 FILE NAME: S:\Address\Bridges\Bridges_CAD\72728 - PPC I-beam - east\bridgeplan.elevation.dgn

USER NAME = Brandon.Dudley	DESIGNED - BRANDON DUDLEY	REVISED -
PLOT SCALE = 100,0000' / in.	DRAWN - BRANDON DUDLEY	REVISED -
PLOT DATE = 10/11/2023	CHECKED -	REVISED -
	DATE - 8/25/2023	REVISED -

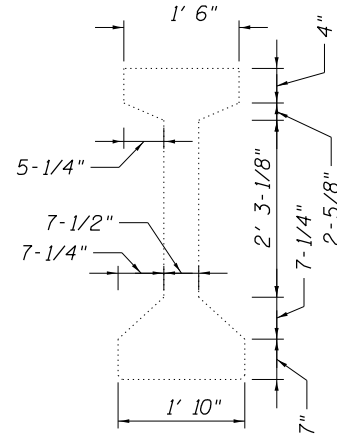
**STATE OF ILLINOIS
 DEPARTMENT OF TRANSPORTATION**

**BRIDGE PLAN & ELEVATION
 SN 034-0030**
 SCALE: SHEET 1 OF 4 SHEETS STA. TO STA.

F.A. RTE.	SECTION	COUNTY	TOTAL SHEETS	SHEET NO.
VAR.	D6 BRIDGE REPAIR 2024	VARIOUS	36	25
			CONTRACT NO. 72728	
		ILLINOIS	FED. AID PROJECT	



BEAM REPAIR FRAMING PLAN



TYPICAL BEAM DIMENSIONS

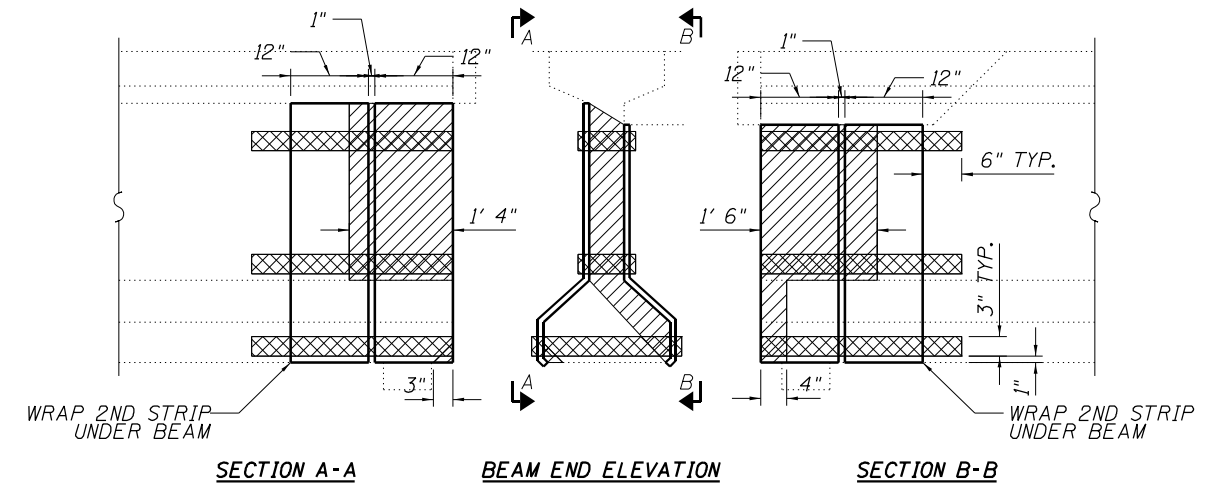
BEAM REPAIR SCHEDULE			
REPAIR	PPC I-BEAM REPAIR (SQ FT)	FIBER WRAP (SQ FT)	ACRYLIC COATING (SQ YD)
1N	7.7	20.5	2.1
2N	8.6	19.9	2.0
3N	6.0	19.9	2.0
4N	10.4	30.0	3.0
5N	3.4	14.0	1.4
4S	10.2	30.0	3.0
5S	2.0	19.9	2.0
TOTALS:	48.3	154.2	15.5



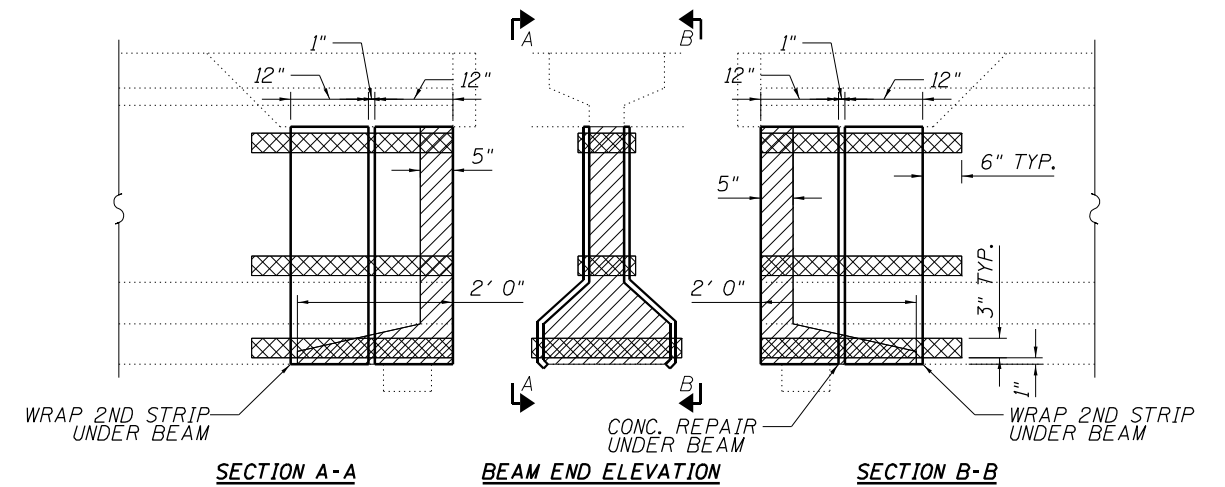
BEAM REPAIR BILL OF MATERIAL

ITEM	UNIT	QUANTITY
Fiber Wrap	Sq Ft	155
Acrylic Coating	Sq Yd	16
Precast Prestressed Concrete I-Beam Repair	Sq Ft	49

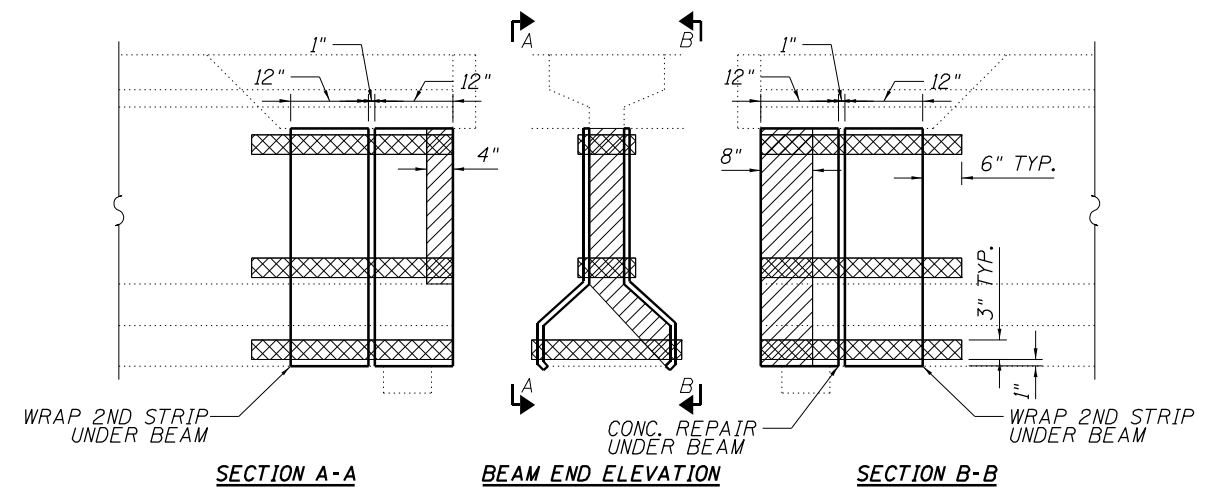
REPAIR
1N



REPAIR
2N



REPAIR
3N



STATE OF ILLINOIS
DEPARTMENT OF TRANSPORTATION

BEAM REPAIR PLAN
SN 034-0030

F.A. RTE.	SECTION	COUNTY	TOTAL SHEETS	SHEET NO.
VAR.	D6 BRIDGE REPAIR 2024	VARIOUS	36	26

CONTRACT NO. 72728

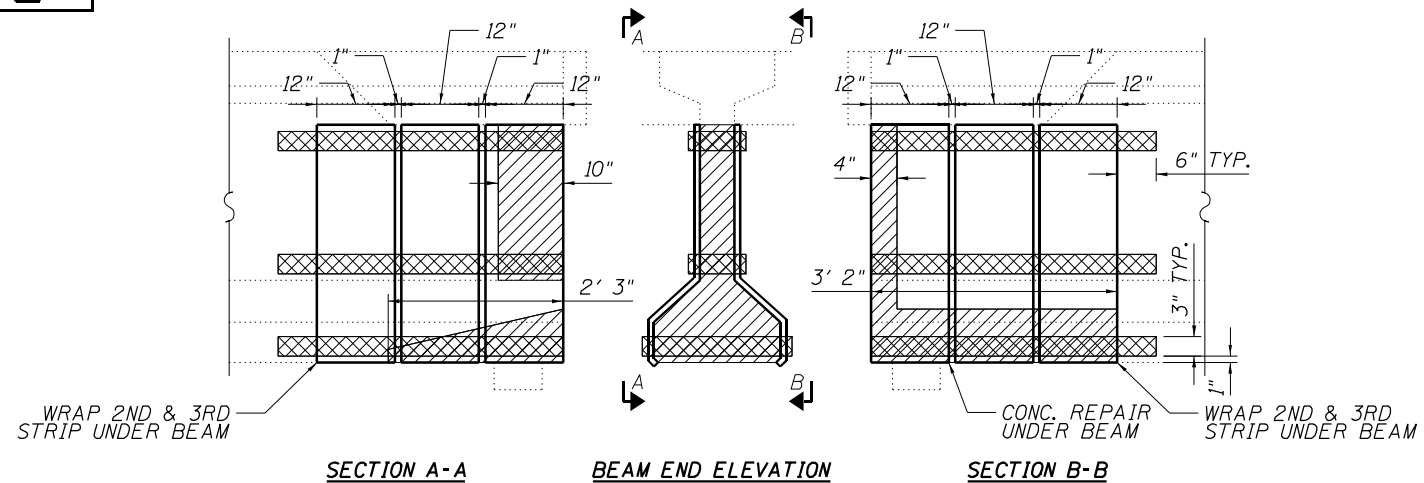
SCALE: SHEET 2 OF 4 SHEETS STA. TO STA.

ILLINOIS FED. AID PROJECT

MODEL: Default
FILE NAME: S:\Roads\Bridges\Bridges_CAD\72728 - PPC I-beam repair\planSheet.dgn

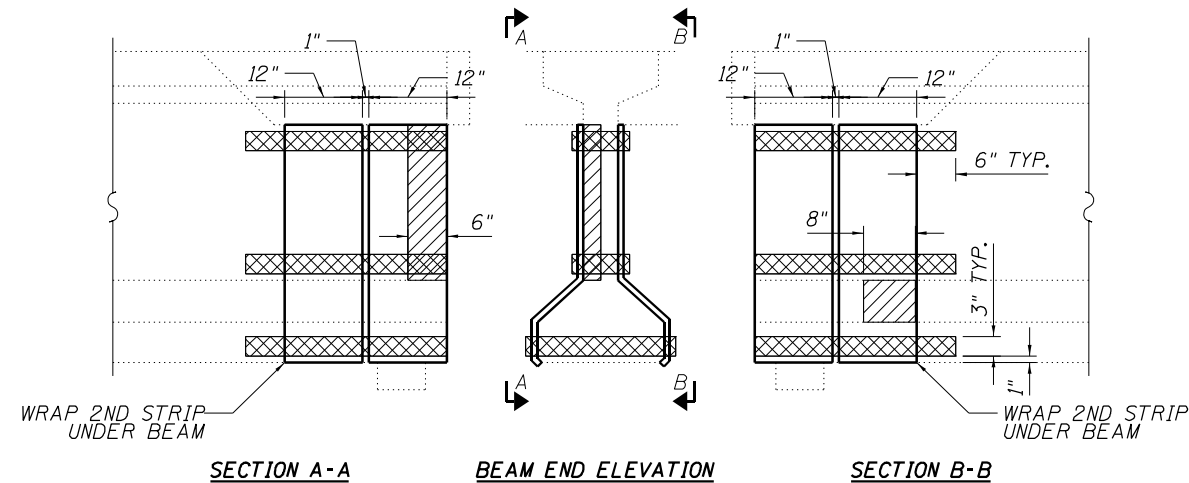
REPAIR

4N



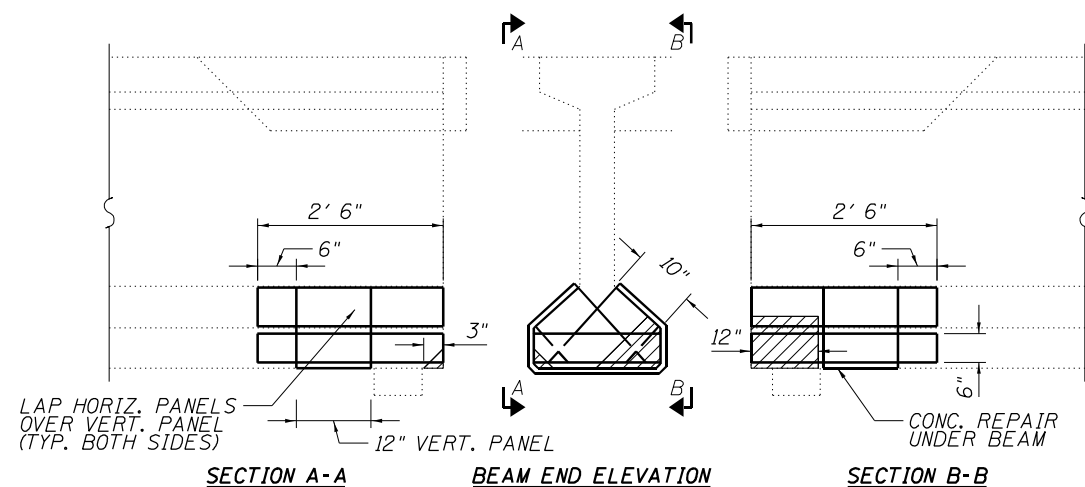
REPAIR

5S



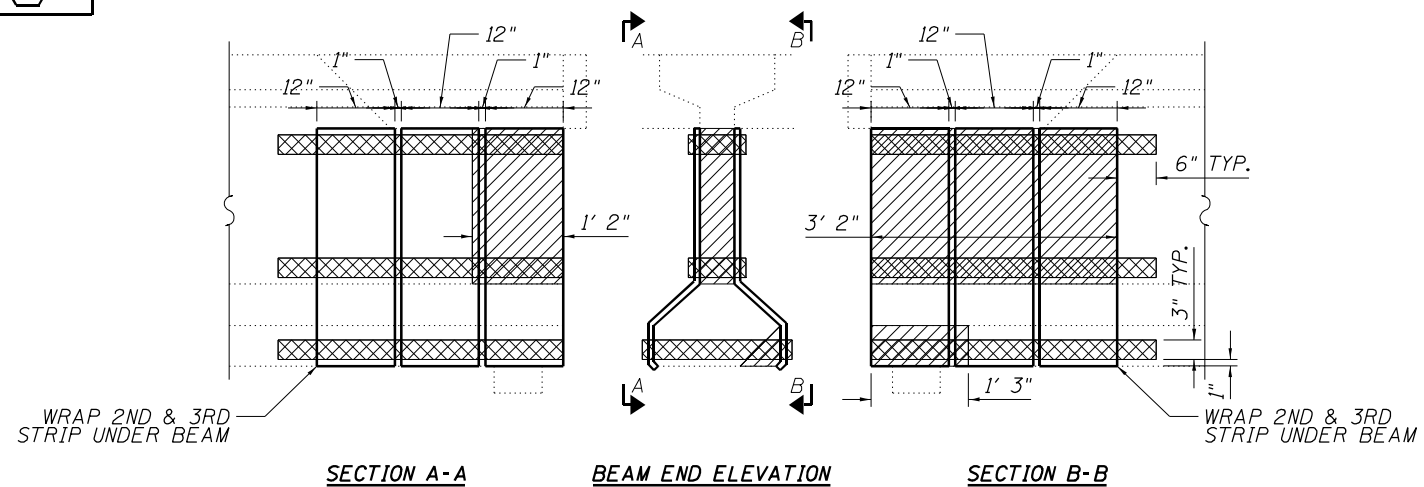
REPAIR

5N



REPAIR

4S



MODEL: Default
FILE: Model: S:\Addresses\Bridges\Plans_CAD\72728 - R1C - Beam - repair\plan\sheet.dgn

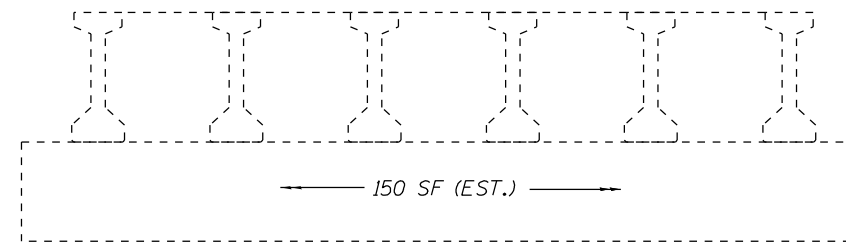
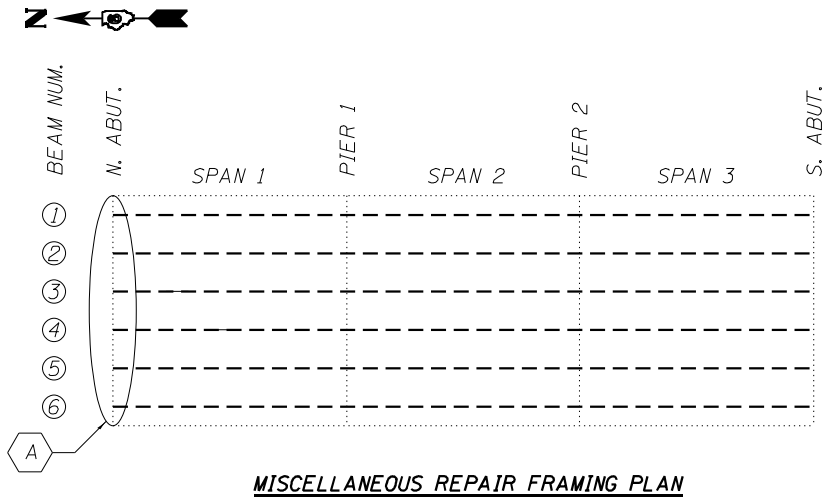
USER NAME = Brandon.Dudley	DESIGNED -	REVISED -
PLOT SCALE = 100,0000 ' / in.	DRAWN -	REVISED -
PLOT DATE = 10/11/2023	CHECKED -	REVISED -
	DATE -	REVISED -

STATE OF ILLINOIS
DEPARTMENT OF TRANSPORTATION

BEAM REPAIR PLAN
SN 034-0030

SCALE: SHEET 3 OF 4 SHEETS STA. TO STA.

F.A. RTE.	SECTION	COUNTY	TOTAL SHEETS	SHEET NO.
VAR.	D6 BRIDGE REPAIR 2024	VARIOUS	36	27
			CONTRACT NO. 72728	
ILLINOIS FED. AID PROJECT				



NOTE: 150 SF OF STRUCTURAL REPAIR OF CONCRETE ESTIMATED FOR THE NORTH ABUTMENT FACE AND BACKWALLS.

MISCELLANEOUS REPAIR BILL OF MATERIAL

ITEM	UNIT	QUANTITY
Structural Repair of Concrete (Depth Equal to or Less Than 5")	Sq Ft	150

MODEL: Default
FILE NAME: S:\Bids\Bridges\Bridges\CAD\72728 - PPC Lbeam - east\ppbmsheet.dgn

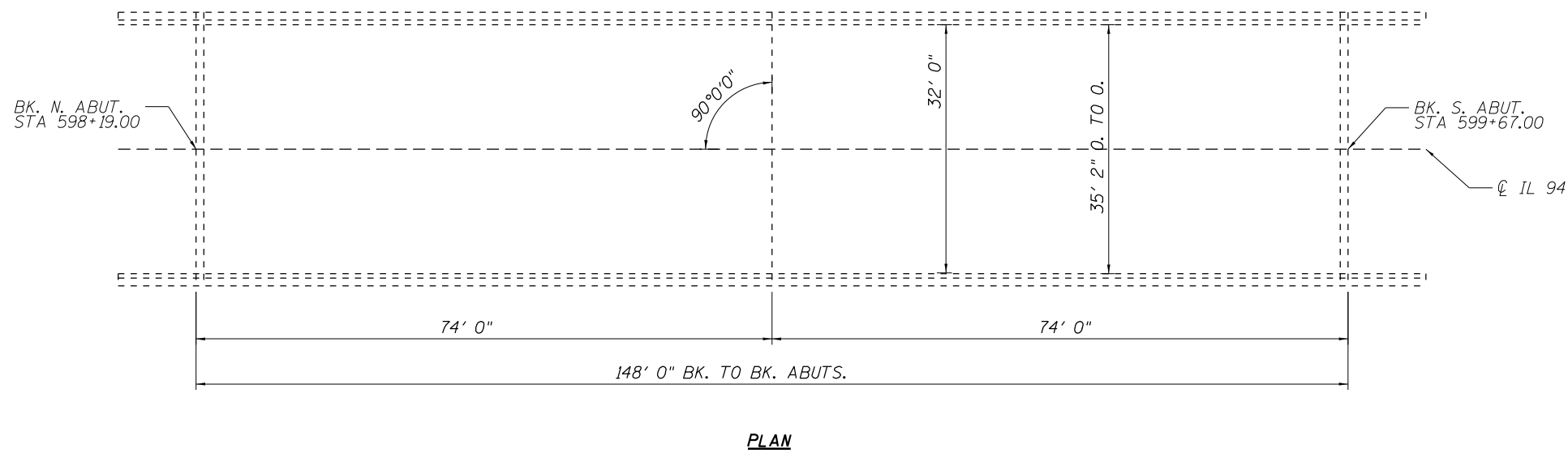
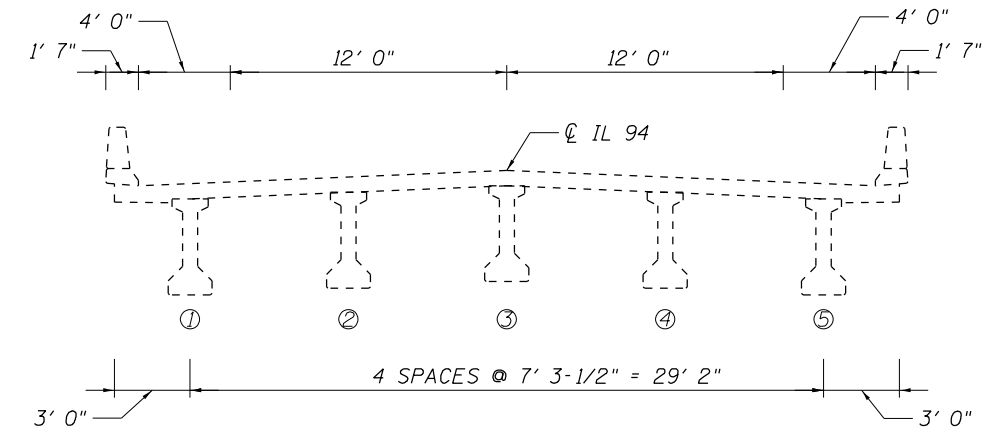
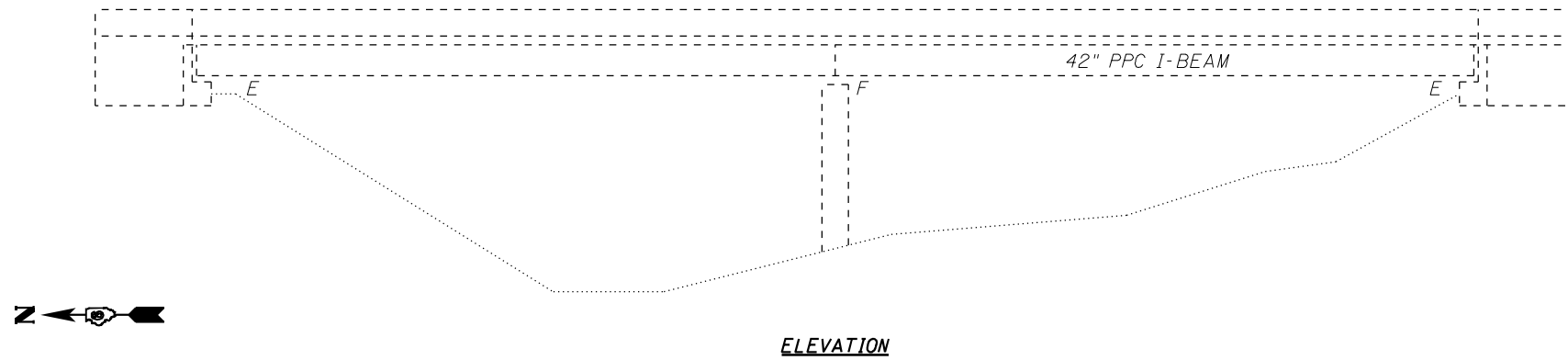
USER NAME = Brandon.Dudley	DESIGNED -	REVISED -
	DRAWN -	REVISED -
PLOT SCALE = 100,0000' / in.	CHECKED -	REVISED -
PLOT DATE = 10/11/2023	DATE -	REVISED -

**STATE OF ILLINOIS
DEPARTMENT OF TRANSPORTATION**

**MISCELLANEOUS REPAIR PLAN
SN 034-0030**

SCALE: SHEET 4 OF 4 SHEETS STA. TO STA.

F.A. RTE.	SECTION	COUNTY	TOTAL SHEETS	SHEET NO.
VAR.	D6 BRIDGE REPAIR 2024	VARIOUS	36	28
			CONTRACT NO. 72728	
		ILLINOIS	FED. AID PROJECT	



TOTAL BILL OF MATERIAL (034-0042)

ITEM	UNIT	QUANTITY
Structural Repair of Concrete (Depth Equal to or Less Than 5")	Sq Ft	13
Fiber Wrap	Sq Ft	85
Acrylic Coating	Sq Yd	9
Precast Prestressed Concrete I-Beam Repair	Sq Ft	22

STRUCTURE GENERAL NOTES:

PLAN DIMENSIONS AND DETAILS RELATIVE TO EXISTING PLANS ARE SUBJECT TO NOMINAL CONSTRUCTION VARIATIONS. THE CONTRACTOR SHALL FIELD VERIFY EXISTING DIMENSIONS AND DETAILS AFFECTING NEW CONSTRUCTION AND MAKE NECESSARY APPROVED ADJUSTMENTS PRIOR TO CONSTRUCTION OR ORDERING OF MATERIALS. SUCH VARIATIONS SHALL NOT BE CAUSE FOR ADDITIONAL COMPENSATION FOR A CHANGE IN THE SCOPE OF WORK, HOWEVER, THE CONTRACTOR WILL BE PAID FOR THE QUANTITY ACTUALLY FURNISHED AT THE UNIT PRICE BID FOR THE WORK.

MODEL: D:\p\h\...
FILE NAME: S:\Addresses\Bridges\Bns_CAD\72728 - PPC I-beam - east\slp\sheet.dgn

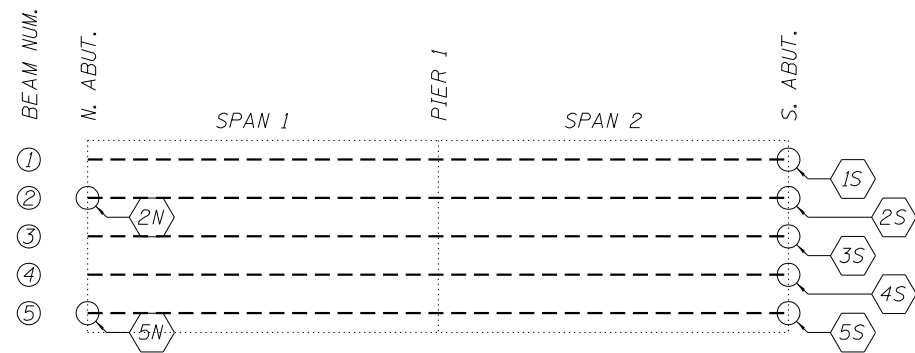
USER NAME = Brandon.Dudley	DESIGNED - BRANDON DUDLEY	REVISED -
PLOT SCALE = 100,0000' / in.	DRAWN - BRANDON DUDLEY	REVISED -
PLOT DATE = 10/11/2023	CHECKED -	REVISED -
	DATE - 8/25/2023	REVISED -

**STATE OF ILLINOIS
DEPARTMENT OF TRANSPORTATION**

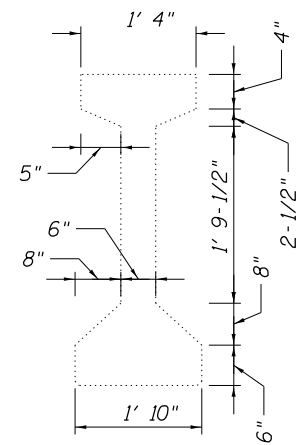
**BRIDGE PLAN & ELEVATION
SN 034-0042**

SCALE: SHEET 1 OF 4 SHEETS STA. TO STA.

F.A. RTE.	SECTION	COUNTY	TOTAL SHEETS	SHEET NO.
VAR.	D6 BRIDGE REPAIR 2024	VARIOUS	36	29
			CONTRACT NO. 72728	
		ILLINOIS	FED. AID PROJECT	



BEAM REPAIR FRAMING PLAN



TYPICAL BEAM DIMENSIONS

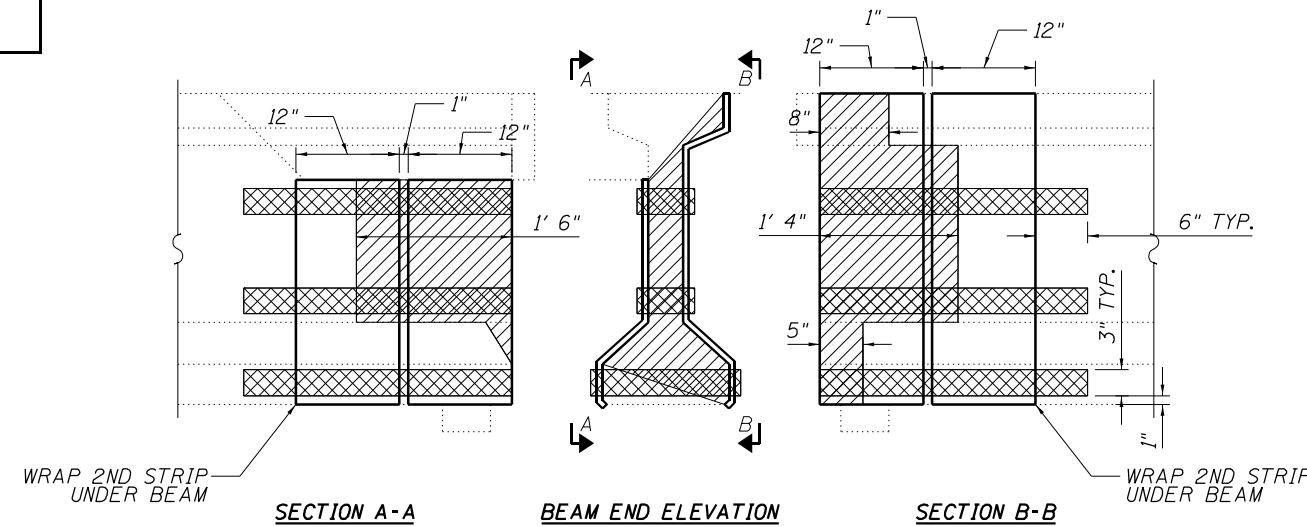
BEAM REPAIR SCHEDULE			
REPAIR	PPC I-BEAM REPAIR (SQ FT)	FIBER WRAP (SQ FT)	ACRYLIC COATING (SQ YD)
1S	8.2	20.4	2.0
2S	4.1	18.2	1.8
3S	1.5	4.7	0.5
4S	0.5	3.3	0.3
5S	3.1	10.7	1.1
2N	2.0	18.2	1.8
5N	2.2	8.6	0.9
TOTALS:	21.6	84.1	8.4



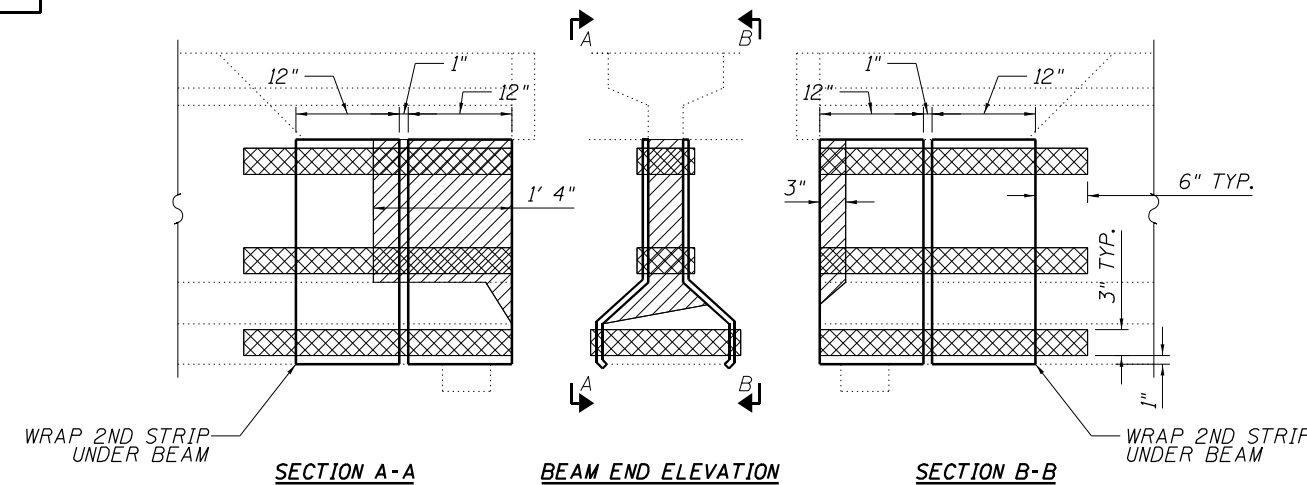
BEAM REPAIR BILL OF MATERIAL

ITEM	UNIT	QUANTITY
Fiber Wrap	Sq Ft	85
Acrylic Coating	Sq Yd	9
Precast Prestressed Concrete I-Beam Repair	Sq Ft	22

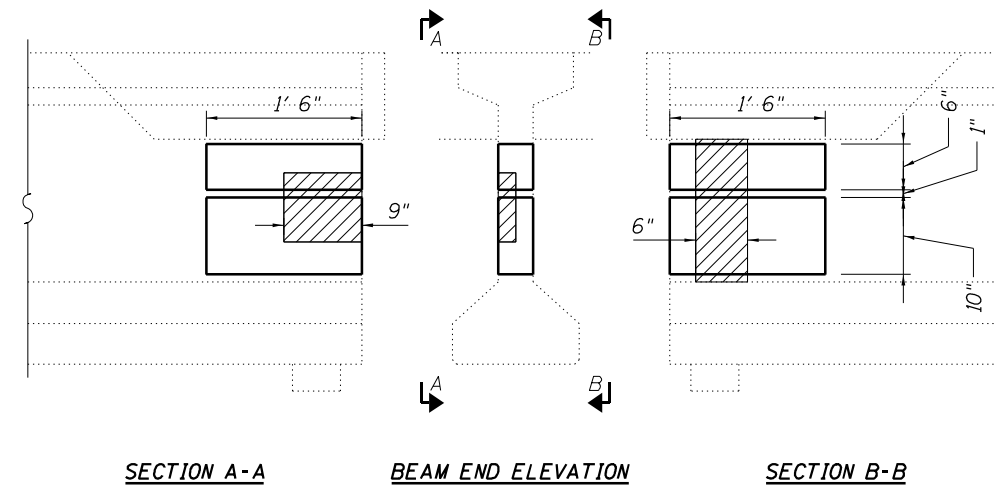
REPAIR
1S



REPAIR
2S



REPAIR
3S



MODEL: Default
FILE NAME: S:\Roads\Bridges\Bridges_CAD\72728 - PPC I-beam repair\plan sheet.dgn

USER NAME = Brandon.Dudley	DESIGNED -	REVISED -
PLOT SCALE = 100,0000' / in.	DRAWN -	REVISED -
PLOT DATE = 10/11/2023	CHECKED -	REVISED -
	DATE -	REVISED -

**STATE OF ILLINOIS
DEPARTMENT OF TRANSPORTATION**

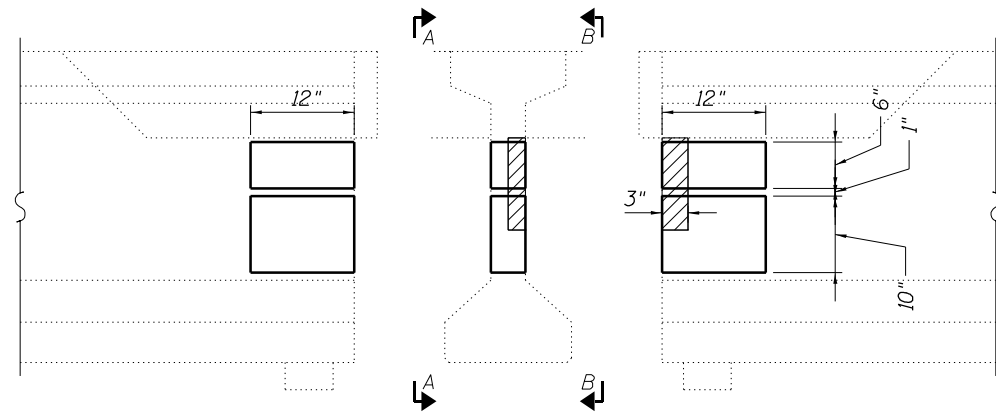
**BEAM REPAIR PLAN
SN 034-0042**

SCALE: SHEET 2 OF 4 SHEETS STA. TO STA.

F.A. RTE.	SECTION	COUNTY	TOTAL SHEETS	SHEET NO.
VAR.	D6 BRIDGE REPAIR 2024	VARIOUS	36	30
			CONTRACT NO. 72728	
ILLINOIS FED. AID PROJECT				

REPAIR

4S



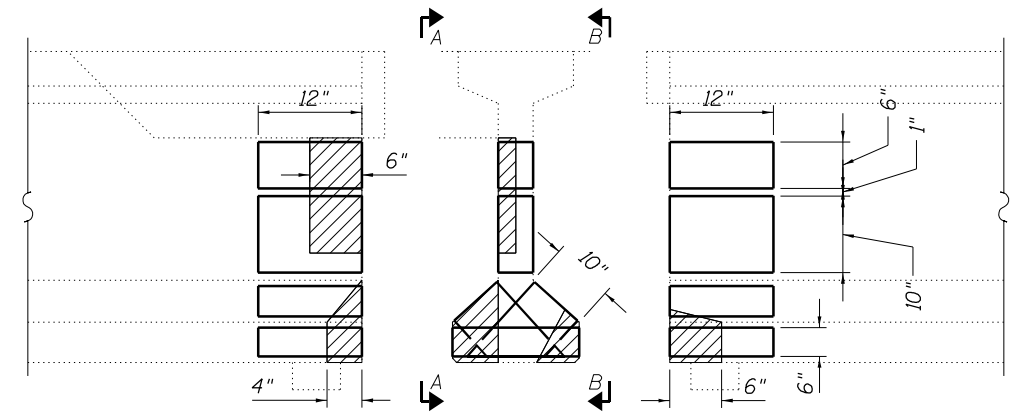
SECTION A-A

BEAM END ELEVATION

SECTION B-B

REPAIR

5N



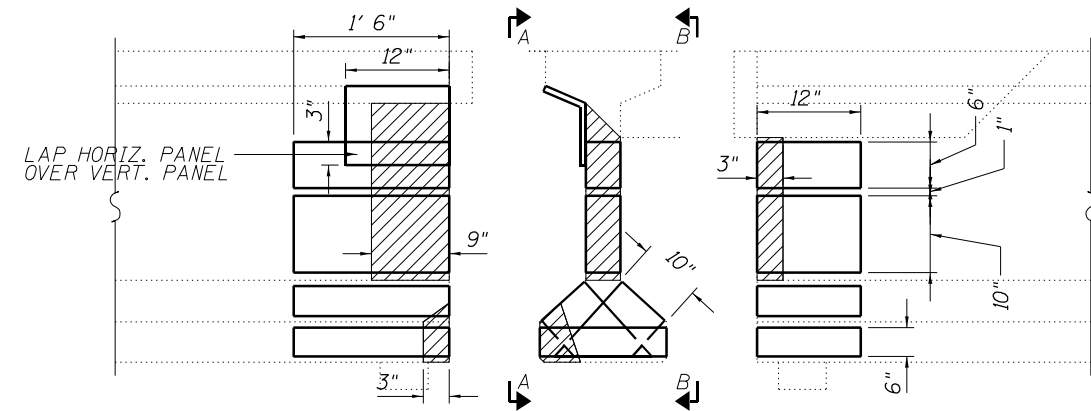
SECTION A-A

BEAM END ELEVATION

SECTION B-B

REPAIR

5S



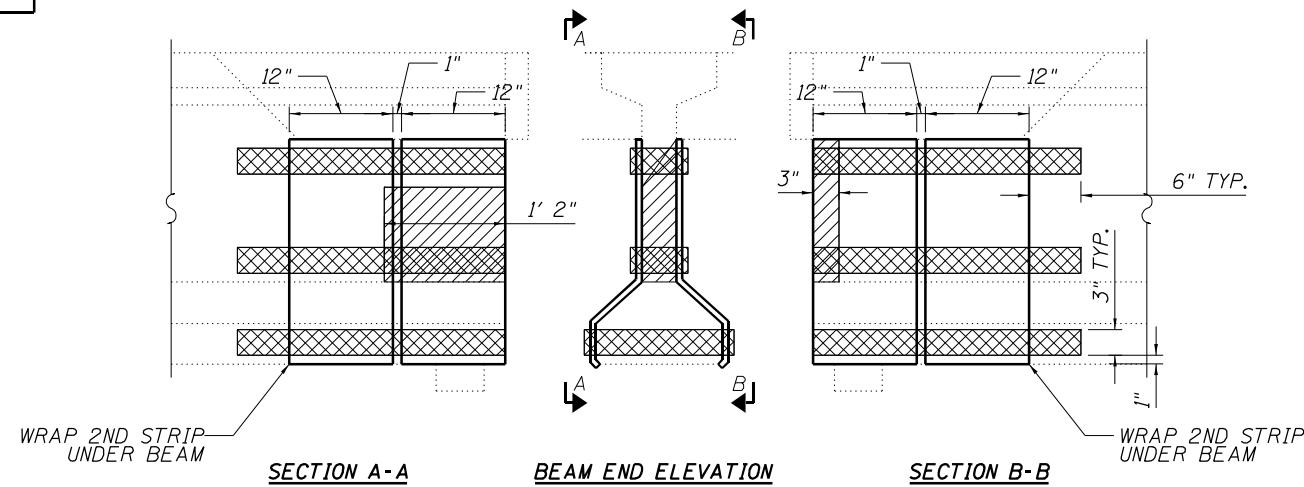
SECTION A-A

BEAM END ELEVATION

SECTION B-B

REPAIR

2N



SECTION A-A

BEAM END ELEVATION

SECTION B-B

MODEL: Default
FILE NAME: S:\Addresses\Bridges\Plans_CAD\72728 - R1C - Beam - repair\plan\sheet.dgn

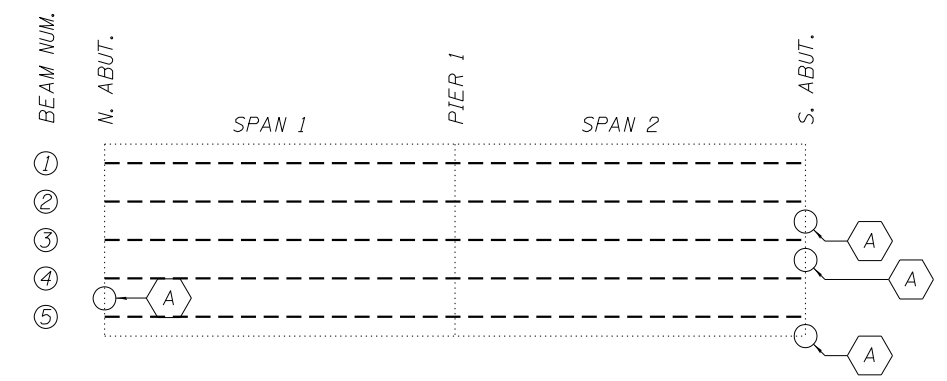
USER NAME = Brandon.Dudley	DESIGNED -	REVISED -
	DRAWN -	REVISED -
PLOT SCALE = 100,0000 ' / in.	CHECKED -	REVISED -
PLOT DATE = 10/11/2023	DATE -	REVISED -

STATE OF ILLINOIS
DEPARTMENT OF TRANSPORTATION

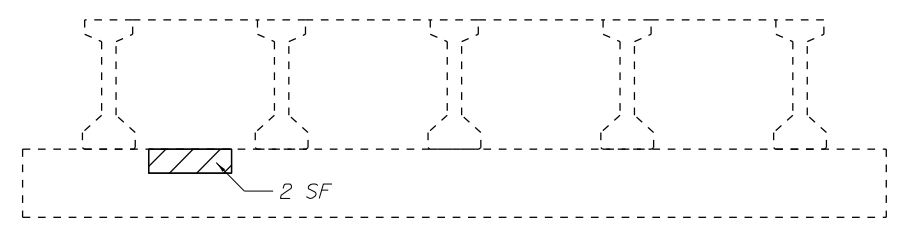
BEAM REPAIR PLAN
SN 034-0042

SCALE: SHEET 3 OF 4 SHEETS STA. TO STA.

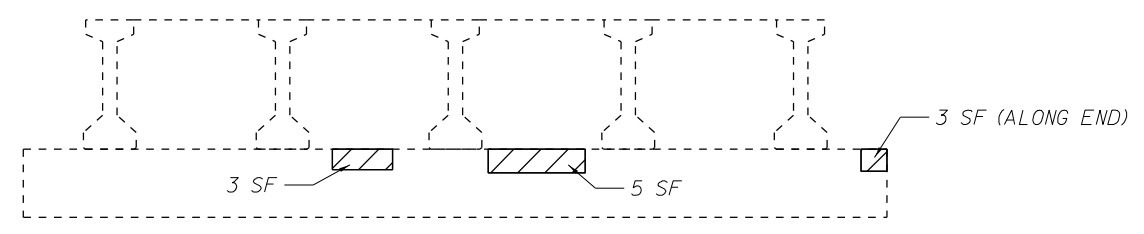
F.A. RTE.	SECTION	COUNTY	TOTAL SHEETS	SHEET NO.
VAR.	D6 BRIDGE REPAIR 2024	VARIOUS	36	31
			CONTRACT NO. 72728	
ILLINOIS FED. AID PROJECT				



BEAM REPAIR FRAMING PLAN



REPAIR A - NORTH ABUT. LOOKING NORTH



REPAIR A - SOUTH ABUT. LOOKING SOUTH

 STRUCTURAL REPAIR OF CONCRETE AREAS

MISCELLANEOUS REPAIR BILL OF MATERIAL

ITEM	UNIT	QUANTITY
Structural Repair of Concrete (Depth Equal to or Less Than 5")	Sq Ft	13

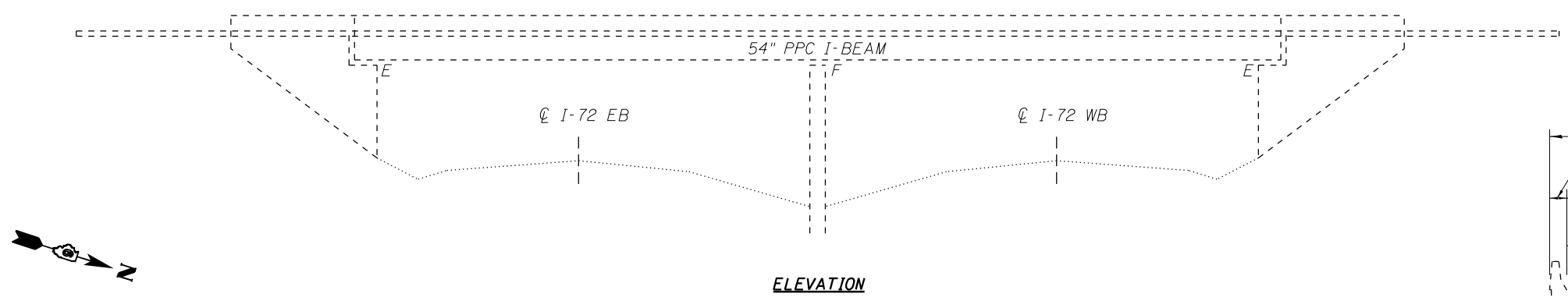
MODEL: Default
FILE NAME: S:\Bridges\Bridges\CAD\72728 - PFC Lbeam - east\p1bnsheet.dgn

USER NAME = Brandon.Dudley	DESIGNED -	REVISED -
PLOT SCALE = 100,0000' / in.	DRAWN -	REVISED -
PLOT DATE = 10/11/2023	CHECKED -	REVISED -
	DATE -	REVISED -

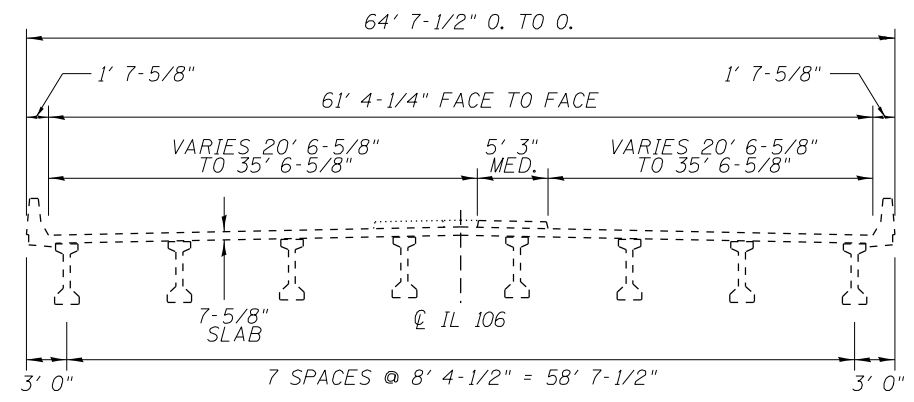
**STATE OF ILLINOIS
DEPARTMENT OF TRANSPORTATION**

MISCELLANEOUS REPAIR PLAN			
SN 034-0042			
SCALE:	SHEET 4	OF 4 SHEETS	STA. TO STA.

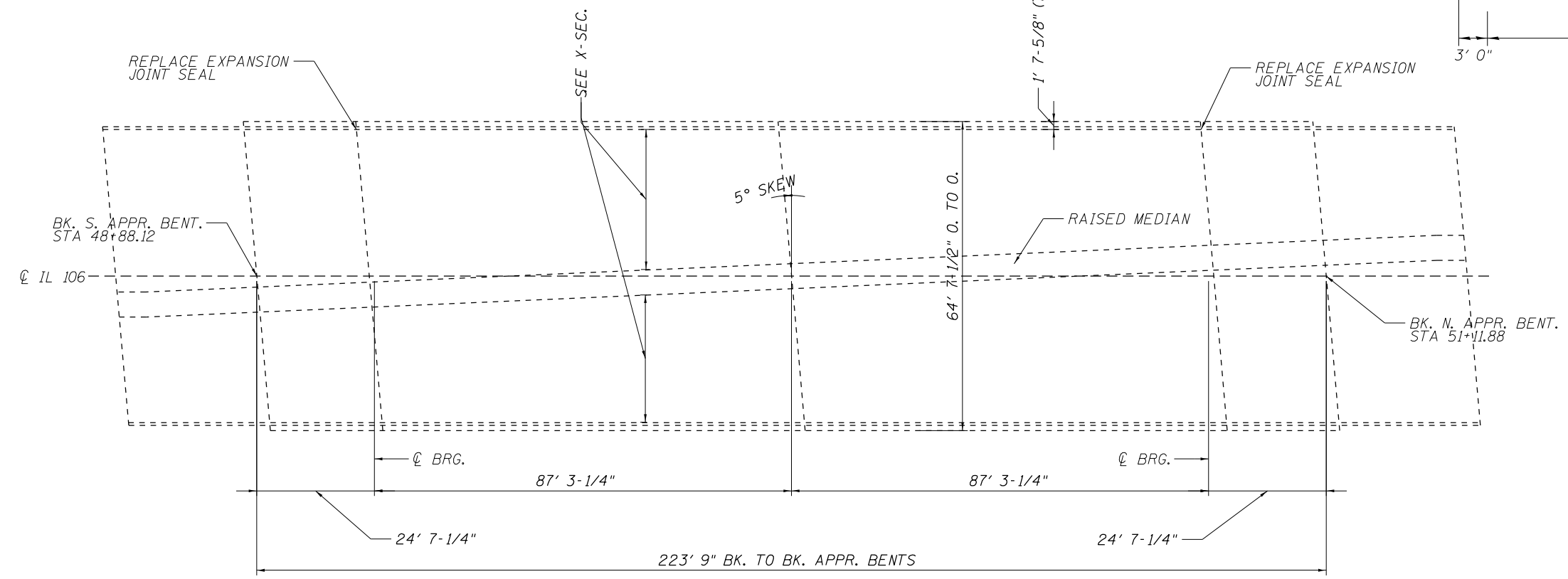
F.A. RTE.	SECTION	COUNTY	TOTAL SHEETS	SHEET NO.
VAR.	D6 BRIDGE REPAIR 2024	VARIOUS	36	32
			CONTRACT NO. 72728	
		ILLINOIS	FED. AID PROJECT	



ELEVATION



CROSS SECTION



TOTAL BILL OF MATERIAL (075-0155)

ITEM	UNIT	QUANTITY
Concrete Removal	Cu Yd	1.4
Cleaning and Painting Exposed Rebar	Sq Ft	17
Fiber Wrap	Sq Ft	84
Acrylic Coating	Sq Yd	9
Precast Prestressed Concrete I-Beam Repair	Sq Ft	34

STRUCTURE GENERAL NOTES:

PLAN DIMENSIONS AND DETAILS RELATIVE TO EXISTING PLANS ARE SUBJECT TO NOMINAL CONSTRUCTION VARIATIONS. THE CONTRACTOR SHALL FIELD VERIFY EXISTING DIMENSIONS AND DETAILS AFFECTING NEW CONSTRUCTION AND MAKE NECESSARY APPROVED ADJUSTMENTS PRIOR TO CONSTRUCTION OR ORDERING OF MATERIALS. SUCH VARIATIONS SHALL NOT BE CAUSE FOR ADDITIONAL COMPENSATION FOR A CHANGE IN THE SCOPE OF WORK, HOWEVER, THE CONTRACTOR WILL BE PAID FOR THE QUANTITY ACTUALLY FURNISHED AT THE UNIT PRICE BID FOR THE WORK.

MODEL: D:\p\br...
FILE NAME: S:\bridges\bridgeplans_CAD\72728 - PPC I-beam_repair\plan\sheet.dgn

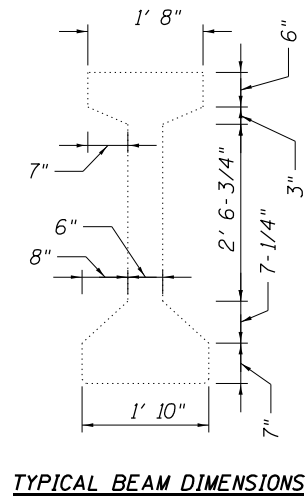
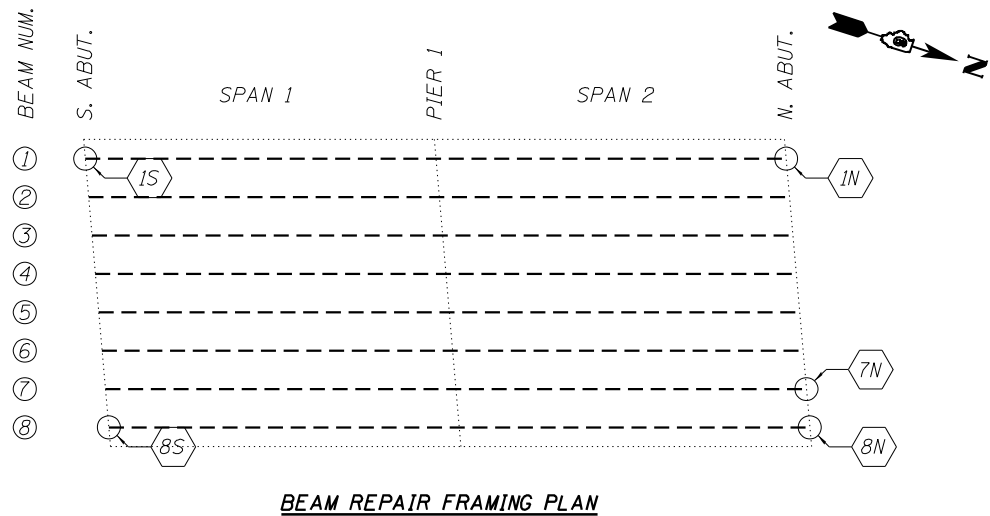
USER NAME = Brandon.Dudley	DESIGNED - BRANDON DUDLEY	REVISED -
	DRAWN - BRANDON DUDLEY	REVISED -
PLOT SCALE = 100,0000' / in.	CHECKED -	REVISED -
PLOT DATE = 10/11/2023	DATE - 8/25/2023	REVISED -

**STATE OF ILLINOIS
DEPARTMENT OF TRANSPORTATION**

**BRIDGE PLAN & ELEVATION
SN 075-0155**

SCALE: SHEET 1 OF 4 SHEETS STA. TO STA.

F.A. RTE.	SECTION	COUNTY	TOTAL SHEETS	SHEET NO.
VAR.	D6 BRIDGE REPAIR 2024	VARIOUS	36	33
			CONTRACT NO. 72728	
ILLINOIS FED. AID PROJECT				

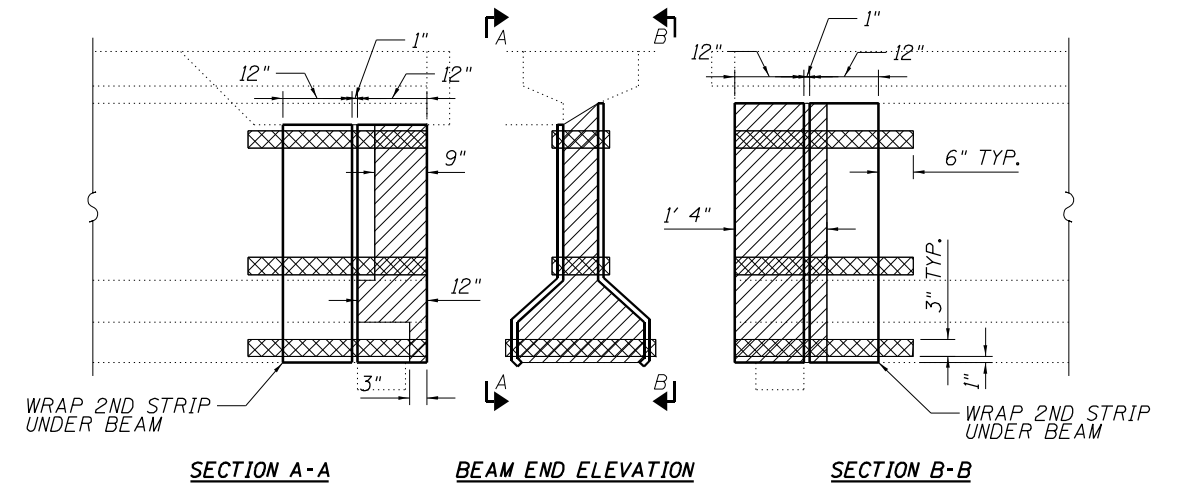


BEAM REPAIR SCHEDULE			
REPAIR	PPC I-BEAM REPAIR (SQ FT)	FIBER WRAP (SQ FT)	ACRYLIC COATING (SQ YD)
1N	11.1	22.3	2.2
7N	1.9	6.0	0.6
8N	4.4	16.3	1.6
1S	9.8	22.3	2.2
8S	6.6	16.8	1.7
TOTALS:	33.8	83.7	8.3

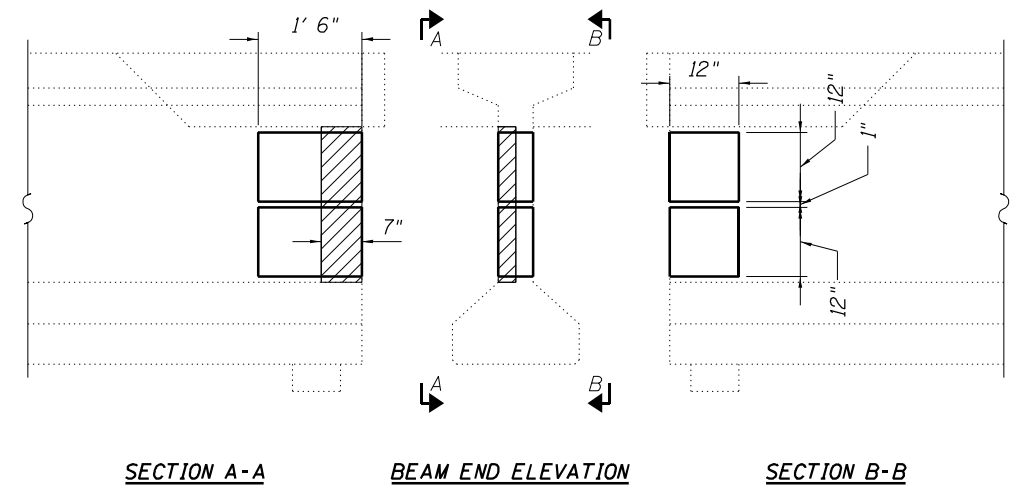


ITEM	UNIT	QUANTITY
Fiber Wrap	Sq Ft	84
Acrylic Coating	Sq Yd	9
Precast Prestressed Concrete I-Beam Repair	Sq Ft	34

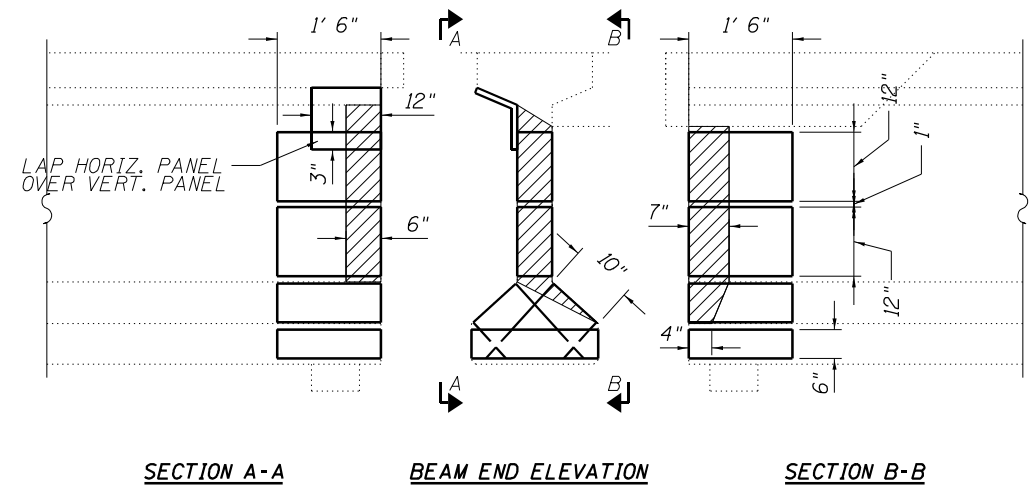
REPAIR 1N



REPAIR 7N



REPAIR 8N



MODEL: Default
FILE: Model_S:\Address\Bridges\bars_CAD\72728 - PPC I-beam repair\plan\sheet.dgn

USER NAME = Brandon.Dudley	DESIGNED -	REVISED -
PLOT SCALE = 100,0000 ' / in.	DRAWN -	REVISED -
PLOT DATE = 10/11/2023	CHECKED -	REVISED -
	DATE -	REVISED -

STATE OF ILLINOIS
DEPARTMENT OF TRANSPORTATION

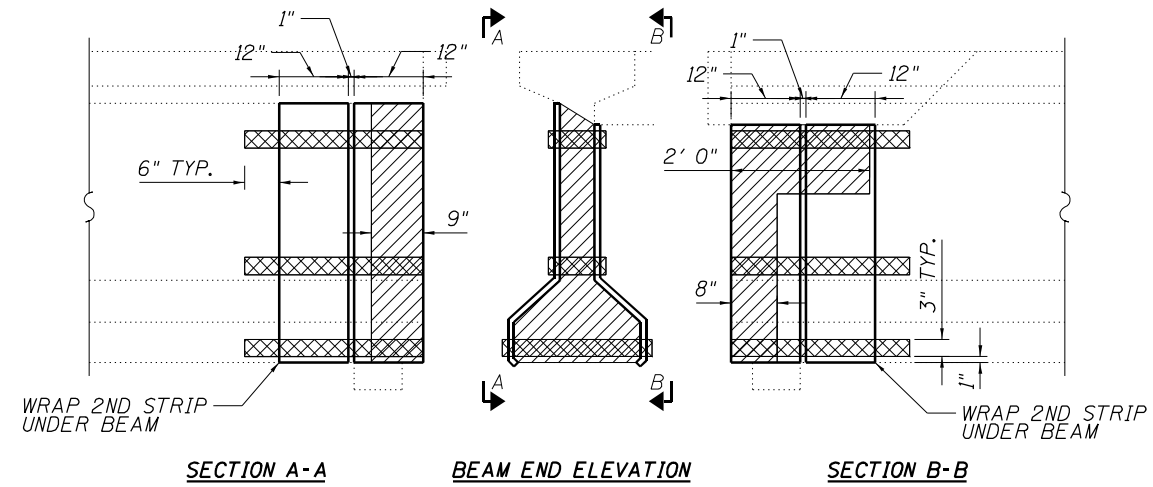
BEAM REPAIR PLAN
SN 075-0155

SCALE: SHEET 2 OF 4 SHEETS STA. TO STA.

F.A. RTE.	SECTION	COUNTY	TOTAL SHEETS	SHEET NO.
VAR.	D6 BRIDGE REPAIR 2024	VARIOUS	36	34
			CONTRACT NO. 72728	
			ILLINOIS FED. AID PROJECT	

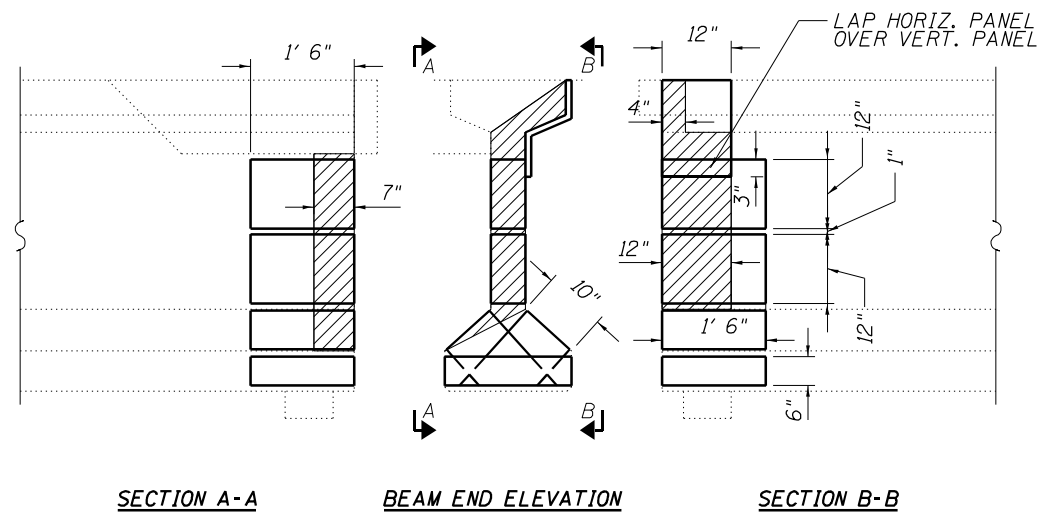
REPAIR

IS



REPAIR

8S



MODEL: D:\p\h\l
FILE NAME: S:\bridges\BridgRepairs_CAD\72728 - R1C - Lbeam - repair\plan\sheet.dgn

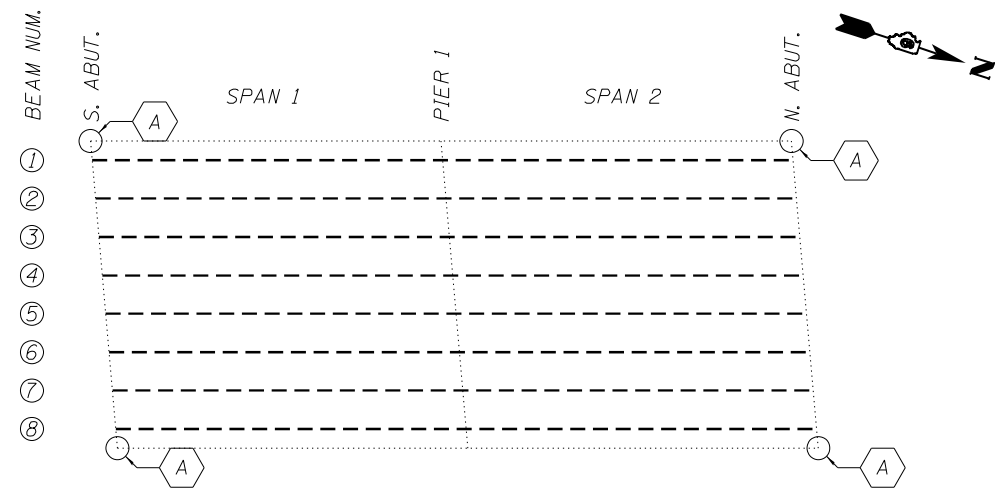
USER NAME = Brandon.Dudley	DESIGNED -	REVISED -
	DRAWN -	REVISED -
PLOT SCALE = 100,0000' / in.	CHECKED -	REVISED -
PLOT DATE = 10/11/2023	DATE -	REVISED -

STATE OF ILLINOIS
DEPARTMENT OF TRANSPORTATION

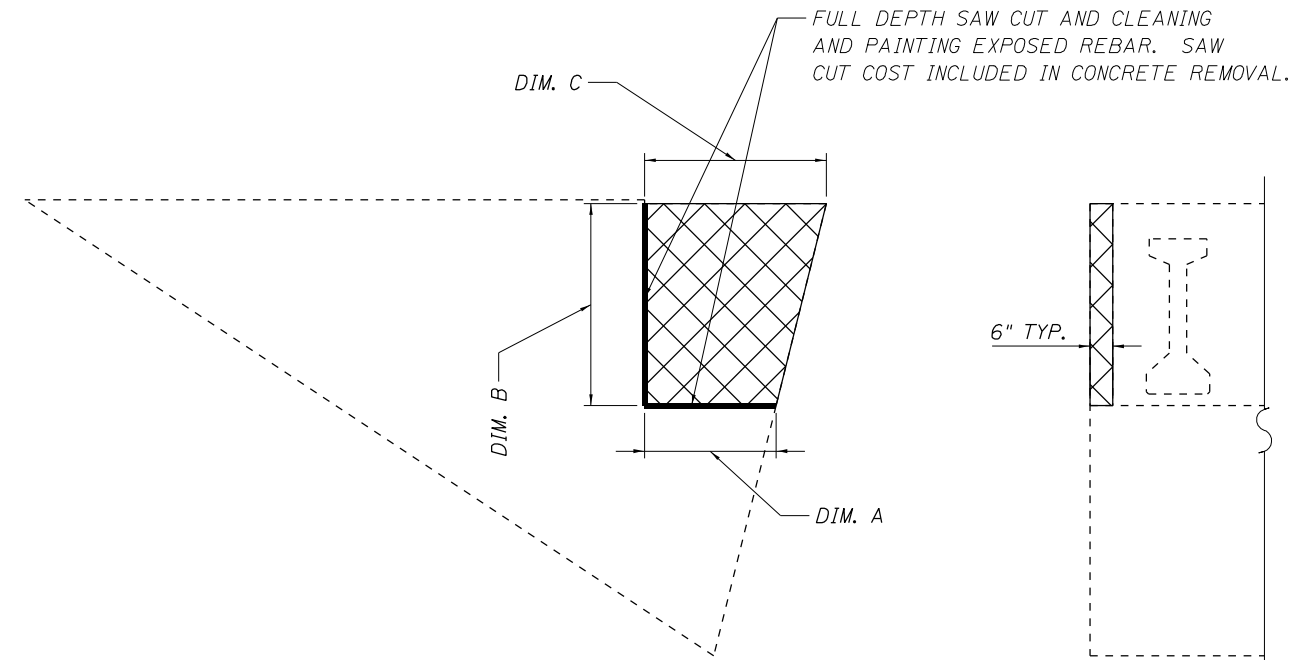
BEAM REPAIR PLAN
SN 075-0155

SCALE: SHEET 3 OF 4 SHEETS STA. TO STA.

F.A. RTE.	SECTION	COUNTY	TOTAL SHEETS	SHEET NO.
VAR.	D6 BRIDGE REPAIR 2024	VARIOUS	36	35
			CONTRACT NO. 72728	
ILLINOIS FED. AID PROJECT				



MISCELLANEOUS REPAIR FRAMING PLAN



REPAIR A - TYP. ABUT. SIDE ELEVATION

REPAIR A - TYP. ABUT. FRONT ELEVATION

REPAIR A TABLE

SN	ABUT.	DIM A (FT)	DIM B (FT)	DIM C (FT)	CONC. REM. (CY)	CLEAN & PAINT EXPOSED REBAR (SF)
075-0155	NW	3.16	4.87	4.38	0.34	4.02
075-0155	NE	3.16	4.87	4.38	0.34	4.02
075-0155	SW	3.16	4.90	4.39	0.34	4.03
075-0155	SE	3.16	4.87	4.38	0.34	4.02
TOTALS					1.4	16.1

NOTE: REMOVED CONCRETE SHALL NOT BE REPLACED.



CONCRETE REMOVAL AREAS

MISCELLANEOUS REPAIR BILL OF MATERIAL

ITEM	UNIT	QUANTITY
Concrete Removal	Cu Yd	1.4
Cleaning and Painting Exposed Rebar	Sq Ft	17

MODEL: D:\p\h\... FILE NAME: S:\p\h\... CAD: 72728 - PFC - Lbeam - conairs\p\h\... .dgn

USER NAME = Brandon.Dudley	DESIGNED -	REVISED -
PLOT SCALE = 100,0000' / in.	DRAWN -	REVISED -
PLOT DATE = 10/11/2023	CHECKED -	REVISED -
	DATE -	REVISED -

**STATE OF ILLINOIS
DEPARTMENT OF TRANSPORTATION**

**MISCELLANEOUS REPAIR PLAN
SN 075-0155**

SCALE: SHEET 4 OF 4 SHEETS STA. TO STA.

F.A. RTE.	SECTION	COUNTY	TOTAL SHEETS	SHEET NO.
VAR.	D6 BRIDGE REPAIR 2024	VARIOUS	36	36
			CONTRACT NO. 72728	
ILLINOIS FED. AID PROJECT				