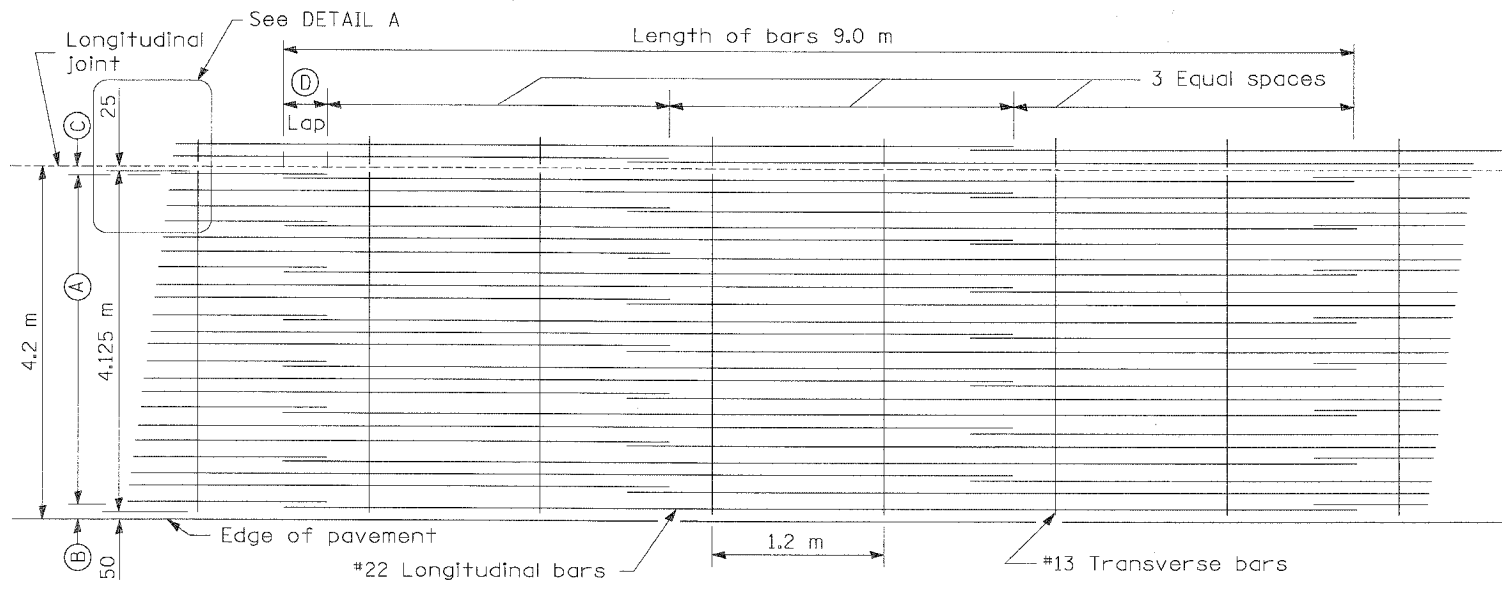
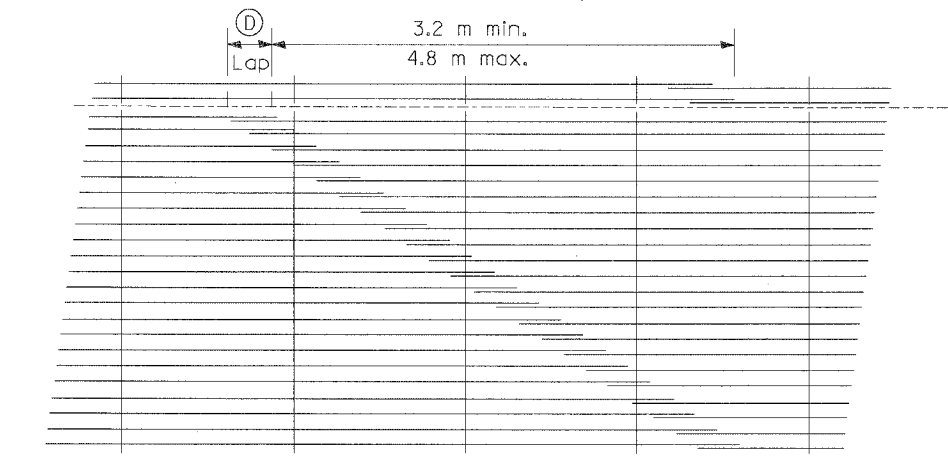



F.A.I. RTE.	SECTION	COUNTY	TOTAL SHEETS	SHEET NO.
*			631	95
STA.		TO STA.		
FED. ROAD DIST. NO.	ILLINOIS	FED. AID PROJECT		
• (2425 & 2626) R-2		CONTRACT NO. 62111		



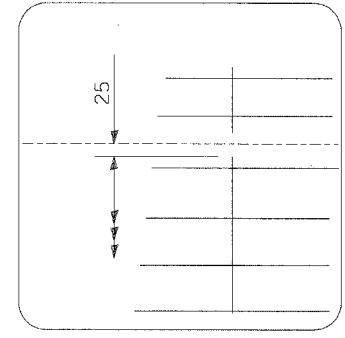
LAP DETAIL I



LAP DETAIL II



LAP DETAIL III



DETAIL A

METRIC (mm)					
Bar Size	Pavement Thickness	(A) (Approx. Spacing)	(B)	(C)	(D)
#22	360	31 spaces (32 bars) @ 130	90	75	660

GENERAL NOTES

Except as noted or shown, the dimensions and notes specified for LAP DETAIL I are typical for LAP DETAIL II and III.

The (B) dimension and the distance from the end of the transverse bar to the edge of pavement may be increased by 25 mm for slip form paving.

See Standard 421001 for details of pavement reinforcement for 3.6 m lane.

All dimensions are in millimeters (inches) unless otherwise shown.

*****ref_list_name*****
 5-18-2005, 10:09:28 T:\DOCUMENTS\1531750\CIVIL\ADON\PIR01011A.DGN BAJZEKKJ
 1 2 3 4 5 6 7 8 9 10 11 12 13 14 15 16 17 18 19 20 21 22 23 24 25 26 27 28 29 30 31 32 33 34 35 36 37 38 39 40 41 42 43 44 45 46 47 48 49 50 51 52 53 54 55 56 57 58 59 60 61 62 63

REVISIONS		ILLINOIS DEPARTMENT OF TRANSPORTATION F.A.I. ROUTE 80/94 (KINGERY EXPRESSWAY) BAR REINFORCEMENT FOR 7.8 m CRC PAVEMENT (4.2 m Lane)
NAME	DATE	
		SCALE
		DATE 01/04
		DRAWN BY ACE/CAD
		CHECKED BY

AMERICAN
CONSULTING ENGINEERS