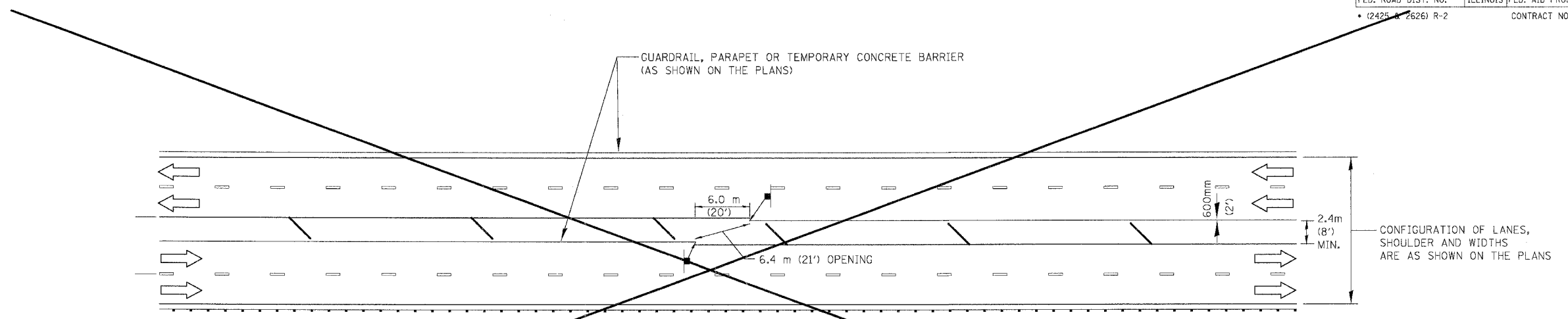


F.A.I. RTE.	SECTION	COUNTY	TOTAL SHEETS	SHEET NO.
80/94	2626-R-2	COOK/LAKE	631	183
STA.	TO STA.			
FED. ROAD DIST. NO.	ILLINOIS	FED. AID PROJECT		
• (2425 & 2626) R-2		CONTRACT NO. 62111		



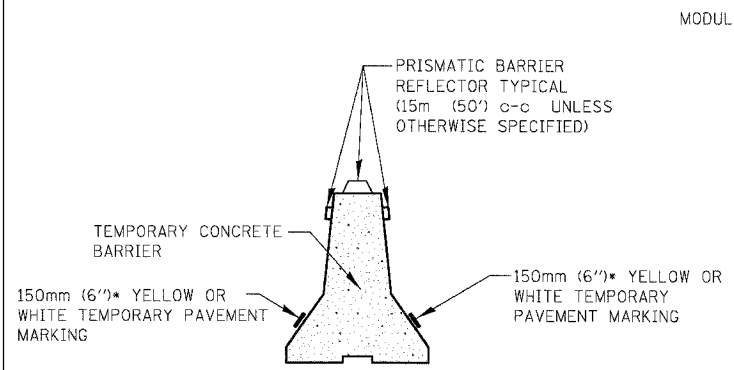
TYPICAL EMERGENCY TURNAROUND

SEE MAINTENANCE OF TRAFFIC PLANS FOR LOCATION(S)

- LEGEND**
- TEMPORARY CONCRETE BARRIER WALL
 - ➔ DIRECTION OF TRAFFIC
 - NO U TURN SIGN - 1.2m X 1.2m (48" X 48")

NOTE: GUARDRAIL, PARAPET OR TEMPORARY BARRIER WALL TO BE USED ON OUTSIDE EDGE OF TRAFFIC AS REQUIRED.

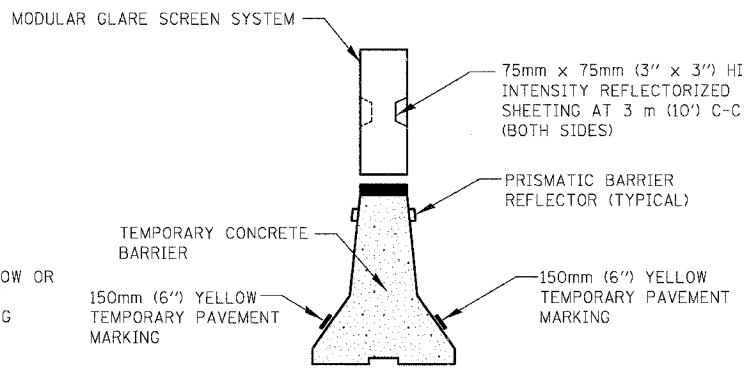
BAIZEKJ
 1:\DOCUMENTS\931750\CIVIL\DRAWING\009A.DGN
 8:18-2005 10:26:59
 1,2,3,4,5,6,7,8,9,10,11,12,13,14,15,16,17,18,19,20,21,22,23,24,25,26,27,28,29,30,31,32,33,34,35,36,37,38,39,40,41,42,43,44,45,46,47,48,49,50,51,52,53,54,55,56,57,58,59,60,61,62,63



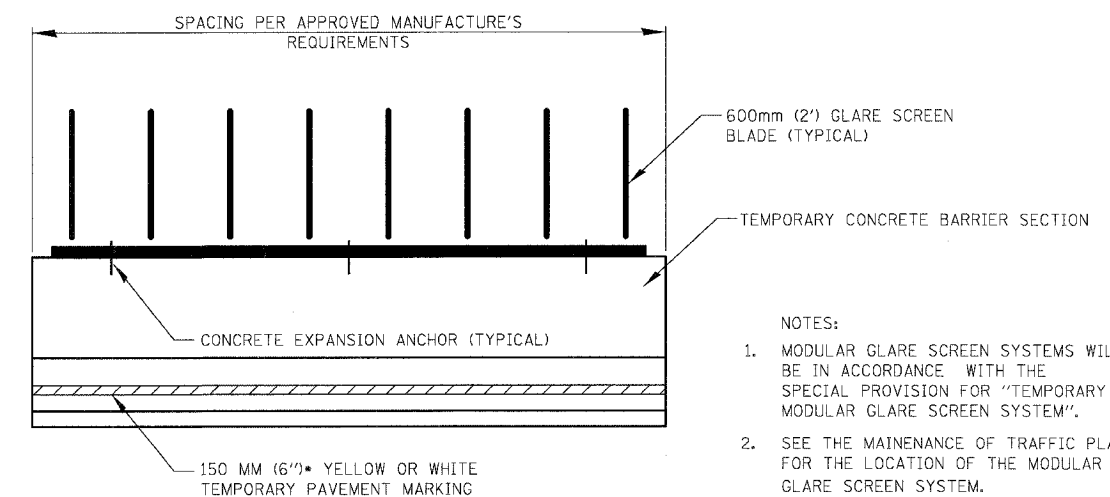
SECTION FACING TRAFFIC
TEMPORARY CONCRETE BARRIER

• YELLOW IS FOR LEFT EDGE OF TRAVEL LANE.
WHITE IS FOR RIGHT EDGE OF TRAVEL LANE.

(REFLECTORS AND MARKINGS ARE REQUIRED ONLY ON TRAFFIC SIDE)



SECTION FACING TRAFFIC
TEMPORARY CONCRETE BARRIER WITH TEMPORARY MODULAR GLARE SCREEN



ELEVATION

- NOTES:
1. MODULAR GLARE SCREEN SYSTEMS WILL BE IN ACCORDANCE WITH THE SPECIAL PROVISION FOR "TEMPORARY MODULAR GLARE SCREEN SYSTEM".
 2. SEE THE MAINTENANCE OF TRAFFIC PLANS FOR THE LOCATION OF THE MODULAR GLARE SCREEN SYSTEM.
 3. THE YELLOW REFLECTIVE PAINT WILL BE PAID FOR AS TEMPORARY PAVEMENT MARKING, LINE 150 MM (6").

TEMPORARY CONCRETE BARRIER DETAILS

REVISIONS	
NAME	DATE
ACE	01/04
ACE	02/05

ILLINOIS DEPARTMENT OF TRANSPORTATION
F.A.I. ROUTE 80/94 (KINGERY EXPRESSWAY)

EMERGENCY TURNAROUND AND TEMPORARY CONCRETE BARRIER DETAILS

SCALE NONE
DATE 01/04

DRAWN BY ACE/CAD
CHECKED BY