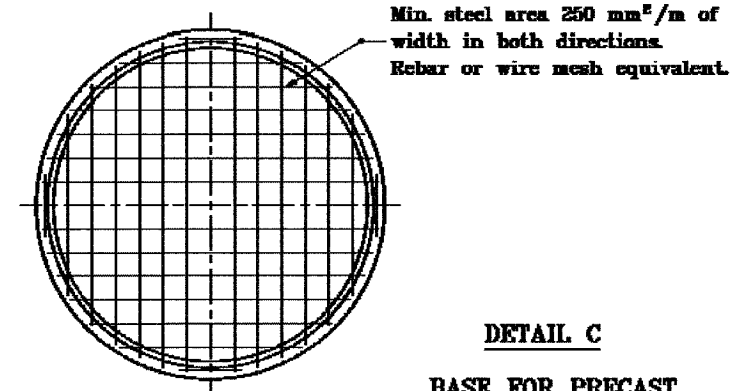
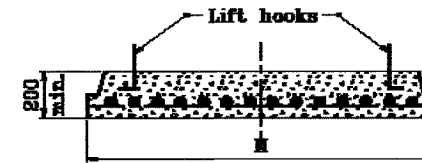
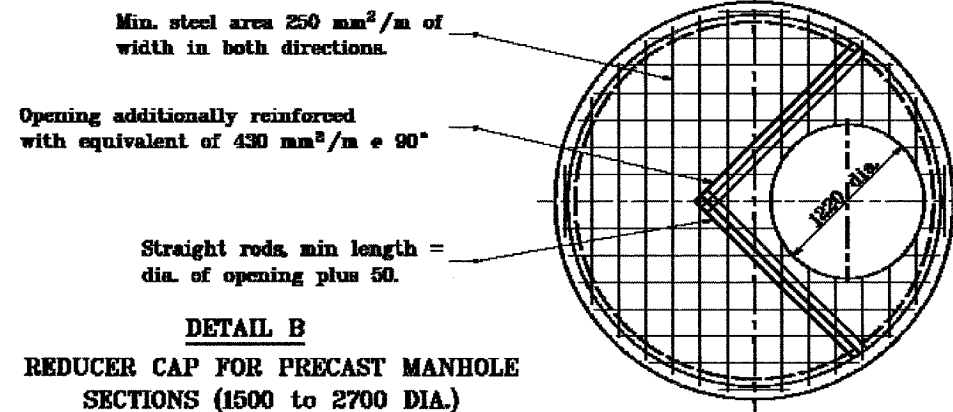
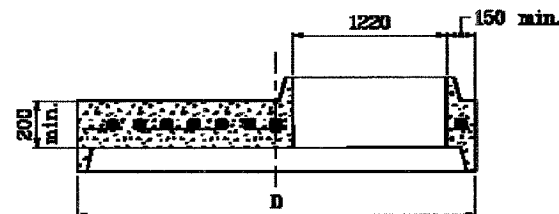


**DETAIL A**  
COVER CAP FOR PRECAST  
CONCRETE MANHOLE SECTION



**DETAIL C**  
BASE FOR PRECAST  
CONCRETE MANHOLE SECTIONS  
(1500 to 2700 DIA.)

Section Dia.	H
1530	1830
1830	2190
2440	2900
2590	3080
2740	3250



**DETAIL B**  
REDUCER CAP FOR PRECAST MANHOLE  
SECTIONS (1500 to 2700 DIA.)


Section Dia.	D
1530	1830
1830	2190
2440	2900
2590	3080
2740	3250

Source Sheet: MD4

All dimensions are in mm unless otherwise specified.

INDIANA DEPARTMENT OF TRANSPORTATION  
PRECAST CONCRETE MANHOLE  
SECTIONS  
APRIL 1995

STANDARD DRAWING NO. 720-MHST-06



/s/ Anthony L. Urzavitch 4/03/95  
DESIGN REGISTERED ENGINEER DATE

/s/ Donald V. Evans 4/03/95  
CHIEF REGISTERED ENGINEER DATE