

ROUTE NO.	SECTION	COUNTY	SHEETS	SHEET	SHEET NO. S-2
P.A.L. 88-74	2626.2-R-2	LAKE COUNTY, INDIANA	1207	1019	25 SHEETS
ILLINOIS		FED. AID PROJECT:			

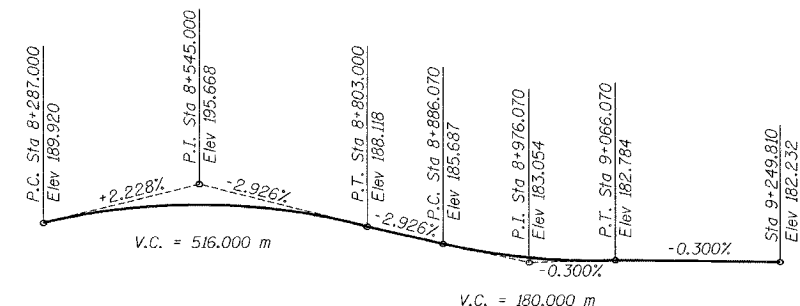
CONTRACT NO. 62114 INDOT DES. NO. 0100987

INDEX OF SHEETS

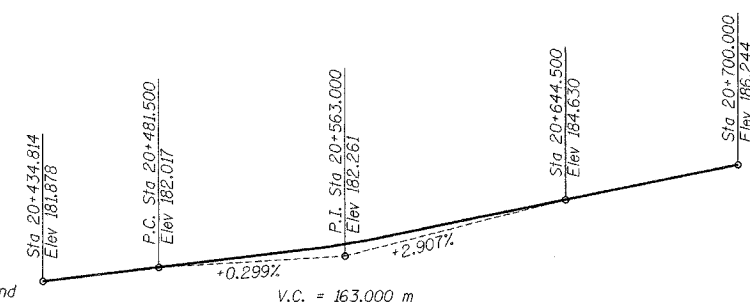
SHEET NO.	TITLE
S-1	General Plan
S-2	Index of Sheets, General Notes and Total Bill of Material
S-3	Plan and Elevation (1 of 13)
S-4	Plan and Elevation (2 of 13)
S-5	Plan and Elevation (3 of 13)
S-6	Plan and Elevation (4 of 13)
S-7	Plan and Elevation (5 of 13)
S-8	Plan and Elevation (6 of 13)
S-9	Plan and Elevation (7 of 13)
S-10	Plan and Elevation (8 of 13)
S-11	Plan and Elevation (9 of 13)
S-12	Plan and Elevation (10 of 13)
S-13	Plan and Elevation (11 of 13)
S-14	Plan and Elevation (12 of 13)
S-15	Plan and Elevation (13 of 13)
S-16	Wall Sections and Details (1 of 2)
S-17	Wall Sections and Details (2 of 2)
S-18	Rustication Finish Details
S-19	Boring Logs (1 of 7)
S-20	Boring Logs (2 of 7)
S-21	Boring Logs (3 of 7)
S-22	Boring Logs (4 of 7)
S-23	Boring Logs (5 of 7)
S-24	Boring Logs (6 of 7)
S-25	Boring Logs (7 of 7)

GENERAL NOTES

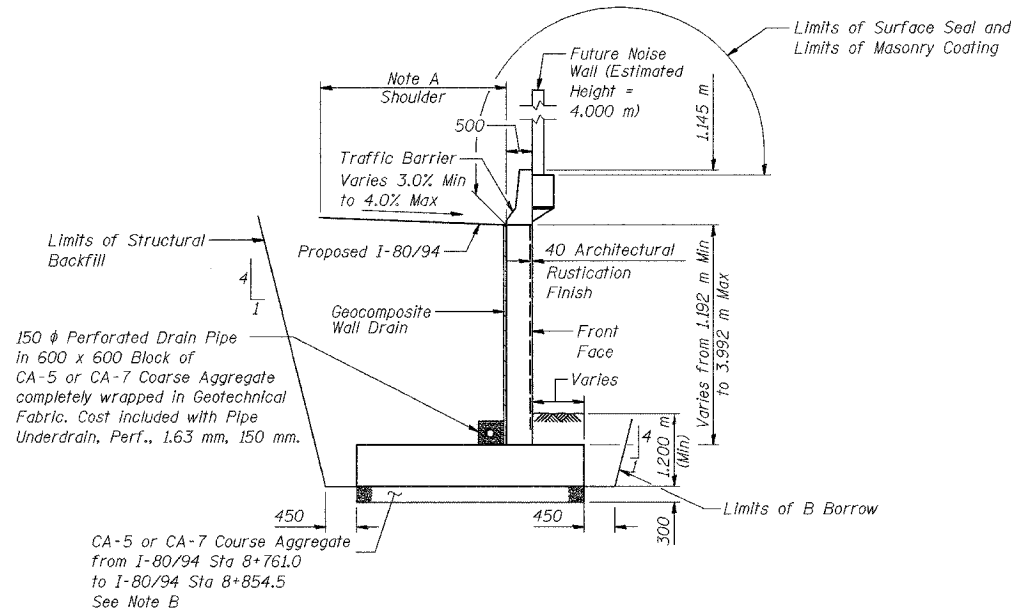
1. Reinforcement bars shall conform to the requirements of AASHTO M 31M or M322M Grade 400.
2. All dimensions are in millimeters (mm) except as noted.
3. All construction joints shall be bonded.
4. Removal of Existing Mechanically Stabilized Earth Wall required from Sta 8+927.060 to Sta 9+101.870 See Roadway Cross Sections.



**PROFILE GRADE
PROPOSED I-80/94 WESTBOUND**



**PROFILE GRADE
PROPOSED RAMP A**



TYPICAL SECTION

TOTAL BILL OF MATERIAL

ITEM	UNIT	QUANTITY
(IN) Excavation, Foundation, Unclassified	m ³	3,844.5
(IN) Concrete, A, Substructure	m ³	1,563.8
Rustication Finish	m ²	809
(IN) Reinforcing Bars, Epoxy Coated	kg	109,610
(IN) Surface Seal	L Sum	0.04
Geocomposite Wall Drain	m ²	742
(IN) Pipe, Underdrain, Perf., 1.63 mm, 150 mm	m	335.5
Noise Abatement Wall Anchor Rod Assembly	Each	93
(IN) B Borrow	m ³	487.9
(IN) Structural Backfill	m ³	2,421.00
Remove Mechanically Stabilized Earthwall	m ²	442
(IN) Masonry Coating	L Sum	0.09

(IN) Indiana Pay Items, denoted by "(Indiana)" in Special Provisions and Summary of Quantities.

DESIGNED	KFA
CHECKED	BPS
DRAWN	MJB
CHECKED	GSP

Note A: Constant 3.600 m from I-80/94 Sta 8+776.306 to I-80/94 Sta 8+776.173, Ramp A Sta 20+769.729
Varies from 3.600 m at I-80/94 Sta 8+776.173, Ramp A Sta 20+769.729 to 3.000 m at Ramp A Sta 20+741.820
Constant 3.000 m from Ramp A Sta 20+741.820 to Ramp A Sta 20+448.434

Note B: Structure Undercut to be measured and paid for as Excavation Foundation, Unclassified (Indiana) and the Course Aggregate Backfill to be measured and paid for as Structural Backfill (Indiana).

ILLINOIS DEPARTMENT OF TRANSPORTATION
I-80/94/US 6
KINGERY-BORMAN EXPRESSWAY
BURNHAM ROAD TO US 41
**INDEX OF SHEETS, GENERAL NOTES
AND TOTAL BILL OF MATERIAL**
SECTION 2626.2-R-2
LAKE COUNTY, INDIANA
STATION 8+762.750 TO STATION 9+101.839
STRUCTURE NO. 016-W915
DATE 09/05
AMERICAN
CONSULTING ENGINEERS