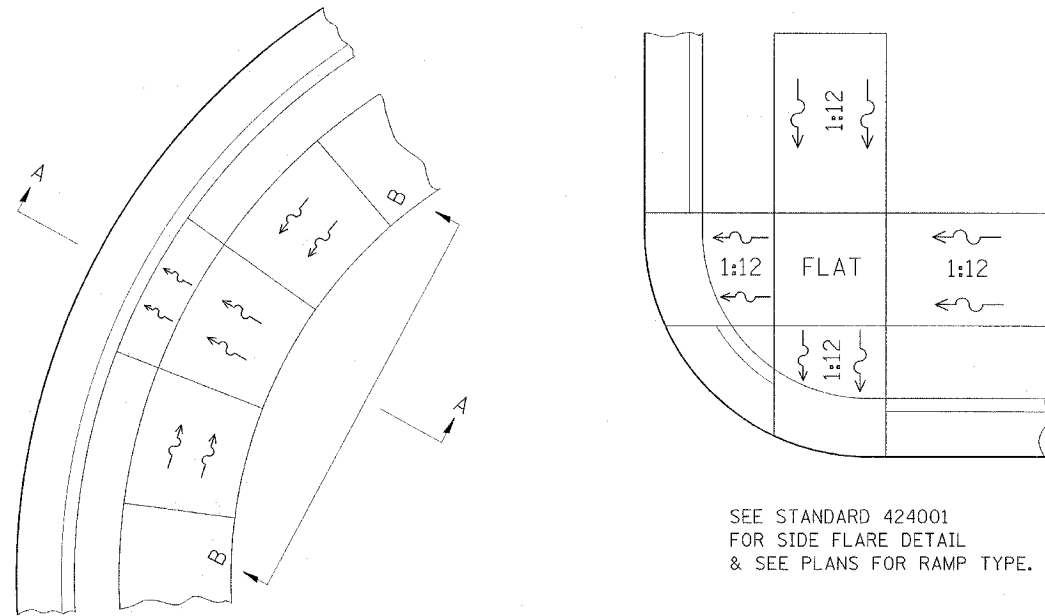
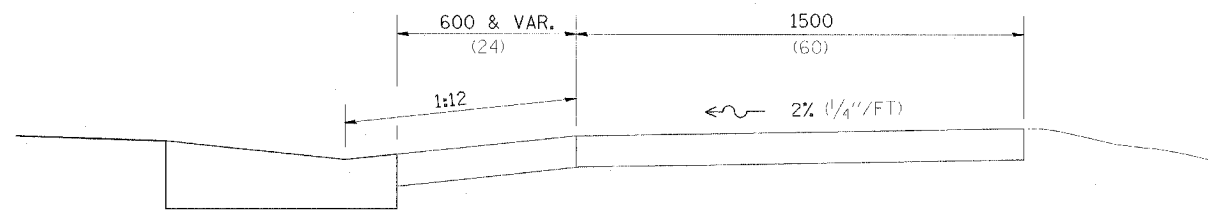


F.A.P. RTE.	SECTION	COUNTY	TOTAL SHEETS	SHEET NO.
301	28-SO-M	JO DAVIESS	27	17
STA.		TO STA.		
FED. ROAD DIST. NO.		ILLINOIS	FED. AID PROJECT	

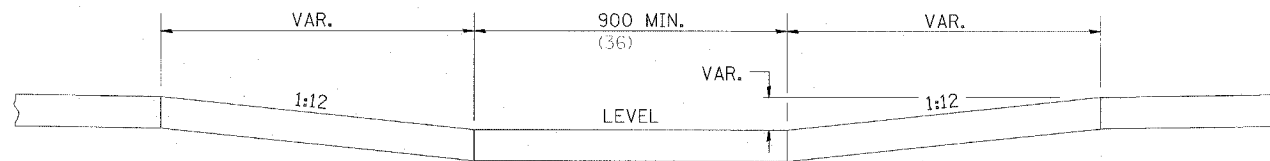


SEE STANDARD 424001 FOR SIDE FLARE DETAIL & SEE PLANS FOR RAMP TYPE.

ALL DIMENSIONS ARE IN MILLIMETERS (INCHES) UNLESS OTHERWISE NOTED.



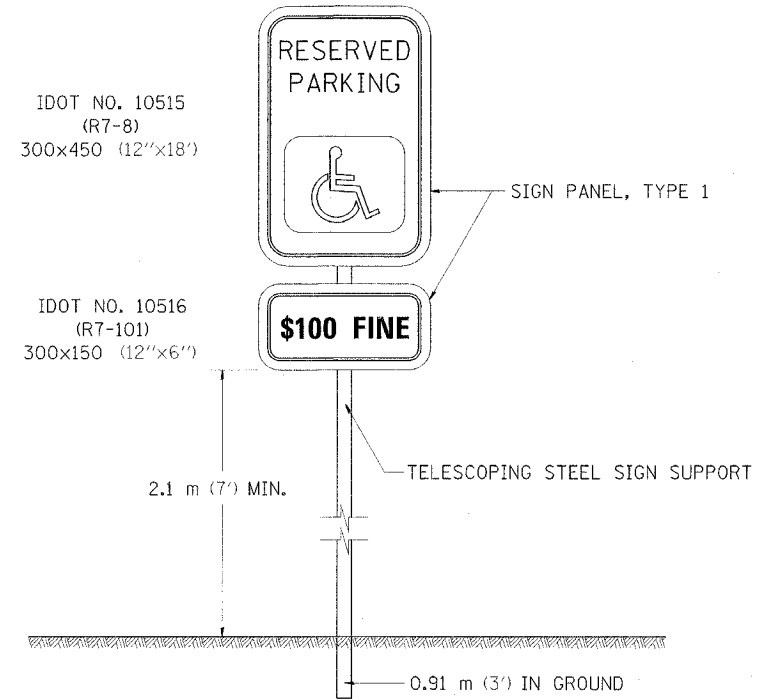
SECTION A-A



SECTION B-B

NOTES : THIS DETAIL TO BE USED IN CONJUNCTION WITH STATE STANDARD 424001. THE MAXIMUM ALLOWABLE CROSS SLOPE FOR SIDEWALK IS 2% (1/4\"/>

DISABLED RAMP DETAIL



RESERVED PARKING SIGN DETAIL

NOTES

THE SIGN PANEL AND SIGN SUPPORT SHALL BE PLACED AT EACH DISABLED PARKING STALL. THIS WORK WILL BE PAID FOR AT THE CONTRACT UNIT PRICE PER SQUARE METER (SQUARE FOOT) FOR SIGN PANEL, TYPE 1 AND PER METER (FOOT) FOR TELESCOPING STEEL SIGN SUPPORT.

QUANTITIES

3.6 m (12 FT) OF SIGN SUPPORT AND 0.2 m² (2 SQ FT) OF SIGN PANEL IS REQUIRED AT EACH LOCATION.

ALL DIMENSIONS ARE IN MILLIMETERS UNLESS OTHERWISE NOTED

PLOT DATE = #DATE#
FILE NAME = #FILE#
PLOT NAME = #PLOT#
REFERENCE = #REF#

REVISIONS	
NAME	DATE

ILLINOIS DEPARTMENT OF TRANSPORTATION

CONSTRUCTION DETAILS

SCALE: VERT. _____
HORIZ. _____

DATE _____

DRAWN BY _____
CHECKED BY _____