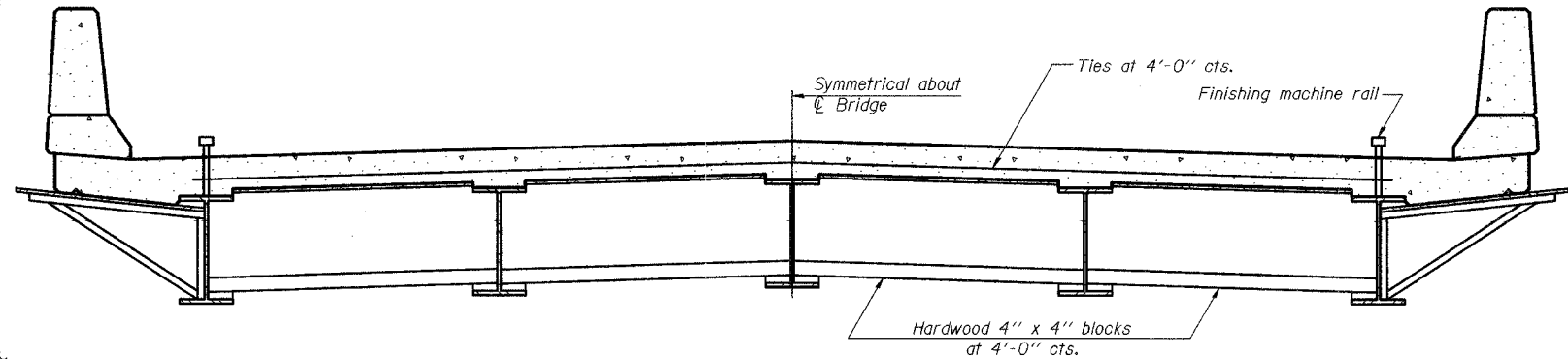


ROUTE NO.	SECTION	COUNTY	TOTAL SHEETS	SHEET NO.
S.R.L. F.A. 3762	01-00139-02-BR	Will	35	26
FED. ROAD DIST. NO.	ILL. PROJ. NO.	FED. AID PROJECT		
1			CONTRACT #: 83802	

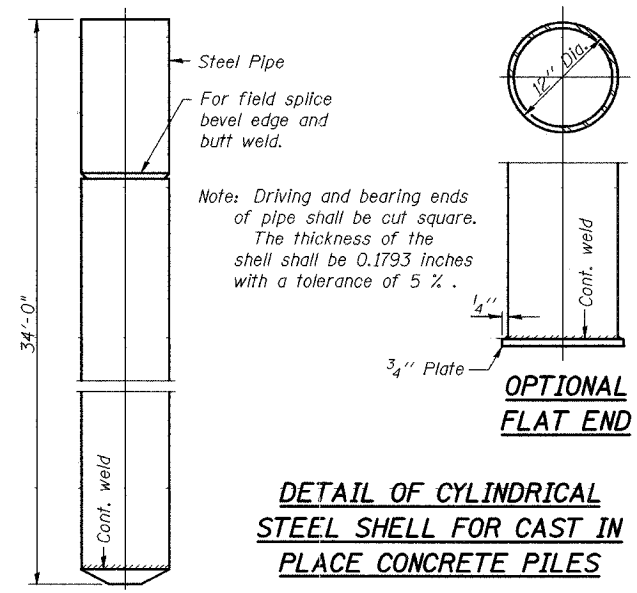
SHEET NO. S-12
S-13 SHEETS

When cantilever forming brackets are used, the work shall be done according to Article 503.06, except as modified below and in the details shown on this sheet.
The finishing machine rails shall be placed on the top flange of the exterior beams.
The beams or girders, supporting cantilever forming brackets, shall be tied together at 4 foot intervals.
For Standard construction, or Stage Construction the Hardwood bracing materials shall be placed as shown between webs of beams in each bay.

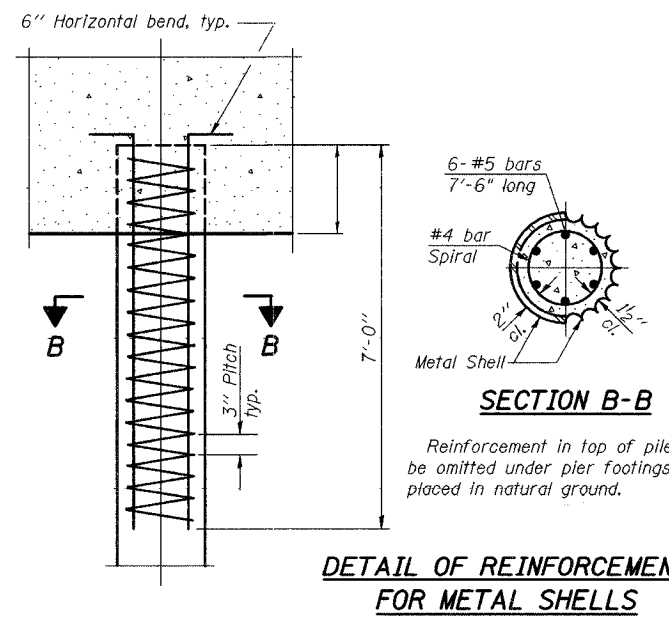


**FORM BRACES FOR
STANDARD CONSTRUCTION**

**CANTILEVER FORMING BRACKETS
FOR SUPERSTRUCTURES WITH
W27 BEAMS AND SMALLER**



**DETAIL OF CYLINDRICAL
STEEL SHELL FOR CAST IN
PLACE CONCRETE PILES**



**DETAIL OF REINFORCEMENT
FOR METAL SHELLS**

DESIGNED	MGH
CHECKED	RGD
DRAWN	WJH
CHECKED	NRF

SMITH ENGINEERING
CONSULTANTS, INC.
CIVIL/STRUCTURAL ENGINEERS
AND SURVEYORS
www.smithengineering.com
© Smith Engineering

REVISIONS	
NAME	DATE
WJH	1-11-06

ILLINOIS DEPARTMENT OF TRANSPORTATION
Pile Details and Forming Bracket Details
Harlem Avenue/Drecksler Road
Over Black Walnut Creek
Will County
Section 01-00139-02-BR
SN. 099-3091

DATE 5-26-2005