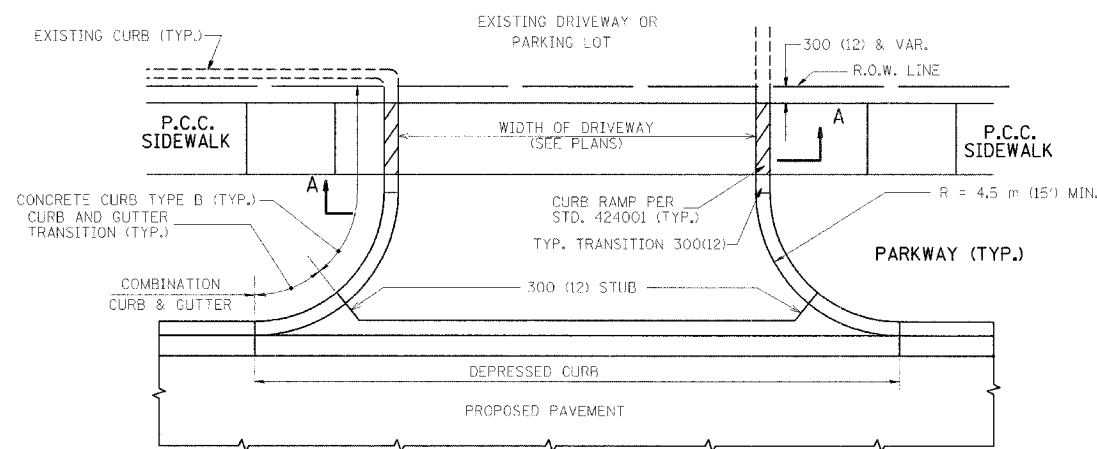
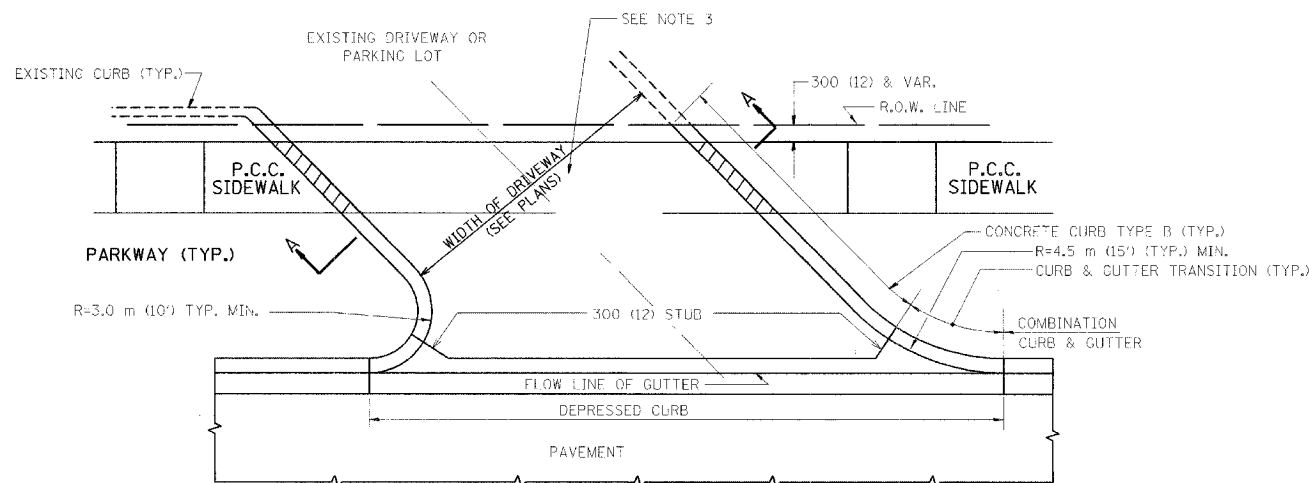


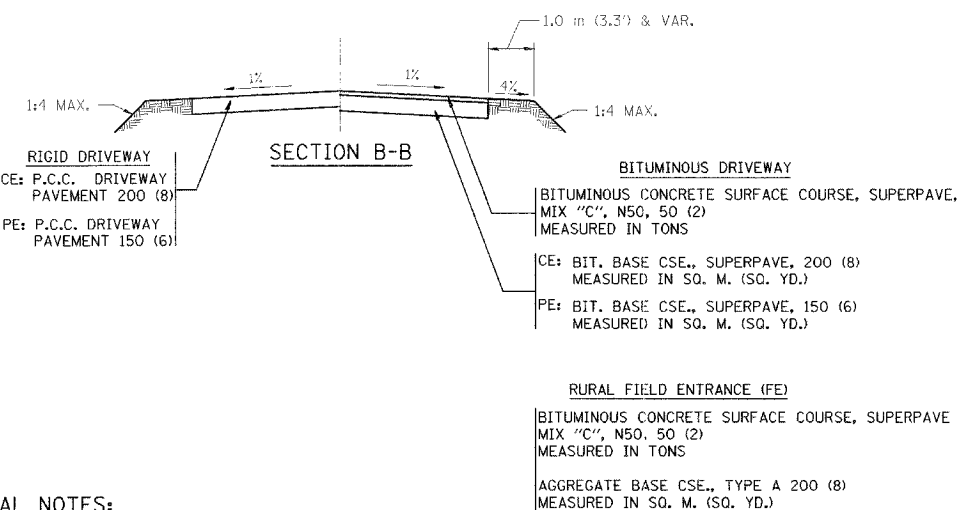
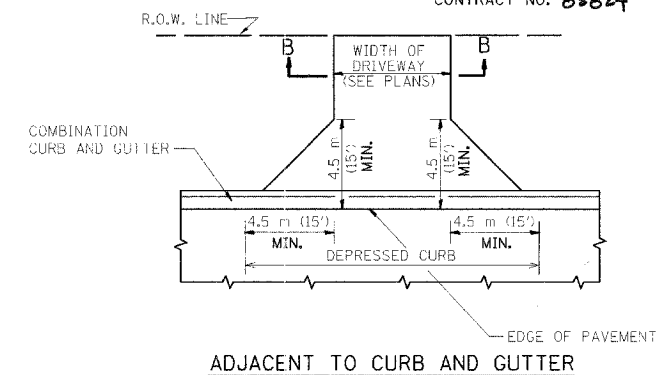
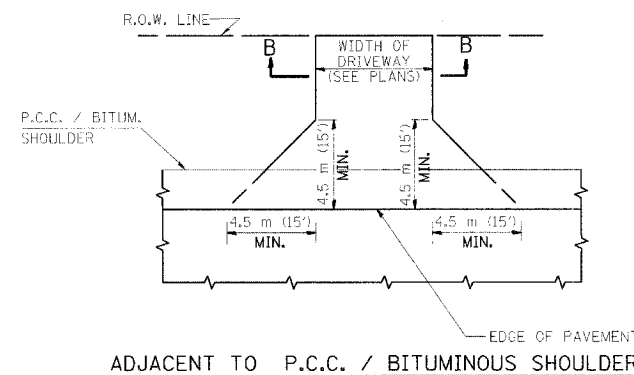
| | | | | |
|---------------------------|----------------|------------------|--------------|-----------|
| F.A. RTE. | SECTION | COUNTY | TOTAL SHEETS | SHEET NO. |
| 1375 | 04-00046-00-BT | | 29 | 26 |
| STA. | TO STA. | | | |
| FED. ROAD DIST. NO. | ILLINOIS | FED. AID PROJECT | | |
| CONTRACT NO. 83824 | | | | |



WITH CONCRETE CURB, TYPE B



WITH CONCRETE CURB, TYPE B



GENERAL NOTES:

DRIVEWAY SLOPES, LOCATIONS, & GEOMETRIC LAYOUT SHALL BE IN ACCORDANCE WITH THE LATEST EDITION OF THE "HANDBOOK FOR POLICY ON PERMITS FOR ACCESS DRIVEWAYS TO STATE HIGHWAYS". FOR FURTHER LAYOUT REQUIREMENTS, REFER TO ILLUSTRATIONS IN THE PERMIT HANDBOOK. DRIVEWAYS SHALL BE REPLACED IN KIND, UNLESS OTHERWISE NOTED ON THE PLANS.

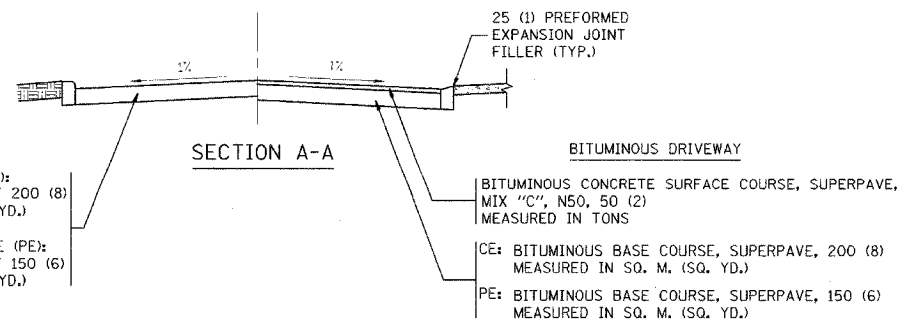
COMMERCIAL DRIVEWAYS SHALL BE CONSTRUCTED WITH CONCRETE CURB, TYPE B RETURNS EXCEPT WHEN THE SIDEWALK EDGE IS 1.2 METERS (4 FEET) OR LESS FROM THE BACK OF CURB, CONSTRUCT A FLARE DRIVEWAY WITHOUT CURB.

THE RESIDENT ENGINEER SHALL CONTACT THE TRAFFIC PERMIT OFFICE AT 847/ 705-4131 FOR ANY QUESTIONS ON DRIVEWAYS SHOWN IN THE PLANS; SPECIFICALLY IN REFERENCE TO ADDITIONAL AND/OR RELOCATION/REMOVAL OF A DRIVEWAY.

COMBINATION CONCRETE CURB & GUTTER SHALL BE MEASURED STRAIGHT ACROSS THE DRIVEWAY. NO ADDITIONAL COMPENSATION WILL BE ALLOWED FOR THE CURB & GUTTER TRANSITION.

25 (1) PREFORMED EXPANSION JOINT FILLER WILL NOT BE PAID SEPARATELY, BUT SHALL BE CONSIDERED INCLUDED IN THE COST OF THE P.C.C. DRIVEWAY PAVEMENT OR P.C.C. SIDEWALK.

WHEN THE P.C.C. SIDEWALK EXTENDS THROUGH THE DRIVEWAY, THE THICKNESS OF THE SIDEWALK IN THE DRIVEWAY AREA SHALL BE THE SAME AS THE DRIVEWAY THICKNESS. SIDEWALK WILL BE PAID FOR AS P.C.C. SIDEWALK OF THE THICKNESS SPECIFIED. SIDEWALK CROSS SLOPE THRU DRIVEWAY AREA TO BE A MAXIMUM OF 1:50.



ALL DIMENSIONS ARE IN MILLIMETERS (INCHES) UNLESS OTHERWISE NOTED

| REVISIONS | |
|----------------|----------|
| NAME | DATE |
| P. LOFLEUR | 04-15-03 |
| R. SHAH | 11-04-95 |
| J. POLLASTRINI | 08-12-98 |
| J. POLLASTRINI | 12-14-96 |
| A. ABBAS | 03-21-97 |
| T. HOLTZ | 04-08-97 |
| M. GOMEZ | 04-06-01 |

ILLINOIS DEPARTMENT OF TRANSPORTATION
DRIVEWAY DETAILS
 DISTANCE BETWEEN R.O.W. AND FACE OF CURB / EDGE OF SHOULDER >= 4.5 m (15')

SCALE: VERT. _____
 HORIZ. _____
 DATE: 10/31/05

DRAWN BY _____
 CHECKED BY _____

DATE-TIME
 DGN-SPEC
 V-BDDI
 USER