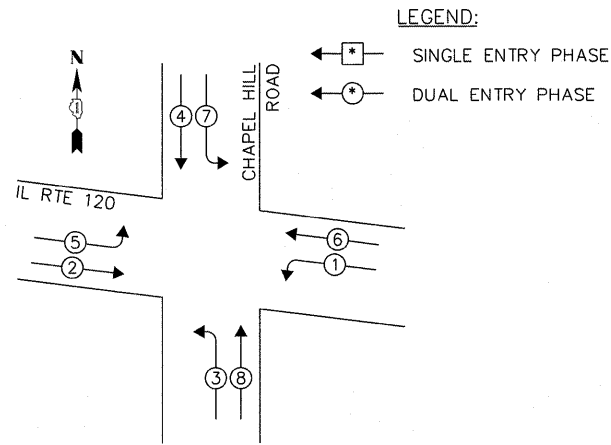
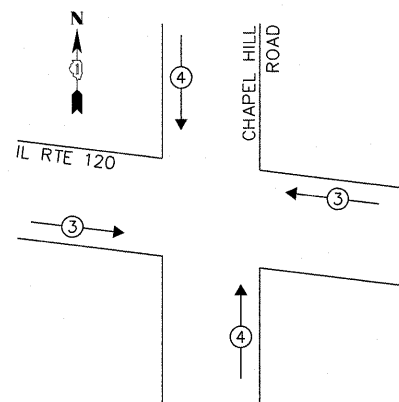


CONTROLLER SEQUENCE



PHASE DESIGNATION DIAGRAM

EMERGENCY VEHICLE PREEMPTION SEQUENCE

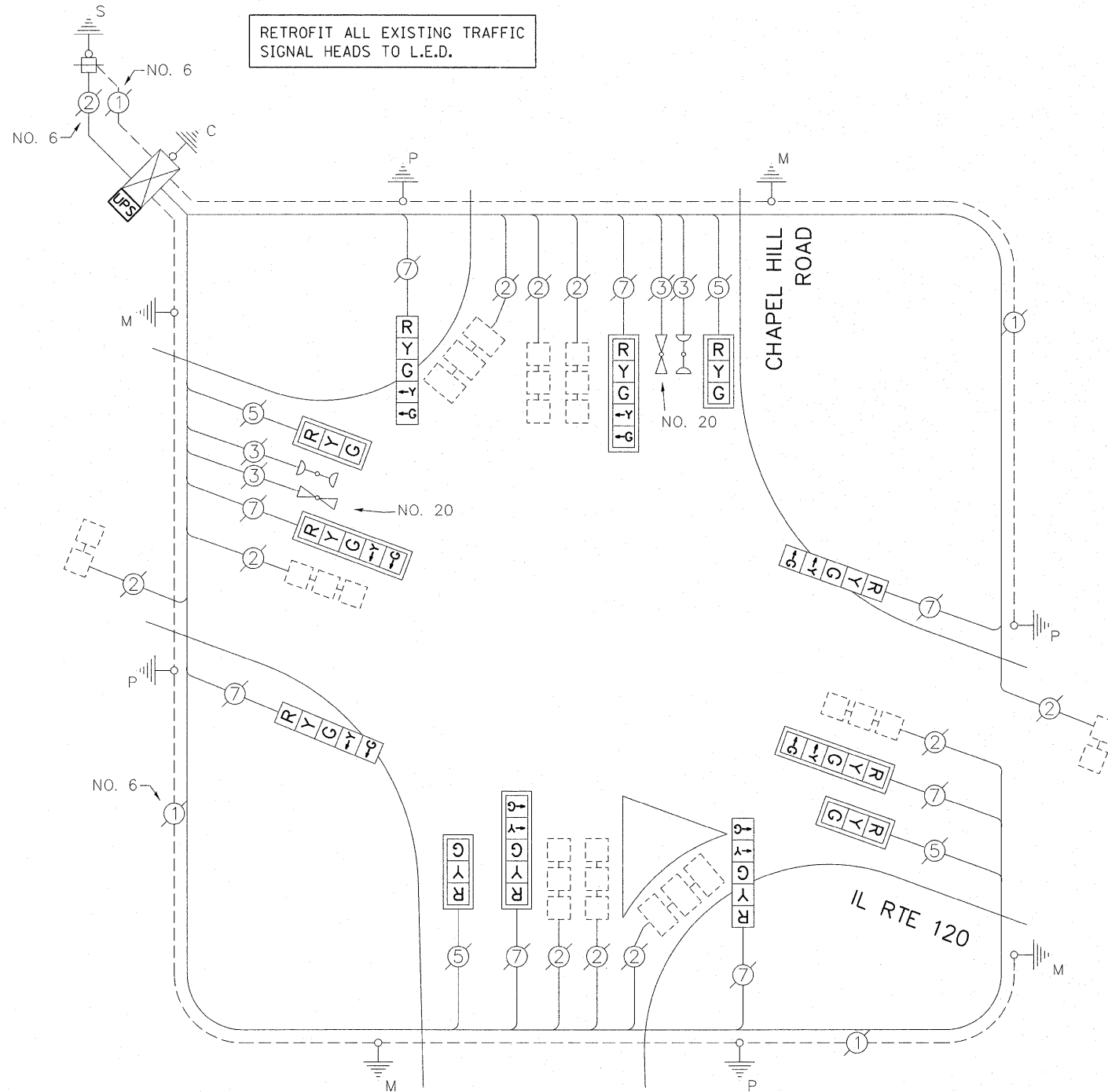


EXISTING EMERGENCY VEHICLE PREEMPTORS		
EMERGENCY VEHICLE PREEMPTOR	3	4
MOVEMENT		

I.D.O.T. TRAFFIC SIGNAL INSTALLATION ELECTRICAL SERVICE REQUIREMENTS					TOTAL WATTAGE
TYPE	NO. OF LAMPS	WATTAGE		% OPERATION	
SIGNAL (RED)	12	INCAND.	LED	0.50	102.00
(YELLOW)	12			0.25	75.00
(GREEN)	12			0.25	45.00
ARROW	16			0.10	19.20
PED. SIGNAL	-			1.00	-
CONTROLLER	1			1.00	100.00
ILLUM. SIGN	-			0.05	-
VIDEO SYSTEM	-			1.00	-
FLASHER				0.50	
ENERGY COSTS TO:				TOTAL =	341.20

CITY OF MCHENRY
 333 SOUTH GREEN STREET
 MCHENRY, IL 60050
 ENERGY SUPPLY: CONTACT: MIKE LENOX
 PHONE: (815) 490-2869
 COMPANY: COMMONWEALTH EDISON

RETROFIT ALL EXISTING TRAFFIC SIGNAL HEADS TO L.E.D.



CABLE PLAN

SCHEDULE OF QUANTITIES

ITEM	UNIT	QUANTITY
MAINTENANCE OF EXISTING TRAFFIC SIGNAL INSTALLATION	EACH	1
MODIFY EXISTING CONTROLLER CABINET	EACH	1
SIGNAL HEAD, LED, 1-FACE, 3-SECTION, MAM, RETROFIT	EACH	4
SIGNAL HEAD, LED, 1-FACE, 5-SECTION, MAM, RETROFIT	EACH	4
SIGNAL HEAD, LED, 1-FACE, 5-SECTION, BM, RETROFIT	EACH	4
UNINTERRUPTIBLE POWER SUPPLY SPECIAL	EACH	1

FILE NAME =	USER NAME = plascencia	DESIGNED - IP	REVISED -
#FILEABBREV#		DRAWN - IP	REVISED -
		CHECKED - AW	REVISED -
		DATE - 10/25/2011	REVISED -

STATE OF ILLINOIS
 DEPARTMENT OF TRANSPORTATION

SCHEDULE OF QUANTITIES, CABLE PLAN, PHASE DESIGNATION DIAGRAM AND EMERGENCY VEHICLE PREEMPTION SEQUENCE
 IL RTE 120 AND CHAPEL HILL RD

F.A.U. RTE.	SECTION	COUNTY	TOTAL SHEETS	SHEET NO.
-	2011-208-TS	MCHENRY	57	40
CONTRACT NO. 60R37				
ILLINOIS				

SCALE: 1" = SHEET NO. OF SHEETS STA. TO STA.