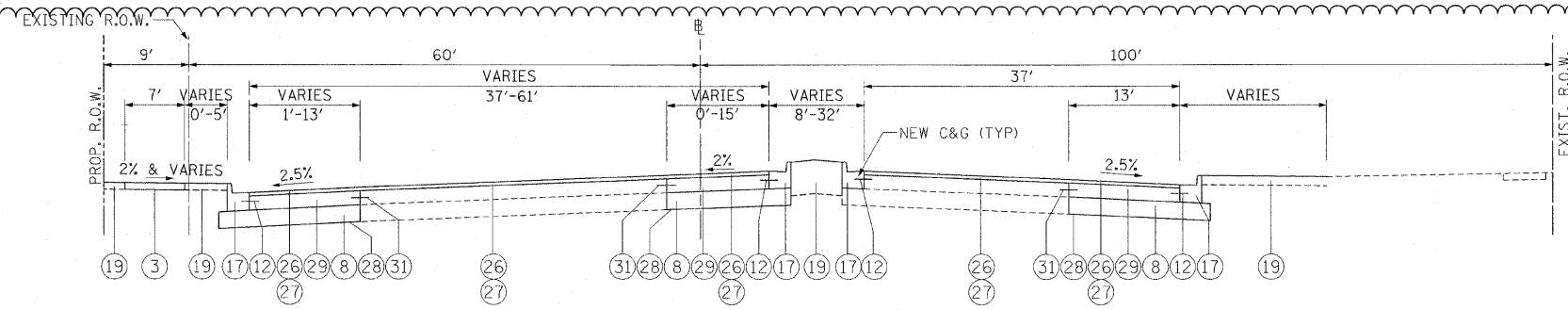
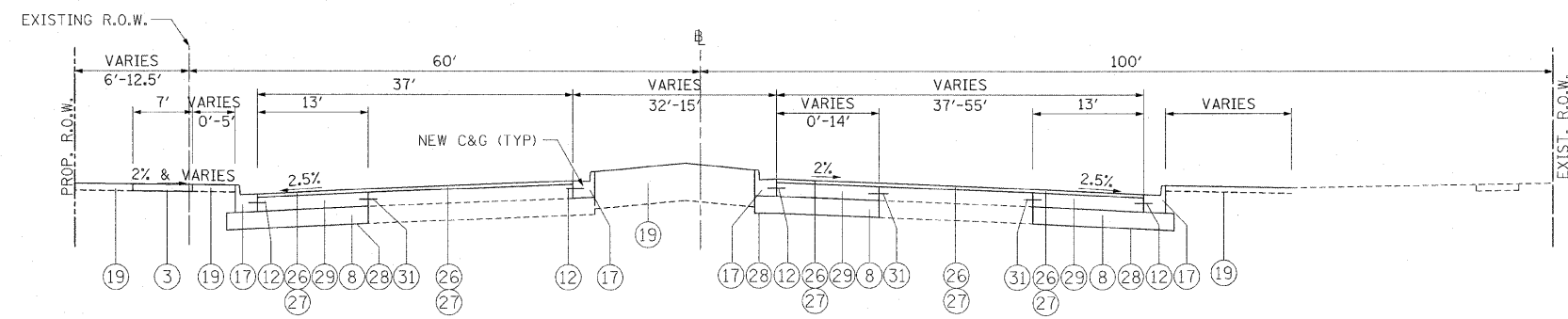


F.A.P. RTE.	SECTION	COUNTY	TOTAL SHEETS	SHEET NO.
307	130 R-2	DUPAGE, KANE	647	24
STA.		TO STA.		
FED. ROAD DIST. NO.		ILLINOIS FED. AID PROJECT		

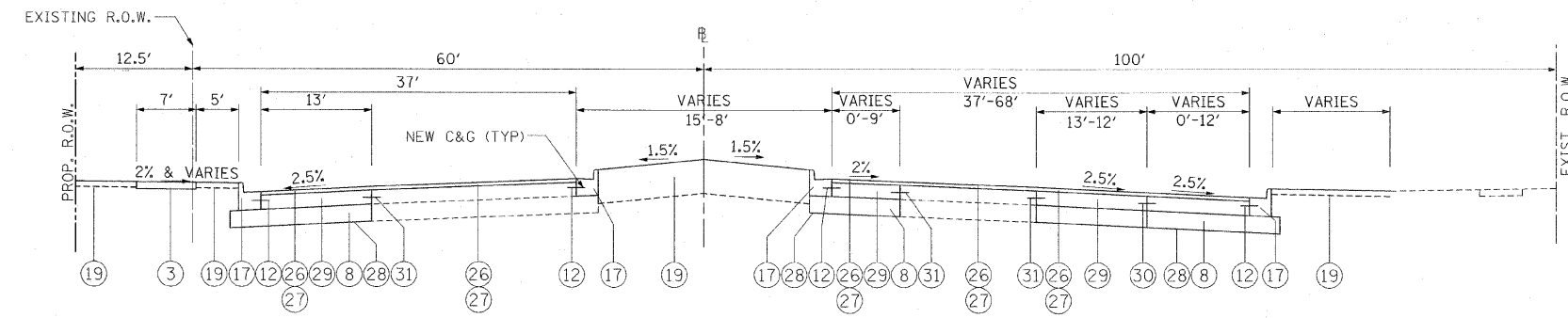
62410



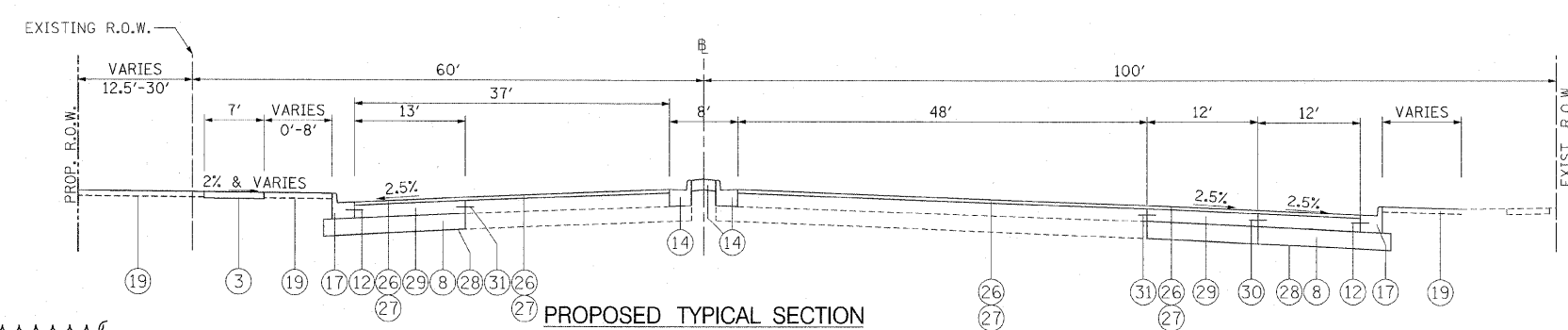
**PROPOSED TYPICAL SECTION
 NORTH AVENUE**
 STA. 3265+53.86 TO STA. 3273+00.16



**PROPOSED TYPICAL SECTION
 NORTH AVENUE**
 STA. 3273+00.16 TO STA. 3275+85.69



**PROPOSED TYPICAL SECTION
 NORTH AVENUE**
 STA. 3275+85.69 TO STA. 3278+05.69



**PROPOSED TYPICAL SECTION
 NORTH AVENUE**
 STA. 3278+05.69 TO STA. 3280+14.00

PROPOSED LEGEND:

- 1 PORTLAND CEMENT CONCRETE PAVEMENT 10" (JOINTED)
- 2 PORTLAND CEMENT CONCRETE SHOULDERS 10"
- 3 PORTLAND CEMENT CONCRETE SIDEWALK, 5"
- 4 HOT-MIX ASPHALT SURFACE COURSE, MIX "D", N50; 2"
- 5 HOT-MIX ASPHALT BINDER COURSE IL-19.0, N50; 2-1/4"
- 6 HOT-MIX ASPHALT BASE COURSE, 7"
- 7 STABILIZED SUB-BASE 4 1/2"
- 8 AGGREGATE SUBGRADE 12"
- 9 AGGREGATE SHOULDERS TYPE B, 10"
- 10 SUB-BASE GRANULAR MATERIAL, TYPE B 4"
- 11 #8 TIE BARS, 24" LONG AT 24" C-C (INCLUDED IN PRICE FOR BID FOR PCC PAVEMENT - JOINTED)
- 12 #6 TIE BARS, 24" LONG AT 24" C-C (INCLUDED IN PRICE FOR BID FOR CURB AND GUTTER OR PCC SHOULDER)
- 13 DRILL AND GROUT BARS (#8 TIE BARS, 24" LONG AT 24" C-C) (INCLUDED IN PRICE FOR BID FOR PCC PAVEMENT)
- 14 CONCRETE MEDIAN TYPE SB-6.24 (GUTTER SLOPE =6%)
- 15 CONCRETE MEDIAN SURFACE, 4 INCH
- 16 SUB-BASE GRANULAR MATERIAL, TYPE B
- 17 COMBINATION CONCRETE CURB AND GUTTER, TYPE B-6.24
- 18 COMBINATION CONCRETE CURB AND GUTTER, TYPE B-9.24
- 19 SEE LANDSCAPING SHEETS FOR MIX SEEDING
- 23 CONCRETE PARAPET
- 24 MSE RETAINING WALL
- 25 CONCRETE MEDIAN TYPE SB-9.24 (GUTTER SLOPE =6%)
- 26 POLYMERIZED HOT MIX ASPHALT SURFACE COURSE, MIX "F", N90; 1-3/4"
- 27 POLYMERIZED LEVELING BINDER (MACHINE METHOD), IL-4.75, N-50; 3/4"
- 28 GEOTECHNICAL FABRIC FOR GROUND STABILIZATION
- 29 PORTLAND CEMENT CONCRETE BASE COURSE 10"*
- 30 #6 TIE BARS, 24" LONG AT 24" C-C
- 31 DRILL AND GROUT BARS (#6 TIE BARS, 24" LONG AT 24" C-C)

* NOTE:
 WHEN WIDENING THE EXISTING PAVEMENT WHICH DOES NOT EXCEED 6 FT IN WIDTH, IT SHOULD BE PAID FOR AS PORTLAND CEMENT CONCRETE BASE COURSE WIDENING 10".

HOT-MIX ASPHALT MIXTURE REQUIREMENTS

RAILROAD ACCESS ROAD	AIR VOIDS
HOT-MIX ASPHALT SURFACE COURSE, MIX "D", N50 (IL-9.5 mm); 2"	4% @ 50 GYR.
HOT-MIX ASPHALT BINDER COURSE IL-19.0, N50; 2-1/4"	4% @ 50 GYR.
HOT-MIX ASPHALT BASE COURSE, 7" (HMA BINDER IL-19mm IN 2 LIFTS)	4% @ 50 GYR.
NORTH AVENUE RECONSTRUCTION	
STABILIZED SUB-BASE, 4 1/2"	2% @ 30 GYR.
NORTH AVENUE RESURFACING	
POLYMERIZED HOT MIX ASPHALT SURFACE COURSE, MIX "F", N90; 1-3/4"	4% @ 90 GYR.
POLYMERIZED LEVELING BINDER (MACHINE METHOD), IL-4.75, N-50; 3/4"	3.5% @ 50 GYR.
TEMPORARY PAVEMENT	
HOT-MIX ASPHALT BINDER COURSE, IL-19.0 mm, N50; 10" (IN 2 LIFTS)	4% @ 50 GYR.
HOT-MIX ASPHALT SURFACE COURSE, MIX "D", N50 (IL-19mm); 2"	4% @ 50 GYR.

THE UNIT WEIGHT USED TO CALCULATE ALL HMA SURFACE MIXTURE QUANTITIES IS 112 LBS/SQ YD/IN. FOR PERCENT OF RAP, SEE DISTRICT ONE SPECIAL PROVISIONS. THE "AC-TYPE" FOR NON-POLYMERIZED HMA MIXES SHALL BE PG 64-22 UNLESS MODIFIED BY THE DISTRICT ONE SPECIAL PROVISIONS.

PRTYP-01

REVISIONS	
NAME	DATE
ADDENDUM NO. 1	12/23/11

ILLINOIS DEPARTMENT OF TRANSPORTATION
 F.A.P. ROUTE 307 (ILLINOIS ROUTE 64)

PROPOSED TYPICAL SECTIONS

SCALE: VERT: NONE
 HORIZ: NONE
 DATE: NOVEMBER 1, 2011
 DRAWN BY: JWM
 CHECKED BY: RMG

