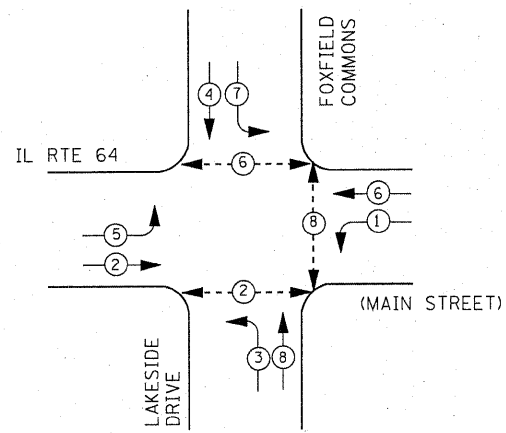


CIVIL ENGINEERING CONSULTANTS
RWA
 Regina Webster & Associates, Inc.
 8619 W. Bryn Mawr Ave., Suite 602
 Chicago, IL 60631-3551
 773-283-2600 Fax: 773-283-2602
 www.RWAengineers.com

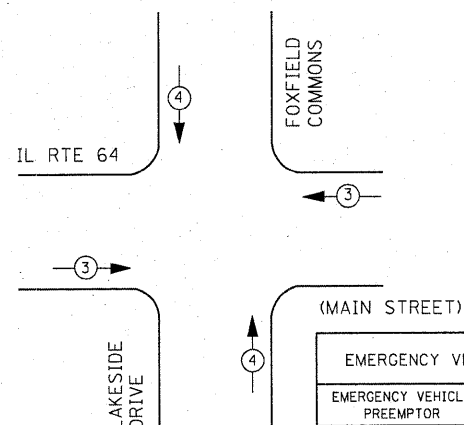
CONTROLLER SEQUENCE



LEGEND

- DUAL ENTRY PHASE
- PEDESTRIAN PHASE
- SINGLE ENTRY PHASE
- OVERLAP
- * NUMBER REFERS TO ASSOCIATED PHASE

PHASE DESIGNATION DIAGRAM



EMERGENCY VEHICLE PREEMPTORS		
EMERGENCY VEHICLE PREEMPTOR	3	4
MOVEMENT		

EMERGENCY VEHICLE PREEMPTION SEQUENCE

I. D. O. T. TRAFFIC SIGNAL INSTALLATION ELECTRICAL SERVICE REQUIREMENTS

TYPE	NO. LAMPS	WATTAGE		% OPERATIONS	TOTAL WATTAGE
		INCAND.	LED		
SIGNAL (RED)	12	135	17	0.50	102.00
(YELLOW)	12	135	25	0.25	75.00
(GREEN)	12	135	15	0.25	45.00
ARROW	16	135	12	0.10	19.20
PED. SIGNAL	6	90	25	1.00	150.00
CONTROLLER	1	100	100	1.00	100.00
ILLUM. SIGN		252	25	0.05	--
VIDEO SYSTEM		150	-	1.00	--
TOTAL =					491.20

ENERGY COSTS- BILLED TO: CITY OF ST. CHARLES
 2 EAST MAIN STREET
 ST. CHARLES, IL 60174

ENERGY SUPPLY - CONTACT TOM BRUHL
 PHONE 630-377-4401
 COMPANY CITY OF ST. CHARLES

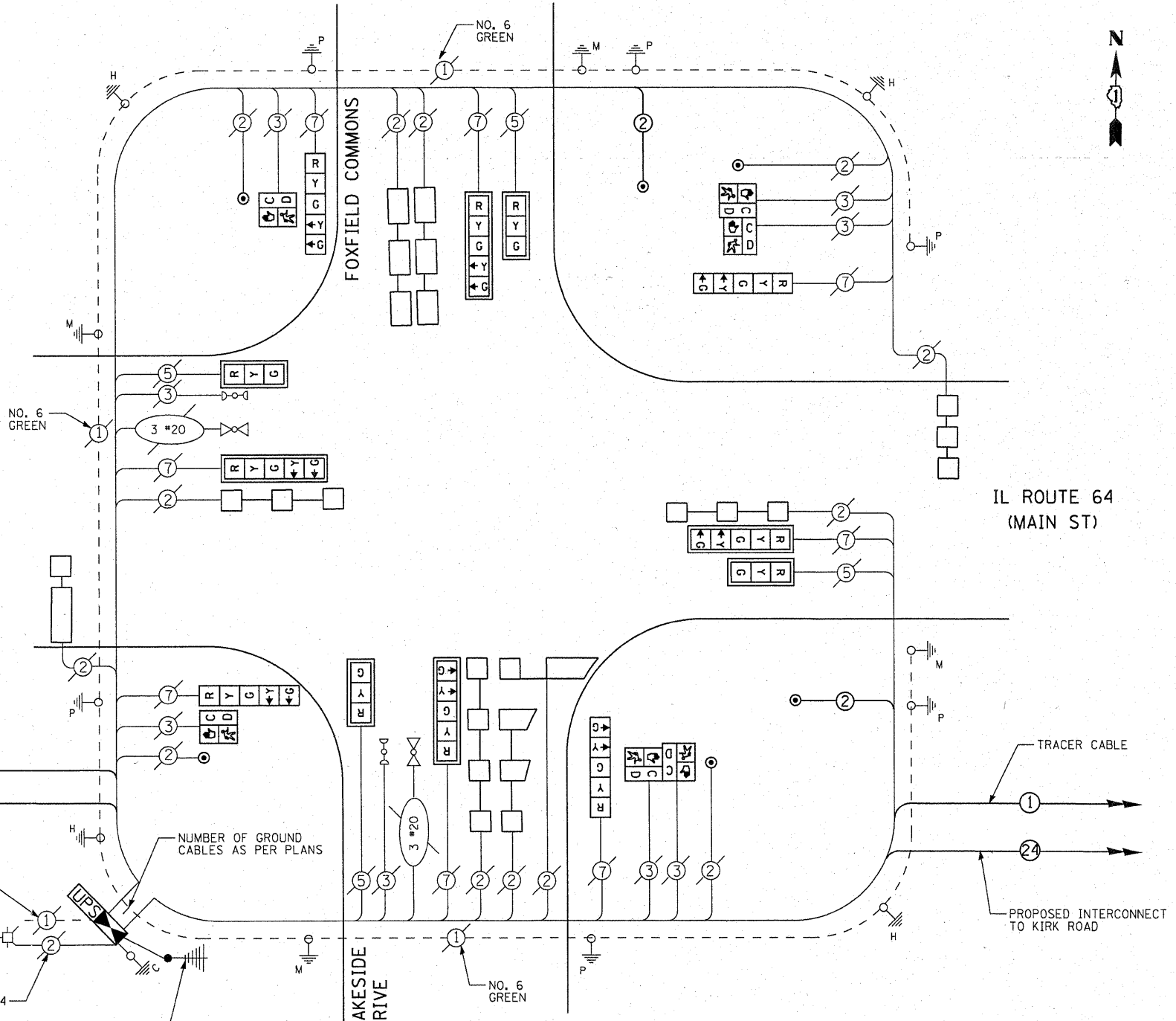
THE END OF THE TRACER CABLE SHALL BE CONTINUOUS AND EXTEND INTO THE CONTROLLER CABINET.

DURING TEMPORARY OPERATION THE TRAFFIC SIGNAL CONTROL EQUIPMENT FOR THIS PROJECT SHALL BE THE EXISTING "ECONOLITE" TO MATCH THE EXISTING ADJACENT SYSTEM

THE PERMANENT TRAFFIC SIGNAL CONTROL EQUIPMENT FOR THIS PROJECT SHALL BE "EAGLE" TO MATCH THE EXISTING ADJACENT SYSTEM

AT LOCATIONS WHERE UPS IS INSTALLED AND EMERGENCY VEHICLE PRIORITY SYSTEM IS IN USE, ANY EXISTING INCANDESCENT CONFIRMATION BEACONS SHALL BE REPLACED WITH LED LAMPS IN ACCORDANCE WITH THE DISTRICT ONE EMERGENCY VEHICLE PRIORITY SYSTEM SPECIFICATION AT NO ADDITIONAL COST TO THE CONTRACT.

RESTORATION OF WORK AREA, RESTORATION OF THE TRAFFIC SIGNAL WORK AREA SHALL BE INCLUDED IN THE RELATED PAY ITEM SUCH AS FOUNDATION, CONDUIT, HANDHOLE, TRENCH AND BACKFILL, ETC., AND NO EXTRA COMPENSATION SHALL BE ALLOWED. ALL ROADWAY SURFACES SUCH AS SHOULDERS, MEDIAN, SIDEWALKS, PAVEMENT ETC. SHALL BE REPLACED IN KIND. ALL DAMAGE TO MOWED LAWNS SHALL BE REPLACED WITH AN APPROVED SOD, AND ALL DAMAGE TO UNMOWED FIELDS SHALL BE SEEDED IN ACCORDANCE WITH STANDARD SPECIFICATIONS 252 AND 250 RESPECTIVELY.



CABLE PLAN

SCHEDULE OF QUANTITIES

QUANTITY	UNIT	ITEM
38	FOOT	UNDERGROUND CONDUIT, GALVANIZED STEEL, 2" DIA.
1	EACH	MAINTENANCE OF EXISTING TRAFFIC SIGNAL INSTALLATION
**1	EACH	FULL-ACTUATED CONTROLLER AND CABINET, TYPE IV, SPECIAL
1	EACH	TRANSCIVER - FIBER OPTIC
460	FOOT	ELECTRIC CABLE IN CONDUIT, SIGNAL NO. 14 2C
2	EACH	DRILL EXISTING HANDHOLE
2	EACH	PEDESTRIAN PUSH-BUTTON POST, GALVANIZED STEEL, TYPE II
4	EACH	SIGNAL HEAD, L.E.D., 1-FACE, 3-SECTION, MAST ARM MOUNTED
4	EACH	SIGNAL HEAD, L.E.D., 1-FACE, 5-SECTION, BRACKET MOUNTED
4	EACH	SIGNAL HEAD, L.E.D., 1-FACE, 5-SECTION, MAST ARM MOUNTED
9	EACH	INDUCTIVE LOOP DETECTOR
1248	FOOT	DETECTOR LOOP, TYPE I
2	EACH	PEDESTRIAN SIGNAL HEAD, L.E.D., 1-FACE, BRACKET MOUNTED WITH COUNTDOWN TIMER
2	EACH	PEDESTRIAN SIGNAL HEAD, L.E.D., 2-FACE, BRACKET MOUNTED WITH COUNTDOWN TIMER
8	EACH	TRAFFIC SIGNAL BACKPLATE, LOUVERED, ALUMINUM
6	EACH	PEDESTRIAN PUSH-BUTTON
1	EACH	REMOVE EXISTING TRAFFIC SIGNAL EQUIPMENT
1	EACH	UNINTERRUPTIBLE POWER SUPPLY SPECIAL
1	EACH	RELOCATE EXISTING EMERGENCY VEHICLE PRIORITY SYSTEM PHASING UNIT

** - 100% COST TO CMAQ

FILE NAME =	USER NAME = #USER#	DESIGNED - DW	REVISED -
#FILE#		DRAWN - DW	REVISED -
	PLOT SCALE = #SCALE#	CHECKED - JS	REVISED -
	PLOT DATE = #DATE#	DATE -	REVISED -

STATE OF ILLINOIS
 DEPARTMENT OF TRANSPORTATION

IL ROUTE 64 AND FOXFIELD COMMONS /LAKESIDE DRIVE
 CABLE PLAN, SCHEDULE OF QUANTITIES & PHASE DESIGNATION DIAGRAM
 SCALE: NTS SHEET NO. OF SHEETS STA. TO STA.

F.A. RTE.	SECTION	COUNTY	TOTAL SHEETS	SHEET NO.
307	130 R-2	KANE	647	324
			CONTRACT NO. 62410	
ILLINOIS FED. AID PROJECT				