

RESTORATION OF WORK AREA, RESTORATION OF THE TRAFFIC SIGNAL WORK AREA SHALL BE INCLUDED IN THE RELATED PAY ITEM SUCH AS FOUNDATION, CONDUIT, HANDHOLE, TRENCH AND BACKFILL, ETC., AND NO EXTRA COMPENSATION SHALL BE ALLOWED. ALL ROADWAY SURFACES SUCH AS SHOULDERS, MEDIAN, SIDEWALKS, PAVEMENT ETC. SHALL BE REPLACED IN KIND. ALL DAMAGE TO MOWED LAWNS SHALL BE REPLACED WITH AN APPROVED SOD, AND ALL DAMAGE TO UNMOWED FIELDS SHALL BE SEEDED IN ACCORDANCE WITH STANDARD SPECIFICATIONS 252 AND 250 RESPECTIVELY.

ALL PROPOSED CONDUITS SHOWN ON THE PLANS AS TRENCHED OR PUSHED SHALL BE INCLUDED UNDER THE "UNDERGROUND CONDUIT" PAY ITEM FOR THE SIZES SHOWN.

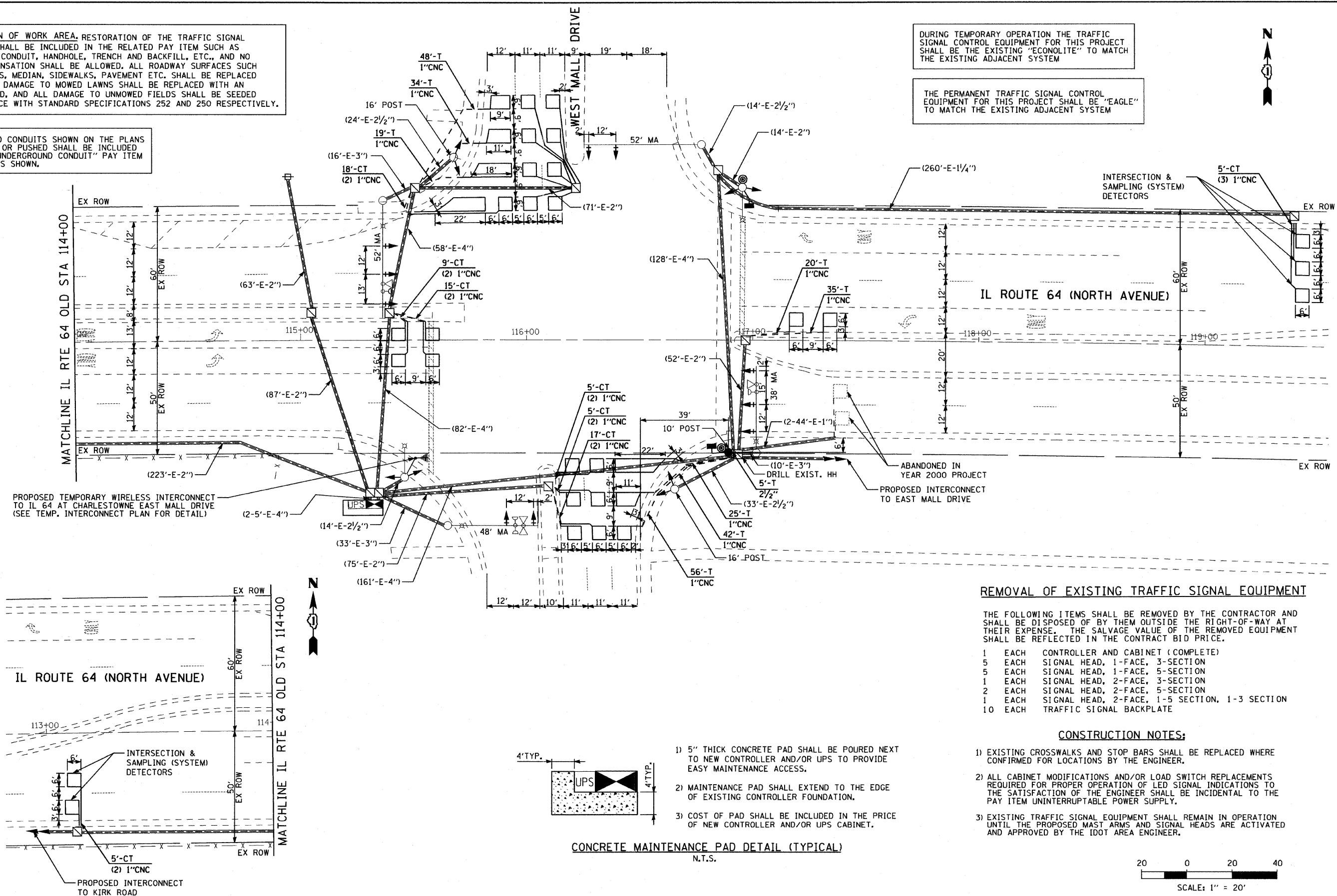
DURING TEMPORARY OPERATION THE TRAFFIC SIGNAL CONTROL EQUIPMENT FOR THIS PROJECT SHALL BE THE EXISTING "ECONOLITE" TO MATCH THE EXISTING ADJACENT SYSTEM

THE PERMANENT TRAFFIC SIGNAL CONTROL EQUIPMENT FOR THIS PROJECT SHALL BE "EAGLE" TO MATCH THE EXISTING ADJACENT SYSTEM



CIVIL ENGINEERING CONSULTANTS
RWA
Regina Webster & Associates, Inc.

8619 W. Bryn Mawr Ave., Suite 602
Chicago, IL 60631-3551
773-283-2600 Fax: 773-283-2602
www.RWAengineers.com



REMOVAL OF EXISTING TRAFFIC SIGNAL EQUIPMENT

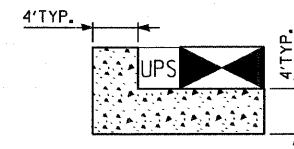
THE FOLLOWING ITEMS SHALL BE REMOVED BY THE CONTRACTOR AND SHALL BE DISPOSED OF BY THEM OUTSIDE THE RIGHT-OF-WAY AT THEIR EXPENSE. THE SALVAGE VALUE OF THE REMOVED EQUIPMENT SHALL BE REFLECTED IN THE CONTRACT BID PRICE.

- 1 EACH CONTROLLER AND CABINET (COMPLETE)
- 5 EACH SIGNAL HEAD, 1-FACE, 3-SECTION
- 5 EACH SIGNAL HEAD, 1-FACE, 5-SECTION
- 1 EACH SIGNAL HEAD, 2-FACE, 3-SECTION
- 2 EACH SIGNAL HEAD, 2-FACE, 5-SECTION
- 1 EACH SIGNAL HEAD, 2-FACE, 1-5 SECTION, 1-3 SECTION
- 10 EACH TRAFFIC SIGNAL BACKPLATE

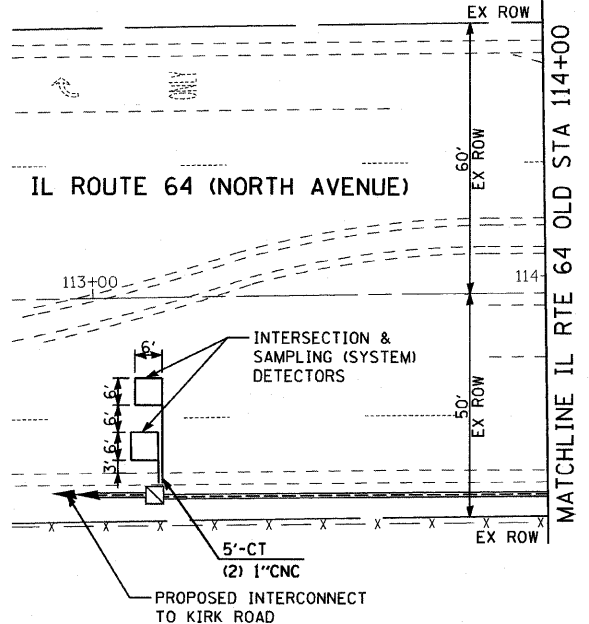
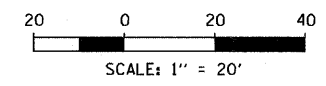
CONSTRUCTION NOTES:

- 1) EXISTING CROSSWALKS AND STOP BARS SHALL BE REPLACED WHERE CONFIRMED FOR LOCATIONS BY THE ENGINEER.
- 2) ALL CABINET MODIFICATIONS AND/OR LOAD SWITCH REPLACEMENTS REQUIRED FOR PROPER OPERATION OF LED SIGNAL INDICATIONS TO THE SATISFACTION OF THE ENGINEER SHALL BE INCIDENTAL TO THE PAY ITEM UNINTERRUPTABLE POWER SUPPLY.
- 3) EXISTING TRAFFIC SIGNAL EQUIPMENT SHALL REMAIN IN OPERATION UNTIL THE PROPOSED MAST ARMS AND SIGNAL HEADS ARE ACTIVATED AND APPROVED BY THE IDOT AREA ENGINEER.

- 1) 5" THICK CONCRETE PAD SHALL BE POURED NEXT TO NEW CONTROLLER AND/OR UPS TO PROVIDE EASY MAINTENANCE ACCESS.
- 2) MAINTENANCE PAD SHALL EXTEND TO THE EDGE OF EXISTING CONTROLLER FOUNDATION.
- 3) COST OF PAD SHALL BE INCLUDED IN THE PRICE OF NEW CONTROLLER AND/OR UPS CABINET.



CONCRETE MAINTENANCE PAD DETAIL (TYPICAL)
N.T.S.



FILE NAME = #FILE#	USER NAME = #USER#	DESIGNED - DW	REVISED -	STATE OF ILLINOIS DEPARTMENT OF TRANSPORTATION	IL ROUTE 64 AND WEST MALL DRIVE TRAFFIC SIGNAL MODERNIZATION PLAN	F.A. RTE. 307	SECTION 130 R-2	COUNTY KANE	TOTAL SHEETS 647	SHEET NO. 328	
PLOT SCALE = #SCALE#	DESIGNED - DW	REVISED -	CONTRACT NO. 62410			ILLINOIS FED. AID PROJECT					
PLOT DATE = #DATE#	CHECKED - JS	REVISED -	SCALE: 1" = 20'-0"			SHEET NO. OF SHEETS STA. TO STA.					
	DATE	REVISED -									