F.A.P. RTE.	SECTION	COUNTY	TOTAL SHEETS	SHEET NO.
307	130 R-2	DUPAGE,KANE	647	355
STA.		TO STA.		
FED. ROAD DIST. NO.	ILLINOIS	FED. AID PROJECT		

62410

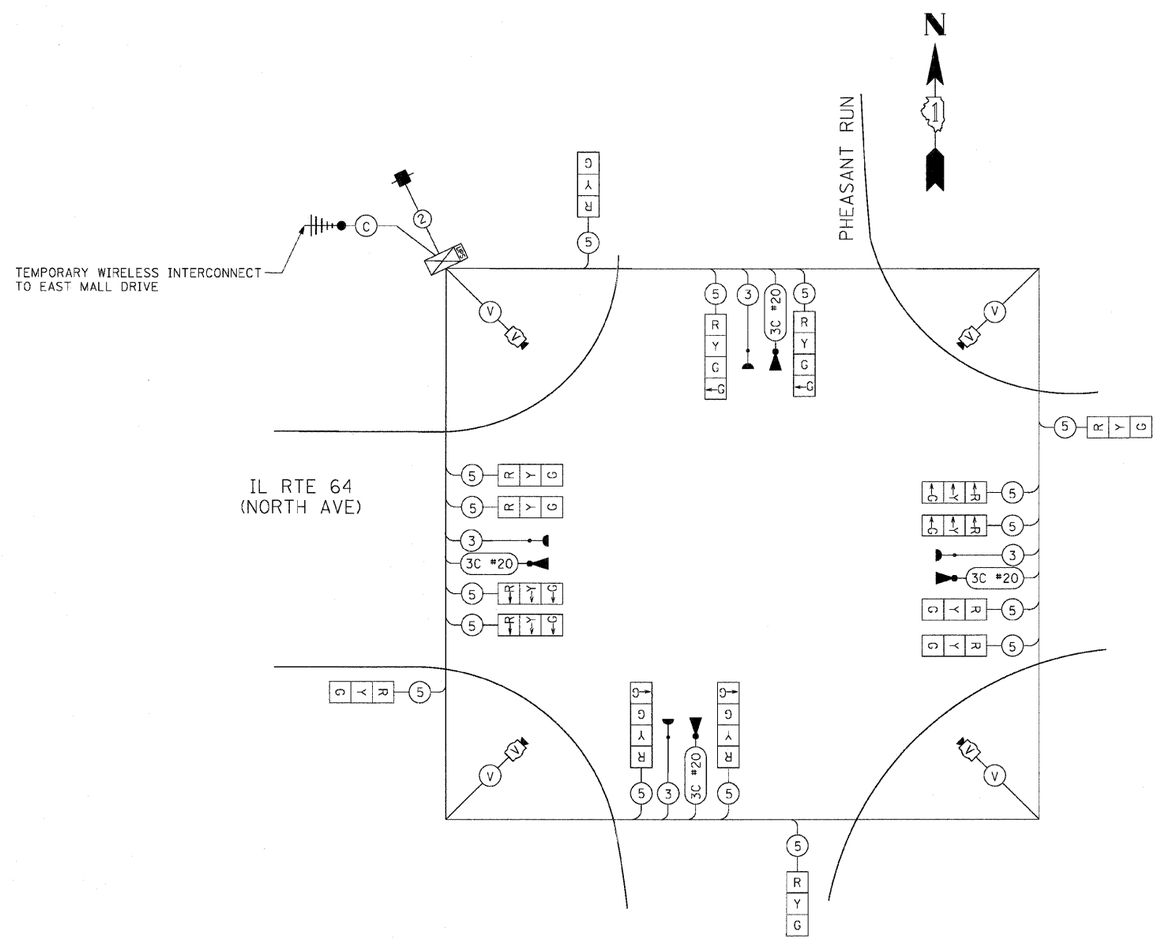

CABLE PLAN

NOT TO SCALE

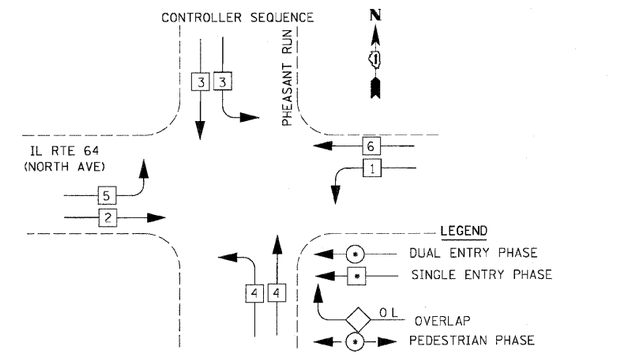

PHASE DESIGNATION DIAGRAM

EMERGENCY VEHICLE PREEMPTION SEQUENCE

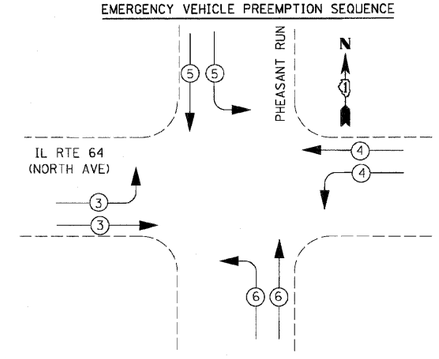

PROPOSED EMERGENCY VEHICLE PREEMPTORS				
EMERGENCY VEHICLE PREEMPTOR	3	4	5	6
MOVEMENT				

I.D.O.T TRAFFIC SIGNAL INSTALLATION ELECTRICAL SERVICE REQUIREMENTS					TOTAL WATTAGE
TYPE	NO. LAMPS ×	WATTAGE INCAND.	WATTAGE LED	× %OPERATION	
SIGNAL (RED)	12		17	50	102.00
(YELLOW)	12		25	25	75.00
(GREEN)	12		15	25	45.00
ARROW	16		12	10	19.20
PED. SIGNAL	0		25	100	0.00
CONTROLLER	1		100	100	100.00
ILLUM. SIGN	0		25	5	0.00
VIDEO SYSTEM	1	150		100	150.00
FLASHER				50	--
				TOTAL =	491.20

ENERGY COSTS TO:
ILLINOIS DEPAR MEN OF RANSPOR A ION
201 WEST CENTER COURT
SCHAUMBURG, ILLINOIS 60196-1096

ENERGY SUPPLY CONTACT: THOMAS BRUHL
PHONE: (630) 377-4401
COMPANY: ST. CHARLES ELECTRICAL DEPARTMENT

SHEET 7 OF 10

REVISIONS	
NAME	DATE

ILLINOIS DEPARTMENT OF TRANSPORTATION
IL RTE 64 & PHEASANT RUN
TEMPORARY CABLE PLAN &
TEMPORARY PHASE DESIGNATION
DIAGRAM & SCHEDULE OF QUANTITIES
STAGES 1, 1A, & 2

SCALE: NONE
DATE: NOVEMBER 1, 2011

DRAWN BY: JS
DESIGN BY: JS
CHECKED BY: WP