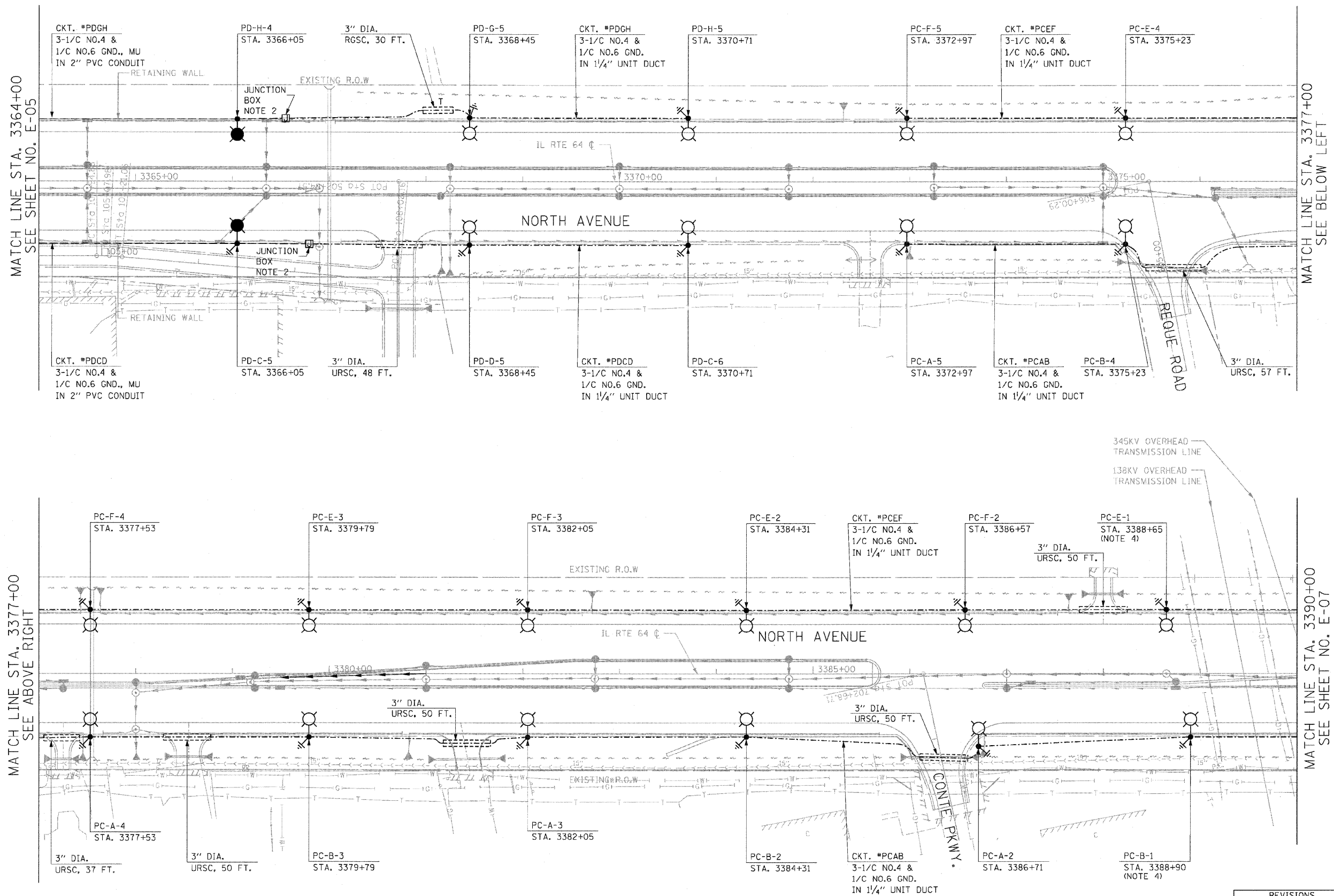

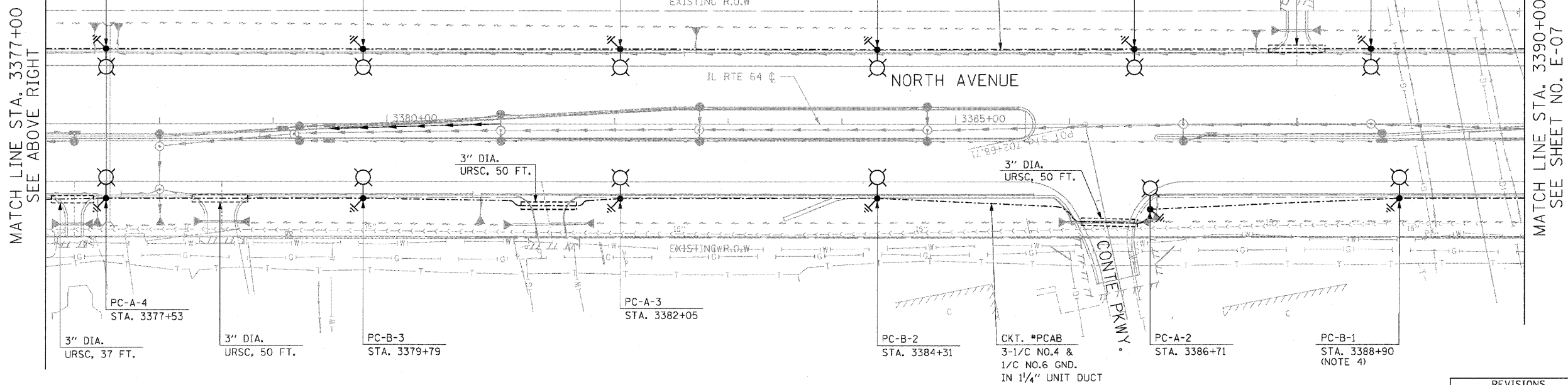


F.A.P. RTE.	SECTION	COUNTY	TOTAL SHEETS	SHEET NO.
307	130 R-2	DUPAGE, KANE	647	420
STA.		TO STA.		
FED. ROAD DIST. NO.		ILLINOIS FED. AID PROJECT		
62410				



- NOTES:**
- SEE SHEET E-01 FOR ELECTRICAL SYMBOLS, CALL-OUT SAMPLES, ABBREVIATIONS AND GENERAL NOTES.
 - PROVIDE AN 18"X8"X8" NON-METALLIC JUNCTION BOX EMBEDDED IN RETAINING WALL TO TRANSITION FROM UNIT DUCT IN TRENCH TO CONDUIT EMBEDDED IN RETAINING WALL. SEE DRAWING E-17 FOR DETAILS.
 - THE TYPICAL LIGHT POLE SETBACK SHALL BE 15 FEET FROM EDGE OF PAVEMENT TO THE FACE OF LIGHT POLE, UNLESS NOTED OTHERWISE.
 - THE CONTRACTOR SHALL CONTACT CCM ED AND OBTAIN APPROVAL PRIOR TO THE INSTALLATION OF THE LIGHT POLE FOUNDATIONS NEAR THE TRANSMISSION LINES.



REVISIONS	
NAME	DATE

ILLINOIS DEPARTMENT OF TRANSPORTATION
 F.A.P. ROUTE 307 (ILLINOIS ROUTE 64)

ROADWAY LIGHTING PLAN
 STA. 3364+00 TO STA. 3390+00

SCALE: 1" = 50'
 DATE: MAY 13, 2011

DRAWN BY: HR
 CHECKED BY: JPC