

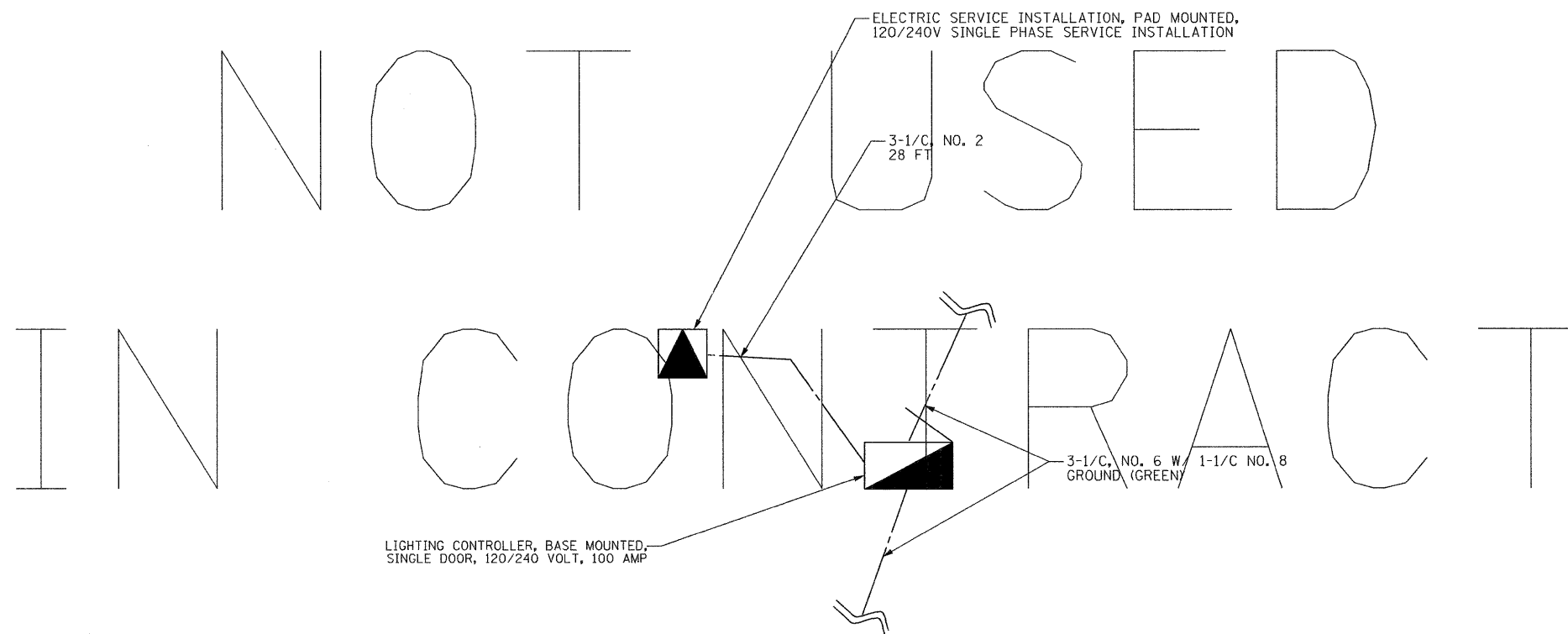


LEGEND

-  UTILITY TRANSFORMER, PAD MOUNTED, 120/240V SINGLE PHASE
-  LIGHTING CONTROLLER, BASE MOUNTED, SINGLE DOOR, 120/240 VOLT, 100 AMP



PROPOSED SERVICE DETAIL

SCALE: NONE

NOTE

FOR LIGHTING CONTROLLER DETAILS, SEE SHEET 418.

PLOT SCALE: 1/8" = 1'-0"
 X:\000005\10005\Local\WorkSpace\PlotDRW\Gmpt\PDF\8 FULL SIZE.plt
 X:\000005\10005\Local\WorkSpace\PlotDRW\TITLELOCK.dwg

FILE NAME =	DESIGNED - BC	REVISED -
...prpln-ABC-sht-IL31-Redgate-cab-wire2.dgn	DRAWN - BC	REVISED -
USER NAME = mcoleman	CHECKED - MPM	REVISED -
PLOT DATE = 12/8/2011	DATE - 10/23/2011	REVISED -



CITY OF ST. CHARLES

**PROPOSED CABLE PLAN AND WIRING DIAGRAM
IL RTE 31 & RED GATE ROAD**

SCALE: SHEET NO. 6 OF 10 SHEETS STA. TO STA.

F.A. RTE.	SECTION	COUNTY	TOTAL SHEETS	SHEET NO.
	04-00092-00-BR	KANE	440	214
CONTRACT NO. 63650			ILLINOIS FED. AID PROJECT	