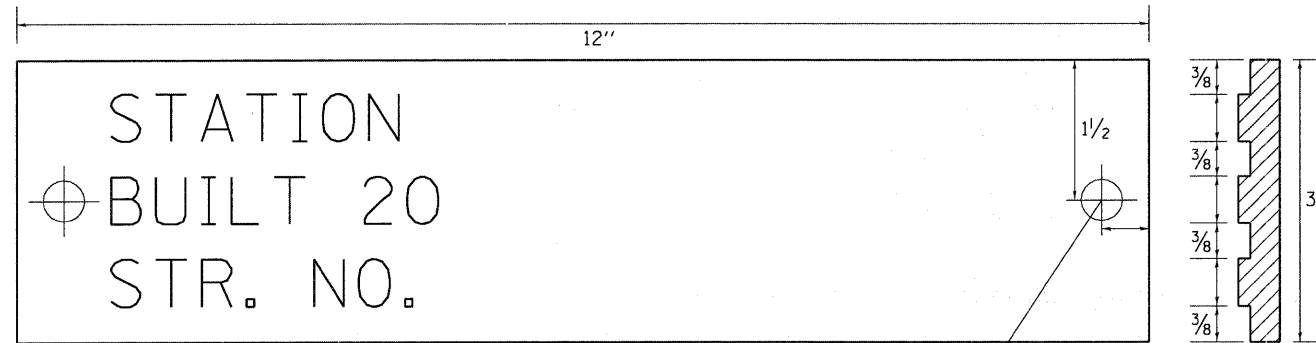
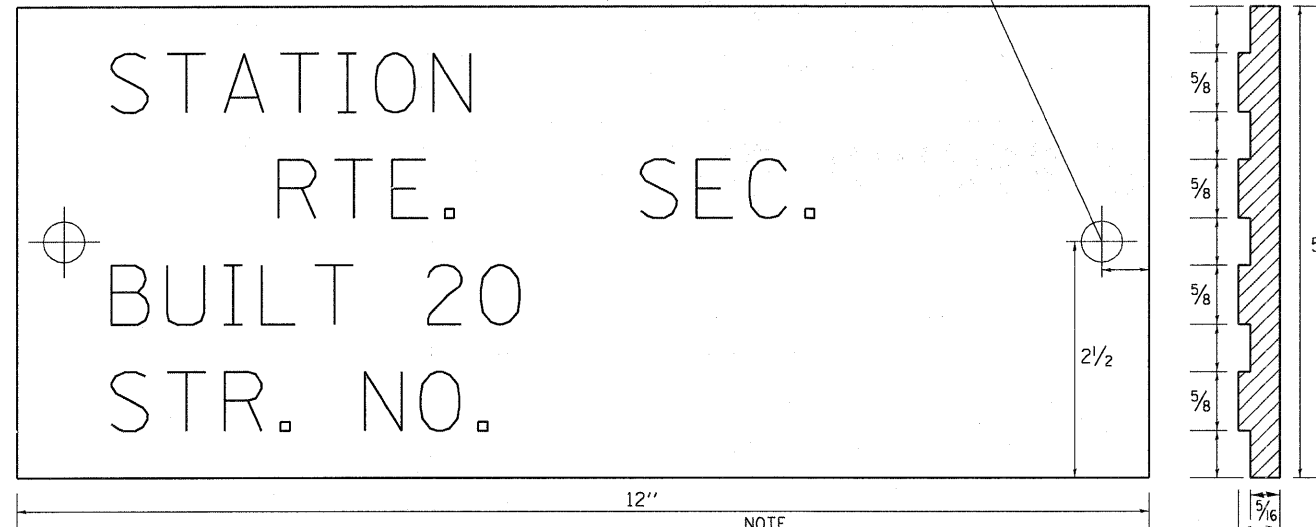


# NAME PLATE FOR CULVERTS

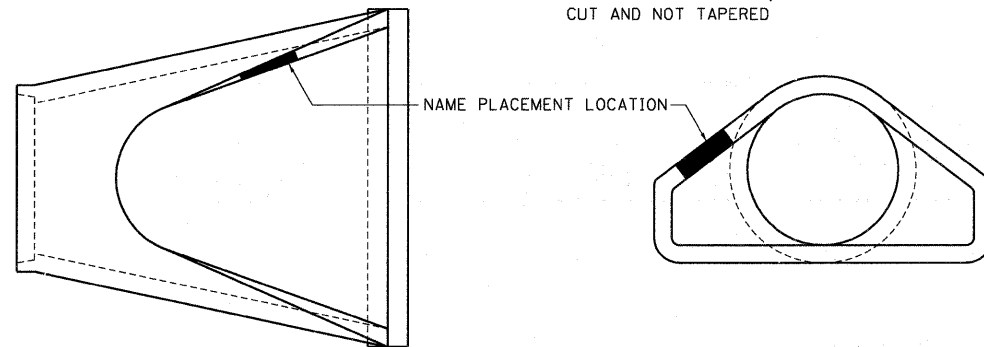
FOR 24"-42" PIPE CULVERTS



FOR 48"-84" PIPE CULVERTS



NOTE  
LETTERING RAISED 1/8, SQUARE CUT AND NOT TAPERED



**DESIGNERS NOTE**

NAME PLATES SHALL BE FURNISHED & INSTALLED ACCORDING TO SECTION 515 OF THE STANDARD SPECIFICATIONS, EXCEPT 2 BOLTS SHALL BE USE TO FASTEN THE PLATE TO THE END SECTION.

USE STANDARD 515001 FOR BRIDGES AND MULTI-CELL CULVERTS WITH SPANS OF 20' OR MORE MEASURED ALONG THE CENTERLINE AT THE HIGHWAY.

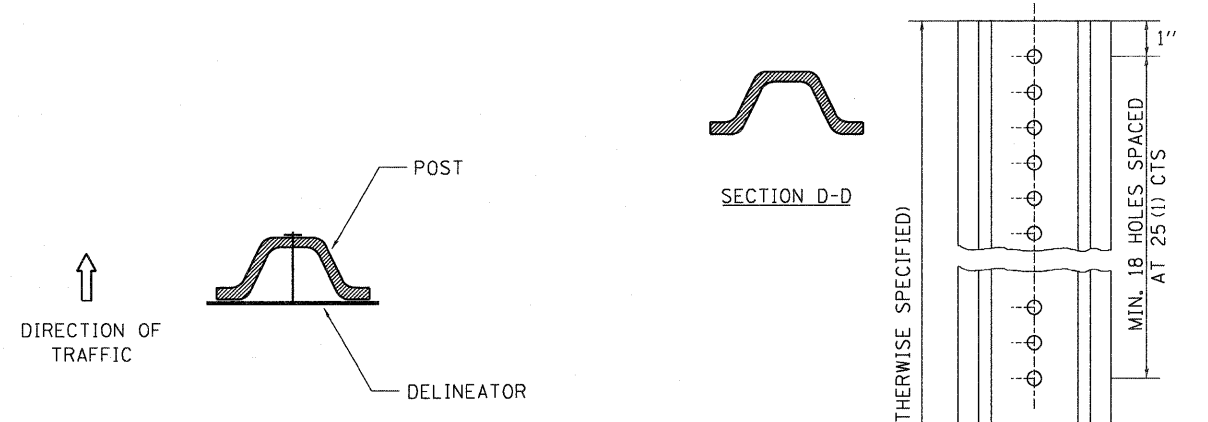
USE THIS DETAIL FOR ALL OTHER PIPE CULVERTS & BOX CULVERTS WITH STRUCTURE NUMBERS. INCLUDE THE INFORMATION TO FILL OUT THE NAME PLATE FOR EACH CULVERT.

IN BOTH CASES INCLUDE A PAY ITEM FOR NAME PLATES.

REVISED - 5-27-09

STATION	STRUCTURE NO.

# DELINEATOR AND POST ORIENTATION



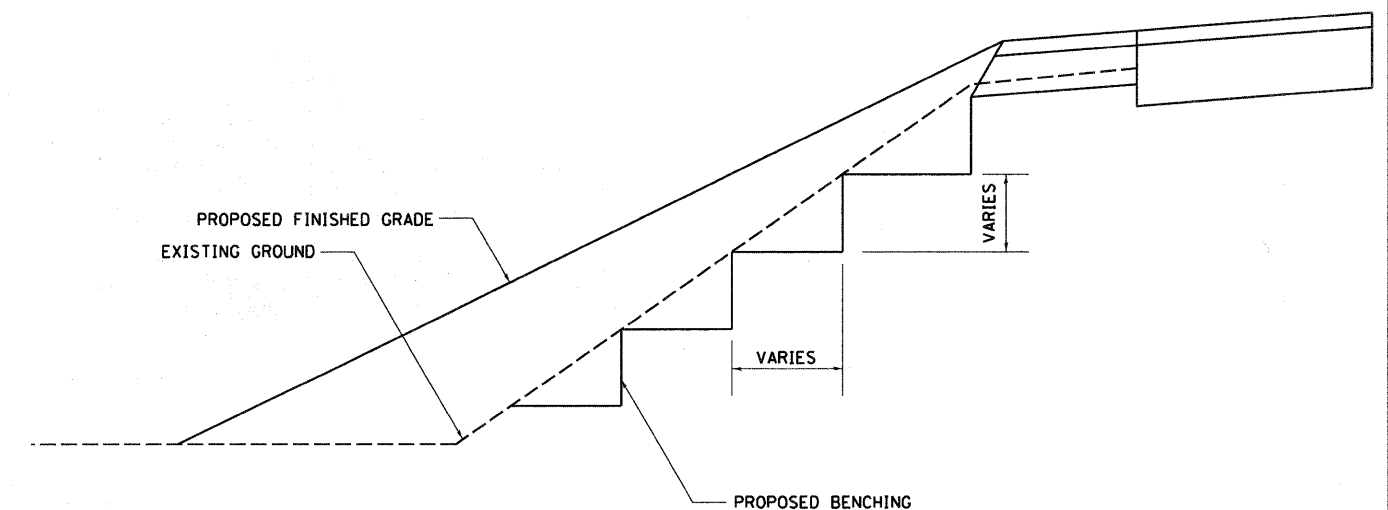
DELINEATORS SHALL BE INSTALLED ACCORDING TO STANDARD 635001 EXCEPT THAT THE POST SHALL BE ROTATED 180°. THE POST WILL HAVE THE WIDE SIDE FACING TRAFFIC AND THE DELINEATOR ATTACHED AS SHOWN ABOVE.

ALL DIMENSIONS ARE IN MILLIMETERS (INCHES) UNLESS OTHERWISE NOTED.

REVISED - 11-01-07

DELINEATOR AND POST ORIENTATION 37.4

# TYPICAL BENCHING ON EXISTING EMBANKMENT



REVISED - 2-22-06	REGION 2 / DISTRICT 2 STANDARD	F.A. RTE.	SECTION	COUNTY	TOTAL SHEETS	SHEET NO.
REVISED -		90	(X2-1) R	WINNEBAGO	510	413
REVISED -		CONTRACT NO. 64C29				
REVISED -		SCALE: 50.0000' / 1" SHEET NO. OF SHEETS STA. TO STA. FED. ROAD DIST. NO. ILLINOIS FED. AID PROJECT				