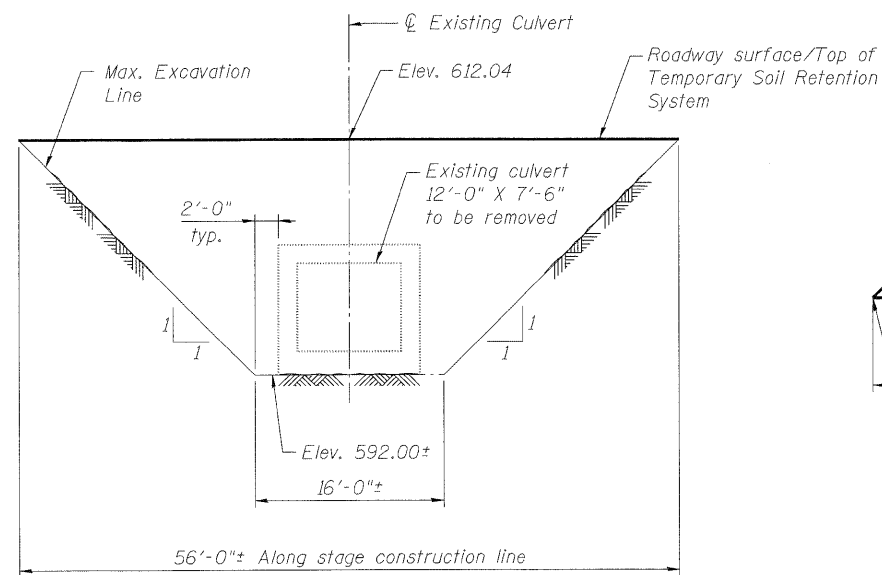
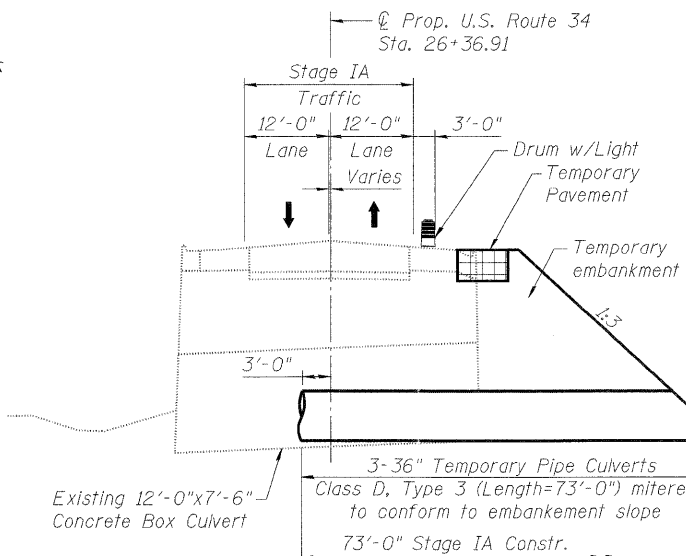


**PLAN**

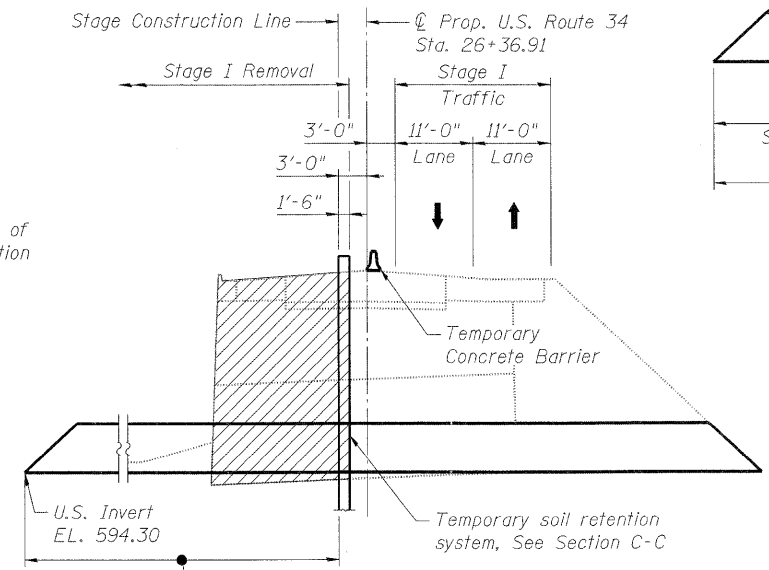


**SECTION C-C**  
(Temporary soil retention system)

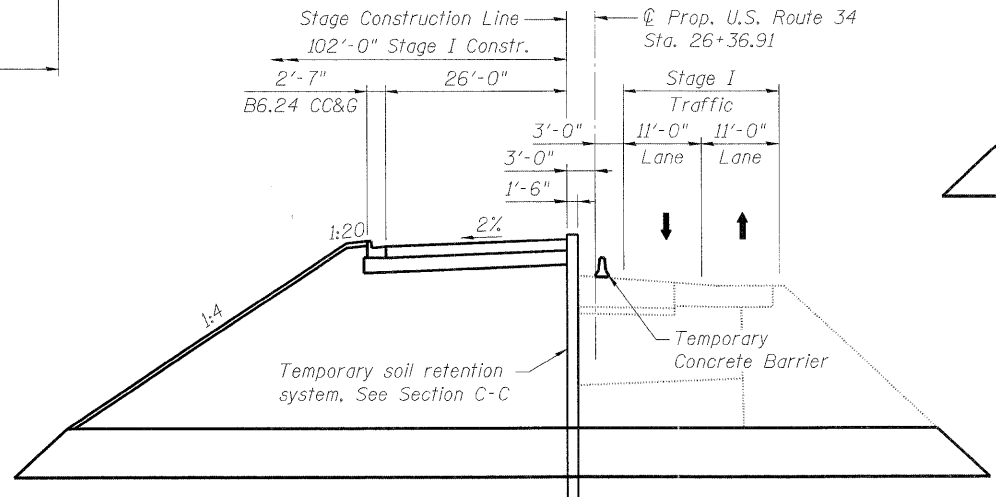
Note:  
A cantilevered sheet piling design does not appear feasible and additional members or other retention systems may be necessary. The Contractor shall submit a temporary soil retention system design including plan details and calculations for review and acceptance by the Engineer.



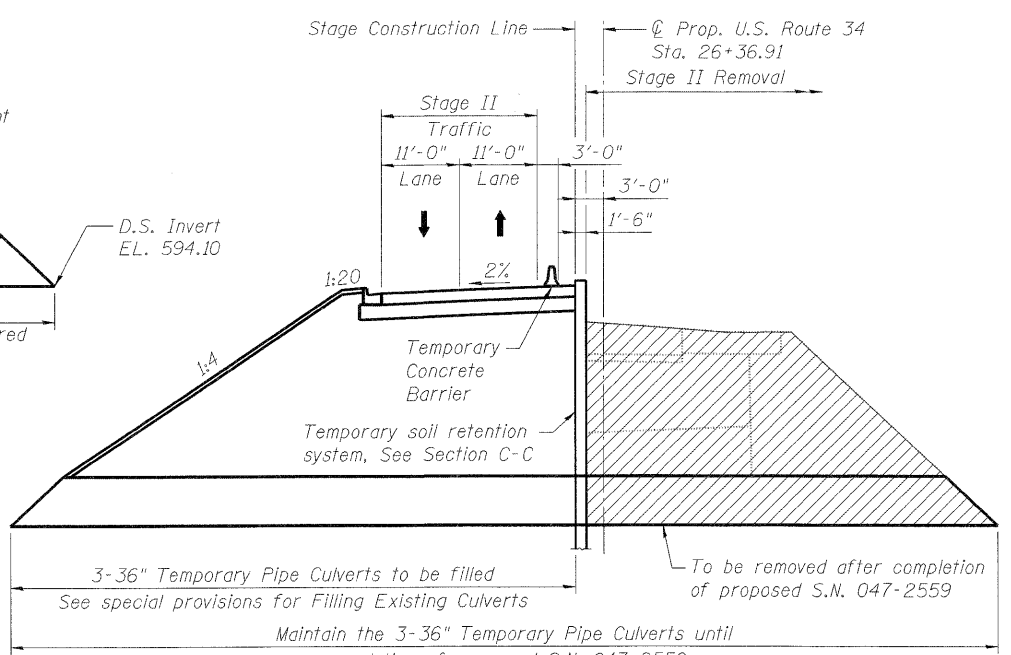
**STAGE IA TEMPORARY WIDENING**



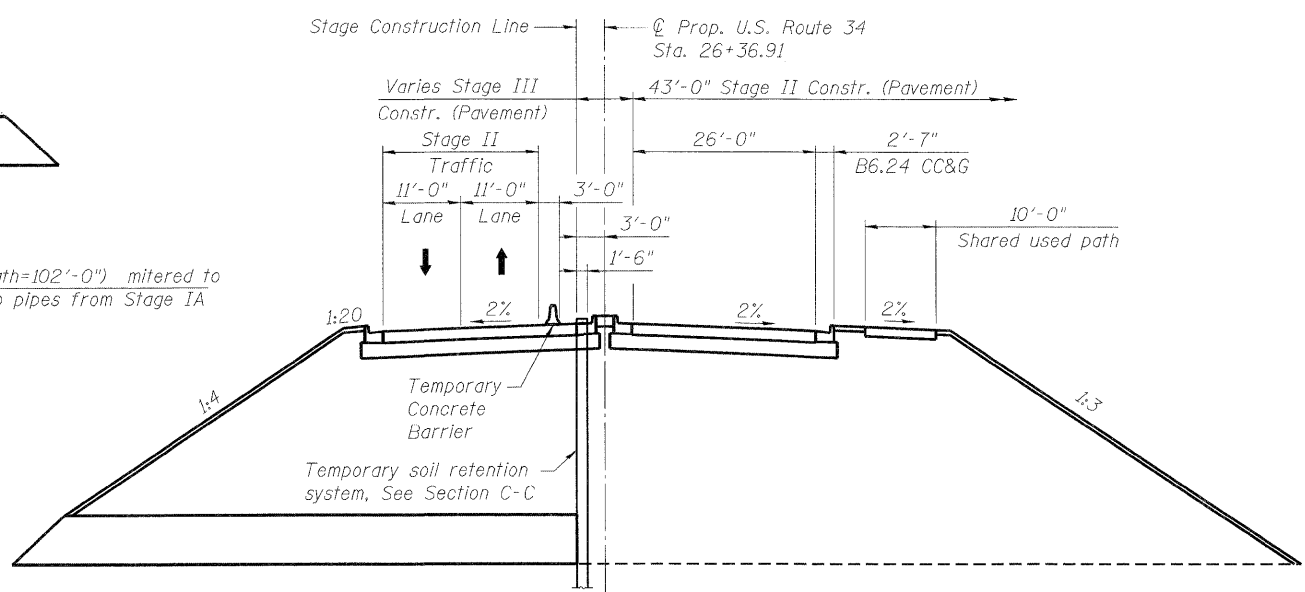
**STAGE I REMOVAL**



**STAGE I CONSTRUCTION**



**STAGE II REMOVAL**




**STAGE II AND III CONSTRUCTION**  
(See MOT plans for Stage III Traffic pattern)

**LEGEND**

- Indicates portions of Existing Pavement, Fill, Embankment, and Culvert to be removed
- Temporary Pavement

T:\16829-PrairiePkwy-Ph2\Struct\Cadd\Pre\final\US34 WC98A Single Box Culvert\0472559-03-STG.dgn 06-MAY-2011 10:18



FILE NAME = 0472559-0366985-203-STG.dgn	DESIGNED - H. Alkhatib	REVISD -
PLOT SCALE = NONE	CHECKED - P. Lopez	REVISD -
PLOT DATE = 5/6/2011	DRAWN - H. Alkhatib	REVISD -
	CHECKED - J. Gralnaw	REVISD -

**STATE OF ILLINOIS**  
**DEPARTMENT OF TRANSPORTATION**

**STAGE CONSTRUCTION DETAILS**  
**STRUCTURE NO. 047-2559**

SHEET NO. 3 OF 6 SHEETS

F.A. RTE.	SECTION	COUNTY	TOTAL SHEETS	SHEET NO.
591	13R-2;14R-1 & BR-1(1);15R-1	KENDALL	429	320

CONTRACT NO. 66985  
ILLINOIS FED. AID PROJECT