ROUTE NO.	SECTION	COUNTY	TOTAL SHEETS	SHEET NO.
FA 587		BUREAU	6	5
FED. ROAD DIST. NO. 7		ILLINOIS	FED. AID PROJECT-	

SHEET NO. 1
2 SHEETS

Contract Number: 66830

STATE OF ILLINOIS
DEPARTMENT OF TRANSPORTATION

* Contractor is to verify beam length prior to ordering material. Other sections meeting the section modulus requirements shown may be allowed subject to approval by the Bureau of Bridges and Structures. Maximum Girder depth = 27" for Spans 1 & 2 and 27" for Span 3. No additional payment will be allowed if the contractor chooses a heavier steel section than the one specified in the plans. (Min Sx = 214 in³ for Spans 1 & 2 and 111 in³ for Span 3)

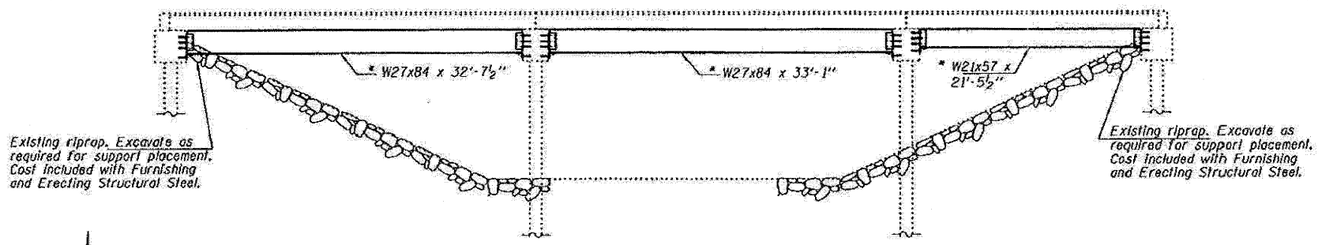

ELEVATION

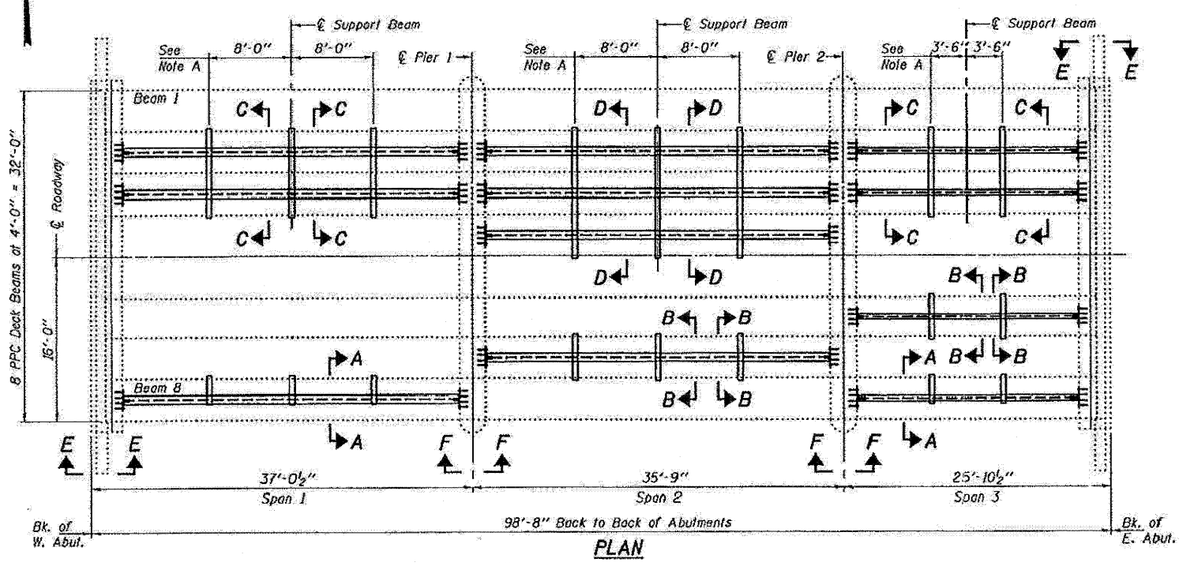

PLAN

NOTE A:
℄ Transverse tie ℞'s 13 per spans 1 & 2, and 2 per span 3). Place additional shims at midpoints between tie ℞'s. Securely weld shims to top flange of support beam. Minimum shim size is 6" x flange width.

DESIGNED
CHECKED
DRAWN Steffen
CHECKED

APRIL 15, 2008
EXAMINED — ENGINEER OF STRUCTURAL SUPPORTS
PASSED — ENGINEER OF BRIDGES AND STRUCTURES

STATE OF ILLINOIS
RALPH E. ANDERSON
081-004625
SPRINGFIELD
LICENSED STRUCTURAL ENGINEER

Expires: November 30, 2008

GENERAL NOTES

All structural steel shall conform to AASHTO Classification M-270 Gr. 36, unless otherwise noted.

Plan dimensions and details relative to existing plans are subject to routine variations. The Contractor shall field verify existing dimensions and details affecting new construction and make necessary approved adjustments prior to construction or ordering of materials. Such variations shall not be cause for additional compensation for a change in scope of the work, however, the Contractor will be paid for the quantity actually furnished based upon the unit price bid for the work.

The contractor is advised that the existing PPC Deck Beams are in a deteriorated condition with reduced load carrying capacity. It is the contractors responsibility to account for the condition of the beams when developing construction procedures.

See Section 584 of the Standard Specifications for Epoxy Grouting of Threaded Rods: Minimum embedment 9".

If the contractor's procedure for placement of beams involves placement of cranes or other heavy equipment on the bridge, a detailed procedure shall be submitted to the Engineer for approval. The procedure shall include calculations, prepared and sealed by an Illinois Licensed Structural Engineer, verifying that the equipment and procedure used will not overstress the existing beams. To distribute load to multiple beams and protect the existing surface, in all cases a double layer mat of heavy timbers shall be used at all times under crane tracks or wheels and any outriggers in the down position. If necessary, shims shall be used under the crane mat to ensure uniform contact with the underlying beams.

The cost of epoxy grouting threaded rods on the pier cap, abutments and beams shall be included with Furnishing and Erecting Structural Steel.

The Contractor has the option of using used steel. See Special Provisions.

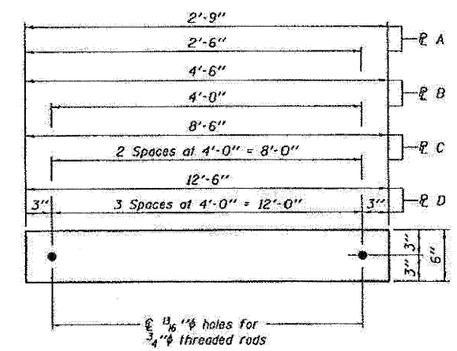

TRANSVERSE TIE ℞'S

℞ A ½" x 2'-9" x 6" (5 Req'd)
℞ B ½" x 4'-6" x 6" (5 Req'd)
℞ C ½" x 8'-6" x 6" (5 Req'd)
℞ D ½" x 12'-6" x 6" (3 Req'd)

TOTAL BILL OF MATERIAL

ITEM	UNIT	QUANTITY
Furnishing and Erecting Structural Steel	Pound	30100

EXISTING PLANS
FOR INFORMATION ONLY
S.N. 006-0147

PLAN & ELEVATION
F.A. RT. 587 OVER
PIKE CREEK
BUREAU COUNTY
SN 006-0147

\deck beams fy08\0060147.dgn 15-Apr-08 11:14:08

DELTA ENGINEERING GROUP, LLC	USER NAME = kkhan	DESIGNED DB	REVISED -
		DRAWN DB	REVISED -
	PLOT SCALE = #SCALE#	CHECKED AS	REVISED -
	PLOT DATE = 10/11/2011	DATE OCTOBER 14, 2011	REVISED -

STATE OF ILLINOIS
DEPARTMENT OF TRANSPORTATION

EXISTING PLAN – STRUCTURE

SCALE: NTS | SHEET NO. 50 OF 61 SHEETS | STA. | TO STA.

F.A.P. RTE.	SECTION	COUNTY	TOTAL SHEETS	SHEET NO.
587	(22 BR)BR	BUREAU	61	50
		CONTRACT NO. 66995		
FED. ROAD DIST. NO.	ILLINOIS	FED. AID PROJECT		

FILE NAME = g:\zpl01101\cadd sheets\rdwySN-006-0183-50exist-structure.dgn